2021 CCR Annual Groundwater Monitoring and Corrective Action Report

Mount Storm Power Station
Phase A Landfill

Prepared for:

Virginia Electric and Power Company

(d/b/a Dominion Energy Virginia)

120 Tredegar Street

Richmond, Virginia 23219

Prepared by:

Golder Associates USA Inc.

2108 West Laburnum Ave., Suite 200

Richmond, Virginia, USA 23227

+1 804 934-1784

Reference No. 2013993621

January 31, 2022

Table of Contents

EXECUTIVE SUMMARY **ES-1**

1.0 INTRODUCTION **1**

1.1 Site Location 1

1.2 Site History 1

1.3 Key Actions 1

1.4 Monitoring Program Concerns 2

2.0 SITE INFORMATION **3**

2.1 Monitoring Well Network 3

2.1.1 Monitoring Well Installation and Decommissioning Activities 3

2.2 Geology and Hydrogeology 3

2.2.1 Geology 3

2.2.2 Hydrogeology 4

2.2.3 Potentiometric Surface Evaluation 4

3.0 FIELD ACTIVITIES **7**

4.0 LABORATORY ANALYTICAL RESULTS **8**

4.1 2nd Semi-Annual 2020 Assessment Monitoring Program Event 8

4.2 1st Semi-Annual 2021 Assessment Monitoring Program Event 8

4.3 2nd Semi-Annual 2021 Assessment Monitoring Program Event 8

5.0 DATA QUALITY VALIDATION **9**

5.1 1st Semi-Annual Compliance Event Findings 9

5.2 2nd Semi-Annual Compliance Event Findings 9

6.0 STATISTICAL EVALUATION OF GROUNDWATER DATA **10**

6.1 2nd Semi-Annual 2020 Assessment Monitoring Data Evaluations 10

6.2 1st Semi-Annual 2021 Assessment Monitoring Data Evaluations 10

6.3 2nd Semi-Annual 2021 Assessment Monitoring Data Evaluations 10

7.0 CONCLUSIONS **11**

7.1 Findings 11

7.2 Planned Activities 11

Table of Contents - Continued

8.0 REFERENCES 12

9.0 SIGNATURE SECTION 13

List of Tables

Table 1 Summary of Historical CCR Static Water Level Data

Table 2 Summary of 2nd Semi-Annual 2020 Assessment Monitoring Program Event Data (October 2020)

Table 3 Summary of 1st Semi-Annual 2021 Assessment Monitoring Program Event Data (April 2021)

Table 4 Summary of 2nd Semi-Annual 2021 Assessment Monitoring Program Event Data (November 2021)

List of Drawings

Drawing 1 Site Location Map

Drawing 2 Potentiometric Surface Map – April 26, 2021

Drawing 3 Potentiometric Surface Map – November 1, 2021

List of Appendices

Appendix A Second Semi-Annual 2020 Assessment Monitoring Program Event Laboratory Certificates of Analysis and Chain-of-Custody Forms

Appendix B First Semi-Annual 2021 Assessment Monitoring Program Event Field Data Sheets, Laboratory Certificates of Analysis, Chain-of-Custody Forms, and Data Validation Forms

Appendix C Second Semi-Annual 2021 Assessment Monitoring Program Event Field Data Sheets, Laboratory Certificates of Analysis, Chain-of-Custody Forms, and Data Validation Forms

EXECUTIVE SUMMARY

This *2021 CCR Annual Groundwater Monitoring and Corrective Action Report* (Report) was prepared on behalf of Virginia Electric and Power Company d/b/a Dominion Energy Virginia (Dominion Energy) for the Mt. Storm Power Station (Station) Phase A Landfill (Unit) located in Mt. Storm, West Virginia. The Unit is an active industrial landfill that accepts CCR and is therefore considered an existing unit under Title 40 Code of Federal Regulations (CFR) Part 257.50 *et seq.* [*Disposal of Coal Combustion Residuals* (CCR) *from Electric Utilities* (Final Rule; Federal Register Vol. 80, No. 74, 21302-21501 on April 17, 2015, as amended)]. Pursuant to the CCR Rule, Dominion Energy is required to complete an *Annual Groundwater Monitoring and Corrective Action Report* (Report) by January 31 annually.

The Report documents the status of the CCR groundwater monitoring program for the Unit, summarizes key actions completed, describes issues encountered, actions taken to resolve identified concerns, and projected key activities for calendar year 2021. More specifically, this Report describes the results of the CCR Rule Assessment Monitoring Program (AMP) activities performed in 2021 to comply with CCR Rule requirements, and the progression of future sampling activities pursuant to the CCR Rule and the Unit's *Groundwater Monitoring Plan* (GMP).

In accordance with 40 CFR Part 257.90(e)(6), the following information is being provided as an overview of the current status of groundwater monitoring and corrective action for the Unit:

i. *At the start of the current annual reporting period, whether the CCR unit was operating under the detection monitoring program in §257.94 or the assessment monitoring program in §257.95.*
   - At the start of 2021, the Unit was operating under the assessment monitoring program in §257.95.

ii. *At the end of the current annual reporting period, whether the CCR unit was operating under the detection monitoring program in §257.94 or the assessment monitoring program in §257.95.*
   - At the end of 2021, the Unit was operating under the assessment monitoring program in §257.95.

iii. *If it was determined that there was a statistically significant increase over background for one or more constituents listed in appendix III to this part pursuant to §257.94(e).*

   (A) Identify those constituents listed in appendix III to this part and the names of the monitoring wells associated with such an increase
   - In 2021, there were statistically significant increases identified over background for the following appendix III constituents at the following wells during the second semi-annual 2020 event and the first semi-annual 2021 event:
     - Chloride – well MW-8, MWFGDW6
     - pH – wells MW-8, MW-10, MWFGDW6

   (B) Provide the date when the assessment program was initiated for the CCR unit.
   - The Unit initiated the assessment monitoring program on April 20, 2018.

iv. If it was determined that there was a statistically significant level above the groundwater protection standard for one or more constituents listed in appendix IV to this part pursuant to §257.95(g)

(A) Identify those constituents listed in appendix IV to this part and the names of the monitoring wells associated with such an increase

- In 2021, there were no statistically significant increases over the groundwater protection standard.

(B) Provide the date when the assessment of corrective measures was initiated for the CCR unit

- Not applicable

(C) Provide the date when the public meeting was held for the assessment of corrective measures for the CCR unit

- Not applicable

(D) Provide the date when the assessment of corrective measures was completed for the CCR unit

- Not applicable

v. Whether a remedy was selected pursuant to §257.97 during the current annual reporting period, and if so, the date of the remedy selection

- Not applicable

vi. Whether remedial activities were initiated or are ongoing pursuant to §257.98 during the current annual reporting period

- Not applicable

Based on the 2021 sampling and data analysis results, Golder recommends that Dominion Energy continue to maintain an Assessment Monitoring Program at this Unit.

1.0 INTRODUCTION

This *2021 CCR Annual Groundwater Monitoring and Corrective Action Report* (Report) was prepared on behalf of Virginia Electric and Power Company d/b/a Dominion Energy Virginia (Dominion Energy) for the Mt. Storm Power Station (Station) Phase A Industrial Landfill (Unit), located in Mt. Storm, West Virginia. The existing Unit is subject to the groundwater monitoring requirements in Title 40 Code of Federal Regulations (CFR) Part 257.50 *et seq.* [Disposal of Coal Combustion Residuals from Electric Utilities (CCR Rule; Federal Register Vol. 80, No. 74, 21302-21501 on April 17, 2015, as amended)] (EPA, 2015, 2016, 2018, 2020a, 2020b). Pursuant to the CCR Rule, no later than January 31 annually, the owner or operator of a CCR Unit must prepare an annual groundwater monitoring and corrective action report for the CCR Unit documenting the status of groundwater monitoring and corrective action programs for the preceding year.

Golder Associates USA Inc. (Golder) has prepared this Report for the Unit on behalf of Dominion Energy in accordance with CCR Rule Part 257.90(e). This Report presents relevant data evaluations from the second semi-annual 2020 event that were completed in 2021, provides the monitoring data and required data evaluations for the first semi-annual CCR monitoring compliance event performed in April 2021, and provides the monitoring data for the second semi-annual CCR monitoring compliance event performed in November 2021.

1.1 Site Location

The Station is located at 436 Dominion Boulevard in Mt. Storm, West Virginia approximately 40 miles south-southwest of Cumberland, Maryland. The Unit is located approximately 2,500 feet to the west of the Station on the east side of West Virginia Highway 93 (Power Station Highway). A Site Location Map is presented as Drawing 1.

1.2 Site History

The Station and adjoining 1,200-acre Mt. Storm Lake were constructed in 1965. Currently, the CCR generated by the 1,600-megawatt Station is disposed of in the Unit and the adjacent Phase B Landfill, which is addressed in a separate report. The Phase A Landfill was permitted in 1993 as a 191-acre unit for disposal of flue-gas desulfurization (FGD) solids. Groundwater monitoring at the Unit, required under the CCR Rule, was initiated in 2016.

1.3 Key Actions

Key actions for this Unit to date are as follows:

- Permitted for management of CCR by the West Virginia Department of Environmental Protection (DEP) under Solid Waste/National Discharge Elimination System (NPDES) permit No. WV0110256;

- Initiated the Detection Monitoring Program (DMP) on March 15, 2016, with the collection of eight baseline/background samples and completed the background monitoring activities on August 23, 2017, pursuant to the CCR Rule [257.94(b)];
- Conducted the initial DMP compliance sampling event between October 4 and October 16, 2017 and completed the sample analyses on October 23, 2017, pursuant to the CCR Rule [257.94];
- Placed a copy of the Unit's Groundwater Monitoring Plan (GMP) documenting the design information for the monitoring wells pursuant to the CCR Rule [257.91(e)(1)] in the Station's operating record on October 17, 2017 (AECOM, 2017a), pursuant to the CCR Rule [257.105(h)(2)];
- Certified the groundwater monitoring system pursuant to the CCR Rule [257.91(e)(1) and posted the Certification in the Station's operating record on October 17, 2017, pursuant to the CCR Rule [257.105(h)(3)];
- Certified the selection of a statistical method pursuant to the CCR Rule [257.93(f)(6)] and posted the Certification in the Station's operating record on October 17, 2017, pursuant to the CCR Rule [257.105(h)(4)];
- Placed a notification of a Statistically Significant Increase (SSI) over the Unit's background concentrations under the DMP in the Station's operating record on January 21, 2018;
- Conducted the initial Assessment Monitoring Program (AMP) compliance sampling event on March 19, 2018, and completed the sample analyses on April 20, 2018, pursuant to the CCR Rule [257.95(b)];
- Established groundwater protection standards (GWPS) for detected constituents in Appendix IV of Part 257 on October 17, 2018, pursuant to the CCR Rule [257.95(d)(2)];
- Updated background concentrations for Appendix III and IV constituents on September 17, 2020;
- Conducted the first semi-annual 2021 AMP compliance sampling event on April 27-28, 2021, and completed the sample analyses on June 24, 2021, pursuant to the CCR Rule [257.95(d)(1)]; and
- Conducted the second semi-annual 2021 AMP compliance sampling event on November 2-3, 2021, and completed the sample analyses on December 15, 2021, pursuant to the CCR Rule [257.95(d)(1)].

1.4 Monitoring Program Concerns

There were no monitoring program concerns identified during the semi-annual AMP compliance events conducted in 2021.

2.0 SITE INFORMATION

The first power generation turbine at the Station went online in September 1965 and was followed by the second turbine in June 1966. The third turbine went online December 1973. The Station is a coal-fired power station with a generating capacity of approximately 1,600 megawatts. The Unit is located on the Station property to the southwest of the power generation facility on the southern side of West Virginia Route 48. The Unit encompasses an approximate permitted area of 191 acres. The Unit is regulated under the provisions of NPDES permit No. WV0110256.

As part of the Station operations, Dominion Energy operates the Unit for storage of flue-gas desulfurization (FGD) solids. The Unit was subject to the groundwater monitoring provisions of the CCR Rule by October 17, 2017.

2.1 Monitoring Well Network

The Unit's GMP (AECOM, 2017a) details the design of the CCR Rule groundwater monitoring network. As presented in the GMP, the monitoring network is comprised of two (2) upgradient/background wells (MW-22 and MWFGDW-2) and four (4) downgradient monitoring wells (MW-5, MW-8, MW-10, and MWFGDW-6) designed to monitor the uppermost aquifer beneath the Unit. Three (3) additional wells (MWFGDW-3, MWFGDW-4, and MWFGDW-5) are used as observation wells for groundwater elevation, as necessary. The groundwater monitoring well locations relative to the Unit are shown on Drawing 2.

2.1.1 Monitoring Well Installation and Decommissioning Activities

No groundwater monitoring wells associated with the CCR compliance well network were installed or decommissioned in calendar year 2021.

2.2 Geology and Hydrogeology

A summary of the geology and hydrogeology for the Unit is presented in the following sections.

2.2.1 Geology

As presented on the West Virginia geologic map, the Station is located within the high plateau region of the Appalachian High Plateau physiographic province (Cardwell, 1968). The high plateau area is underlain by Paleozoic sedimentary rocks (Ordovician to Mississippian age) and the rocks are folded into a sequence of north-easterly trending parallel anticlines and synclines. Locally the area is referred to as the Allegheny Mountains. The Station is located on the eastern limb of the Blackwater Anticline which parallels the Little Blackwater River.

The area is underlain by formations of the Pennsylvanian-age Conemaugh and Allegheny Groups, which include, in descending order:

- Conemaugh Group
  - Buffalo Sandstone
  - Brush Creek shale and sandstone
  - Upper and Lower Mahoning Sandstones
  - Uffington Shale
- Allegheny Group
  - Upper Freeport Coal
  - Bolivar Claystone
  - Upper Freeport Sandstone
  - Lower Freeport Coal

The near surface geology is comprised of unconsolidated colluvium sediments that locally overlie decomposed (saprolitic) sandstone and shale transitioning to fractured competent sandstone and shale interbedded with coal beds. At the Station, the upper Brush Creek and Mahoning coal beds of the Conemaugh Group are absent, while the Upper Freeport and Lower Freeport coal beds of the Allegheny Group are present. The Upper Freeport coal bed is reported to have been mined using a combination of open pit and longwall mining technology, while the Lower Freeport coal bed is reported to be unmined.

2.2.2 Hydrogeology

The uppermost aquifer beneath the Unit is present within the weathered sedimentary rocks and colluvial deposits, generally within 9 to 30 feet below ground surface (bgs). The uppermost aquifer is unconfined and extends vertically into the lowered fractured bedrock formations with the uppermost shale formation acting as an aquitard. The groundwater gradient and approximate groundwater flow direction in the uppermost aquifer beneath the Unit are towards the east.

2.2.3 Potentiometric Surface Evaluation

Historical static water level data for the Unit are summarized in Table 1. Consistent with the requirements of the CCR Rule, the rate and direction of groundwater flow within the uppermost aquifer beneath the Unit was determined after each sampling event. The Potentiometric Surface Maps presented as Drawings 2 and 3 were prepared using static water level data obtained during the first and second semi-annual 2021 AMP events on April 26 and November 1, 2021, respectively. The interpreted data indicates that the hydraulic gradient and estimated

groundwater flow direction remains consistent with previous interpretations. Based on network review and regulatory requirements, Golder believes that the groundwater monitoring wells continue to be operated and maintained so that they perform to the design specifications in the Groundwater Monitoring System Certification for the Unit (AECOM, 2017b) consistent with 40CFR Part 257.91(e)(2) of the CCR Rule.

Using the groundwater contours presented as an overlay on Drawings 2 and 3, the average hydraulic gradient for the uppermost aquifer in the study area was calculated for each monitoring event using the following equations.

The average hydraulic gradient along the ideal flow line beneath the Unit was calculated using the following equations:

$$i = {}^{h_L}\!/_{L}$$

Where: i = hydraulic gradient (unitless)
h_L = head loss (elevation difference in feet)
L = length (horizontal distance in feet)

The groundwater flow rate was calculated using the following formula:

$$V = {}^{ki}\!/_{\theta}$$

Where: V= Groundwater Velocity (cm/s)
k = hydraulic conductivity (cm/s)
i = hydraulic gradient (unitless)
θ = assumed porosity (unitless)

Using the estimated effective porosity value of 10% for the weathered and fractured bedrock comprising the uppermost aquifer, the estimated average hydraulic conductivity values for the different matrices of 1.17E-05 centimeters per second (geometric average of available slug test data), and the calculated gradient, the average rate of groundwater flow (*Vgw*) for the saprolite comprising the uppermost aquifer beneath the Unit was calculated and is summarized in the following table.

Groundwater Flow	Hydraulic Conductivity (k, cm/s)	Contour lines (feet amsl)	Flow Length (feet)	Average Gradient (i)	Assumed Porosity (Ø)	Estimated Groundwater Velocity	
						(cm/s)	(feet/year)
1st Semi-Annual Assessment Monitoring Program Event (April 2021)							
Vgw	1.17E-05	3500-3300	3,564	0.056	0.10	6.6E-06	6.8
2nd Semi-Annual Assessment Monitoring Program Event (November 2021)							
Vgw	1.17E-05	3500-3280	4,219	0.052	0.10	6.1E-06	6.3

As presented, the estimated average groundwater flow rate in the uppermost aquifer beneath the Unit is approximately 6.3 to 6.8 feet per year. The calculated flow rate for the events conducted in 2021 is consistent with previous calculations for the Unit.

3.0 FIELD ACTIVITIES

Pursuant to the requirements in 40 CFR 257.95(d)(1) two (2) semi-annual AMP events were completed in 2021 for the Unit for the constituents and parameters listed in Appendix III and Appendix IV of the CCR Rule. Summaries of the AMP sampling events are presented below.

Monitoring Event	Sample Dates	Final Laboratory Package Receipt Date
1st Semi-Annual Assessment Monitoring Program Event	April 27-28, 2021	June 24, 2021 (revised June 29, 2021)
2nd Semi-Annual Assessment Monitoring Program Event	November 2-3, 2021	December 15, 2021 (revised January 4, 2022)

During each of the AMP sampling events, the compliance monitoring wells were sampled in accordance with the procedures presented in the Station's GMP (AECOM, 2017a).

Samples collected during each of the sampling events were shipped via FedEx on ice in secured coolers under chain-of-custody control to Eurofins TestAmerica Laboratories Inc. (TestAmerica) in North Canton, Ohio (#210). Total dissolved solids and radium samples were then shipped to the Pittsburgh, Pennsylvania (#142) and St. Louis, Missouri (#381) locations of TestAmerica for analysis. The three (3) TestAmerica locations are West Virginia Department of Environmental Protection accredited laboratories for CCR Rule Appendix III and IV constituents analyzed.

4.0 LABORATORY ANALYTICAL RESULTS

Laboratory analytical results from the AMP sampling events conducted in 2021 are summarized in the following sections.

4.1 2nd Semi-Annual 2020 Assessment Monitoring Program Event

The groundwater samples collected during the second semi-annual 2020 AMP event were analyzed by TestAmerica for the presence of concentrations of the constituents and parameters listed in Appendix III of the CCR rule and previously detected constituents and parameters of Appendix IV of the CCR Rule. The original laboratory certificates of analysis, chain-of-custody forms, and field logs for the sampling event were previously submitted in the 2020 CCR Annual Groundwater Monitoring and Corrective Action Report. Please note that the laboratory report was revised on March 22, 2021, a copy of which is provided in Appendix A. A summary of the CCR sampling data for the Unit is presented in Table 2.

4.2 1st Semi-Annual 2021 Assessment Monitoring Program Event

The groundwater samples collected during the first semi-annual AMP event were analyzed by TestAmerica for the presence of concentrations of the constituents and parameters listed in Appendix III and Appendix IV of the CCR Rule. The laboratory certificates of analysis, chain-of-custody forms, and field logs for the sampling event are presented in Appendix B. A summary of the CCR sampling data for the Unit is included in Table 3.

4.3 2nd Semi-Annual 2021 Assessment Monitoring Program Event

The groundwater samples collected during the second semi-annual AMP event were analyzed by TestAmerica for the presence of concentrations of the constituents and parameters listed in Appendix III of the CCR rule and previously detected CCR Rule Appendix IV constituents. The current list of Appendix IV detects is as follows:

- Arsenic
- Barium
- Beryllium
- Cadmium
- Chromium
- Cobalt
- Fluoride
- Lead
- Lithium
- Selenium
- Thallium
- Total Radium

The laboratory certificates of analysis, chain-of-custody forms, and field logs for the sampling event are presented in Appendix C. A summary of the CCR sampling data for the Unit is included in Table 4.

5.0 DATA QUALITY VALIDATION

The Quality Assurance (QA) and quality control (QC) data provided by the laboratory for the AMP sampling events were reviewed to ensure that the analytical results met the project's data quality objectives as outlined in the Station's GMP (AECOM, 2017a). The review process was performed by Environmental Standards, Inc. (ESI) in general accordance with procedures outlined in the National Functional Guidelines for Inorganic Superfund Methods Data Review, January 2017 (EPA, 2017).

5.1 1st Semi-Annual Compliance Event Findings

The laboratory and field QA/QC data for the first semi-annual 2021 compliance monitoring event samples collected April 27-28, 2021, were reviewed by ESI in accordance with United States Environmental Protection Agency (EPA) Protocol. Field QA/QC samples for this event included a field blank and a duplicate sample that was collected from compliance well MWFGDW2 that were collected at the Unit on April 28, 2021. These QA/QC samples were analyzed for the same constituents as the groundwater samples. Based on review of the laboratory-provided QC data and EPA guidance recommendations, the data for this sampling event were determined to meet the data quality objectives for the project and is suitable for use with applied data qualifiers. It is noted that several reported results (total dissolved solids) were deemed estimated by the validator due to exceedance of the holding time. A copy of the data validation record completed by ESI is presented in Appendix A.

5.2 2nd Semi-Annual Compliance Event Findings

The laboratory and field QA/QC data for the second semi-annual 2021 compliance monitoring event samples collected November 2-3, 2021, were reviewed by ESI in accordance with EPA Protocol. Field QA/QC samples for this event included a field blank and a duplicate sample that was collected from compliance well MW-22 that were collected at the Unit on November 3, 2021. These QA/QC samples were analyzed for the same constituents as the groundwater samples. Based on review of the laboratory-provided QC data and EPA guidance recommendations, the data for this sampling event were determined to meet the data quality objectives for the project and is suitable for use with applied data qualifiers. It is noted that one reported result (total dissolved solids) was deemed estimated by the validator due to exceedance of the holding time. A copy of the data validation record is presented in Appendix B.

6.0 STATISTICAL EVALUATION OF GROUNDWATER DATA

Per 40 CFR Part 257.94(e)(1), the Unit advanced into the AMP in March 2018. Consistent with the CCR Rule requirements, the 2021 monitoring results were compared to Facility background concentrations and GWPS established on October 17, 2018, and updated on September 17, 2020.

6.1 2nd Semi-Annual 2020 Assessment Monitoring Data Evaluations

Pursuant to 40 CFR Subpart 257.95(e,f,g), the results from the Unit's monitoring wells were compared to established background concentrations and SSIs were identified over the Unit's background for the second semi-annual 2020 AMP sampling event. Concentrations above background are identified in Table 2.

There were no GWPS exceedances identified for the second semi-annual 2020 AMP sampling event.

6.2 1st Semi-Annual 2021 Assessment Monitoring Data Evaluations

Pursuant to 40 CFR Subpart 257.95(e,f,g), the results from the Unit's monitoring wells were compared to updated background concentrations and SSIs were identified over the Unit's background for the first semi-annual 2021 AMP sampling event. Concentrations above background are identified in Table 3.

There were no GWPS exceedances identified for the first semi-annual 2021 AMP sampling event.

6.3 2nd Semi-Annual 2021 Assessment Monitoring Data Evaluations

The data for the second semi-annual 2021 AMP sampling event are being evaluated against the established GWPS for the Unit and the Facility background concentrations in accordance with the CCR Rule timeframes. The results from those evaluations will be presented in the *2022 Annual Groundwater Monitoring and Corrective Action Report*.

7.0 CONCLUSIONS

7.1 Findings

The first semi-annual 2021 AMP compliance sampling event was completed on April 27-28, 2021, with sample analyses completed on June 24, 2021. The second semi-annual 2021 AMP compliance sampling event was completed on November 2-3, 2021, with sample analyses complete on December 15, 2021. These groundwater sampling and analysis activities were conducted in general accordance with the requirements of the Unit's GMP for the CCR network.

Comparisons of the laboratory analytical results from the 2020 second semi-annual and 2021 first semi-annual sampling events to established GWPS identified no GWPS exceedances. Monitoring results from the second semi-annual 2021 AMP event conducted in November 2021 are being evaluated against site-specific GWPS in accordance with the applicable CCR Rule timeframe.

7.2 Planned Activities

Based on the results presented herein, Dominion Energy intends to complete the required data evaluations for the second semi-annual 2021 AMP sampling event within the CCR Rule prescribed timeframe and continue semi-annual groundwater monitoring activities in 2022 that are consistent with the provisions in the CCR Rule [part 257.95 *et. seq*] and the Unit's GMP.

8.0 REFERENCES

AECOM. 2017a. *CCR Groundwater Monitoring Plan Phase A Landfill and Phase B Landfill, Mount Storm Power Station, Mt. Storm, West Virginia*. October.

AECOM. 2017b. *Groundwater Monitoring System Certification per 40 CFR §257.91(f), Mount Storm Power Station - Phase A Landfill, Mount Storm, WV.* October.

Cardwell, D.H., R.B. Erwin, and H.P. Woodward. 1968. Geologic Map of West Virginia, MAP-1, WV GES, 2 maps.

EPA (United States Environmental Protection Agency). 2015. Federal Register. Volume 80. No. 74. Friday April 17, 2015. Part II. Environmental Protection Agency. *40 CFR Parts 257and 261. Hazardous and Solid Waste Management System; Disposal of Coal Combustion Residuals from Electric Utilities; Final Rule.* [EPA-HQ-RCRA–2009–0640; FRL–9919–44–OSWER]. RIN–2050–AE81. April.

EPA. 2016. Federal Register. Volume 81. No. 151. Friday August 5, 2016. Part II. Environmental Protection Agency. *40 CFR Parts 257 and 261. Hazardous and Solid Waste Management System; Disposal of Coal Combustion Residuals from Electric Utilities; Final Rule.* [EPA-HQ-OLEM–2016–0274; FRL–9949–44–OLEM]. August.

EPA. 2017. *National Functional Guidelines for Inorganic Superfund Methods Data Review*. January.

EPA. 2018. Federal Register. Volume 83. No. 146. Monday July 30, 2018. Part II. Environmental Protection Agency. *40 CFR Parts 257 and 261. Hazardous and Solid Waste Management System; Disposal of Coal Combustion Residuals from Electric Utilities; Final Rule.* [EPA-HQ-OLEM–2017–0286; FRL–9981–18–OLEM]. RIN–2050–AG88. July.

EPA. 2020a. Federal Register. Volume 85. No. 168. Friday, August 28, 2020. Environmental Protection Agency. *40 CFR Part 257. Hazardous and Solid Waste Management System; Disposal of Coal Combustion Residuals from Electric Utilities; A Holistic Approach to Closure Part A: Deadline To Initiate Closure.* [EPA-HQ-OLEM–2019-0172 and EPA-HQ-OLEM–2018-0524; FRL–10013–20–OLEM]. RIN–2050–AH10. August.

EPA. 2020b. Federal Register. Volume 85. No. 219. Thursday, November 12, 2020. Environmental Protection Agency. *40 CFR Part 257. Hazardous and Solid Waste Management System; Disposal of CCR; A Holistic Approach to Closure Part B: Alternate Demonstration for Unlined Surface Impoundments.* [EPA-HQ-OLEM–2019-0173; FRL-10015-88-OLEM]. RIN–2050–AH11. November.

9.0 SIGNATURE SECTION

This *2021 Annual CCR Groundwater Monitoring and Corrective Action Report* (Report) has been prepared by a qualified groundwater scientist on behalf of Virginia Electric and Power Company d/b/a Dominion Energy Virginia (Dominion Energy) for the Mt. Storm Power Station Phase A Industrial Landfill. This Report satisfies the reporting requirements specified in Title 40 Code of Federal Regulations (CFR) Part 257.90(e) *et seq.* [*Disposal of Coal Combustion Residuals* (CCR) *from Electric Utilities* (CCR Rule; Federal Register Vol. 80, No. 74, 21302-21501 on April 17, 2015, as amended)].

Signature

Name & Title

Michael G. Williams, C.P.G.
Principal, Senior Hydrogeologist

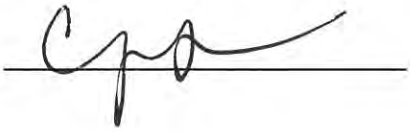

Crystal Shadle
Senior Geologist

Golder and the G logo are trademarks of Golder Associates Corporation

https://golderassociates.sharepoint.com/sites/142954/project files/6 deliverables/phase a/2022-1-31 2021 amr phase a ccr/2022-1-31 mount storm phase a ccr amr.docx

TABLES

TABLE 1

SUMMARY OF HISTORICAL CCR STATIC WATER LEVEL DATA
MOUNT STORM POWER STATION PHASE A LANDFILL

Monitoring Well	Top of Casing Elevation (ft ASML)	Date	Depth to Water (feet)	Static Water Level Elevation (ft AMSL)
MW-22	3569.70	03/15/2016	16.96	3552.74
		06/21/2016	18.72	3550.98
		08/23/2016	19.11	3550.59
		10/12/2016	18.55	3551.15
		04/04/2017	15.97	3553.73
		05/09/2017	15.82	3553.88
		06/20/2017	19.48	3550.22
		08/22/2017	18.79	3550.91
		10/04/2017	22.29	3547.41
		10/12/2017	23.00	3546.70
		03/19/2018	16.85	3552.85
		06/05/2018	15.74	3553.96
		10/29/2018	16.59	3553.11
		4/16/2019	18.40	3551.30
		10/28/2019	24.89	3544.81
		04/13/2020	15.79	3553.91
		10/12/2020	22.61	3547.09
		04/26/2021	16.85	3552.85
		11/01/2021	19.65	3550.05
MWFGDW2	3519.70	03/15/2016	19.48	3500.22
		06/21/2016	22.42	3497.28
		08/23/2016	20.75	3498.95
		10/12/2016	19.54	3500.16
		04/04/2017	18.43	3501.27
		05/09/2017	18.92	3500.78
		06/20/2017	22.70	3497.00
		08/22/2017	23.38	3496.32
		10/12/2017	NM	NM
		03/19/2018	19.21	3500.49
		06/05/2018	28.62	3491.08
		10/29/2018	19.55	3500.15
		04/16/2019	19.59	3500.11
		10/28/2019	20.18	3499.52
		04/13/2020	16.97	3502.73
		10/12/2020	BTOP (>25.00)	<3494.70
		04/26/2021	18.50	3501.20
		11/01/2021	19.05	3500.65

TABLE 1

SUMMARY OF HISTORICAL CCR STATIC WATER LEVEL DATA
MOUNT STORM POWER STATION PHASE A LANDFILL

Monitoring Well	Top of Casing Elevation (ft ASML)	Date	Depth to Water (feet)	Static Water Level Elevation (ft AMSL)
MW-5	3382.09	03/15/2016	36.65	3345.44
		06/21/2016	37.00	3345.09
		08/24/2016	37.42	3344.67
		10/12/2016	37.51	3344.58
		04/04/2017	36.27	3345.82
		05/08/2017	35.28	3346.81
		06/20/2017	37.72	3344.37
		08/23/2017	37.12	3344.97
		10/05/2017	37.71	3344.38
		10/12/2017	37.84	3344.25
		03/19/2018	36.52	3345.57
		06/05/2018	35.59	3346.50
		10/29/2018	36.28	3345.81
		04/15/2019	36.82	3345.27
		10/28/2019	38.45	3343.64
		04/13/2020	36.30	3345.79
		10/12/2020	38.19	3343.90
		04/26/2021	36.37	3345.72
		11/01/2021	37.20	3344.89
MW-8	3391.80	03/15/2016	17.19	3374.61
		06/21/2016	20.38	3371.42
		08/24/2016	24.80	3367.00
		10/12/2016	19.91	3371.89
		04/05/2017	16.76	3375.04
		05/09/2017	16.73	3375.07
		06/21/2017	42.35	3349.45
		08/23/2017	39.92	3351.88
		10/12/2017	NM	NM
		03/19/2018	32.90	3358.90
		06/05/2018	23.89	3367.91
		10/29/2018	18.08	3373.72
		4/15/2019	18.75	3373.05
		10/28/2019	51.11	3340.69
		04/13/2020	17.54	3374.26
		10/12/2020	51.01	3340.79
		04/26/2021	17.97	3373.83
		11/01/2021	16.62	3375.18

TABLE 1

SUMMARY OF HISTORICAL CCR STATIC WATER LEVEL DATA
MOUNT STORM POWER STATION PHASE A LANDFILL

Monitoring Well	Top of Casing Elevation (ft ASML)	Date	Depth to Water (feet)	Static Water Level Elevation (ft AMSL)
MW-10	3406.82	03/15/2016	23.18	3383.64
		06/21/2016	23.70	3383.12
		08/24/2016	23.73	3383.09
		10/12/2016	23.41	3383.41
		04/04/2017	23.33	3383.49
		05/08/2017	23.22	3383.60
		06/21/2017	23.64	3383.18
		08/23/2017	23.75	3383.07
		10/05/2017	29.88	3376.94
		10/12/2017	31.56	3375.26
		03/19/2018	23.59	3383.23
		06/05/2018	23.22	3383.60
		10/29/2018	23.85	3382.97
		4/15/2019	23.24	3383.58
		10/28/2019	23.80	3383.02
		04/13/2020	22.23	3384.59
		10/12/2020	27.40	3379.42
		04/26/2021	23.32	3383.50
		11/01/2021	23.12	3383.70
MWFGDW3	3320.78	03/15/2016	12.40	3308.38
		06/21/2016	14.86	3305.92
		08/24/2016	17.44	3303.34
		10/12/2016	13.21	3307.57
		04/05/2017	10.25	3310.53
		05/09/2017	9.62	3311.16
		06/21/2017	17.30	3303.48
		08/23/2017	17.95	3302.83
		03/19/2018	NM	NM
		06/05/2018	NM	NM
		10/29/2018	12.06	3308.72
		4/15/2019	13.27	3307.51
		10/28/2019	19.02	3301.76
		04/13/2020	9.79	3310.99
		10/12/2020	21.80	3298.98
		04/26/2021	13.20	3307.58
		11/01/2021	7.15	3313.63

TABLE 1

SUMMARY OF HISTORICAL CCR STATIC WATER LEVEL DATA
MOUNT STORM POWER STATION PHASE A LANDFILL

Monitoring Well	Top of Casing Elevation (ft ASML)	Date	Depth to Water (feet)	Static Water Level Elevation (ft AMSL)
MWFGDW4	3302.57	03/15/2016	16.30	3286.27
		06/21/2016	20.44	3282.13
		08/24/2016	29.36	3273.21
		10/12/2016	17.11	3285.46
		04/05/2017	12.02	3290.55
		05/09/2017	11.97	3290.60
		06/21/2017	29.28	3273.29
		08/23/2017	28.17	3274.40
		03/19/2018	NM	NM
		06/05/2018	NM	NM
		10/29/2018	16.15	3286.42
		4/15/2019	18.73	3283.84
		10/28/2019	30.33	3272.24
		04/13/2020	12.72	3289.85
		10/12/2020	30.14	3272.43
		04/26/2021	20.60	3281.97
		11/01/2021	10.22	3292.35
MWFGDW5	3296.92	03/15/2016	0.00	3296.92
		06/21/2016	1.24	3295.68
		08/24/2016	4.36	3292.56
		10/12/2016	1.95	3294.97
		04/05/2017	0.00	3296.92
		05/09/2017	0.00	3296.92
		06/21/2017	3.37	3293.55
		08/23/2017	4.85	3292.07
		03/19/2018	NM	NM
		06/05/2018	NM	NM
		10/29/2018	0.53	3296.39
		4/15/2019	0.90	3296.02
		10/28/2019	13.91	3283.01
		04/13/2020	-1.19	3298.11
		10/12/2020	13.36	3283.56
		04/26/2021	BTOP	>3296.92
		11/01/2021	0.00	3296.92

TABLE 1

SUMMARY OF HISTORICAL CCR STATIC WATER LEVEL DATA
MOUNT STORM POWER STATION PHASE A LANDFILL

Monitoring Well	Top of Casing Elevation (ft ASML)	Date	Depth to Water (feet)	Static Water Level Elevation (ft AMSL)
MWFGDW6	3289.30	03/15/2016	17.66	3271.64
		06/21/2016	18.60	3270.70
		08/23/2016	19.38	3269.92
		10/12/2016	19.09	3270.21
		04/05/2017	17.79	3271.51
		05/08/2017	17.84	3271.46
		06/20/2017	18.90	3270.40
		08/23/2017	19.18	3270.12
		10/16/2017	20.68	3268.62
		03/19/2018	18.02	3271.28
		06/05/2018	17.39	3271.91
		10/29/2018	18.15	3271.15
		4/15/2019	18.51	3270.79
		10/28/2019	20.49	3268.81
		04/13/2020	17.67	3271.63
		10/12/2020	20.39	3268.91
		04/26/2021	18.00	3271.30
		11/01/2021	19.11	3270.19

Notes:
ft - Feet
ft AMSL - Feet Above Mean Sea Level
BTOP - Below Top of Pump
NM - Not Measured

Table 2
Summary of 2nd Semi-Annual 2020 Assessment Monitoring Program Event Data (October 2020)
Phase A Landfill, Mount Storm Power Station

				Upgradient Wells								Downgradient Wells												Field Quality Control							
			Sample ID:	MW-22				MWFGDW2				MW-05				MW-08				MW-10				MWFGDW6				MW-22 - DUP				Field Blank			
			Sample Date:	10/13/2020				10/13/2020				10/13/2020				10/13/2020				10/13/2020				10/13/2020				10/13/2020				10/13/2020			
Parameter Name	**Units**	**CCR Site-Specific BKGD**	**CCR GWPS**	**Result**	**Qual**	**MDL**	**RL**	**Result**	**Qual**	**MDL**	**RL**	**Result**	**Qual**	**MDL**	**RL**	**Result**	**Qual**	**MDL**	**RL**	**Result**	**Qual**	**MDL**	**RL**	**Result**	**Qual**	**MDL**	**RL**	**Result**	**Qual**	**MDL**	**RL**	**Result**	**Qual**	**MDL**	**RL**
CCR Appendix III Constituents																																	
Boron	ug/L	QL (0.1)	--	< 0.023		0.023	0.1	< 0.023		0.023	0.1	**0.048**	J	0.023	0.1	< 0.023		0.023	0.1	< 0.023		0.023	0.1	< 0.023		0.023	0.1	< 0.023		0.023	0.1	**0.032**	J	0.023	0.1
Calcium	mg/L	120	--	**100**		0.58	1	**70**		0.58	1	**40**		0.58	1	**32**		0.58	1	**3.9**		0.58	1	**20**		0.58	1	**100**		0.58	1	< 0.58		0.58	1
Chloride	mg/L	2.477	--	**0.74**	J	0.28	1	**0.96**	J	0.28	1	**1.4**		0.28	1	**44**		0.28	1	**0.83**	J	0.28	1	**2.8**	J	2.8	10	**0.77**	J	0.28	1	< 0.28		0.28	1
Fluoride	mg/L	0.114	4	**0.05**		0.024	0.05	**0.094**		0.024	0.05	**0.051**		0.024	0.05	**0.062**		0.024	0.05	**0.044**	J	0.024	0.05	< 0.24		0.24	0.5	**0.045**	J	0.024	0.05	< 0.024		0.024	0.05
pH	SU	6.10 - 8.52	--	6.65		0.01	0.01	6.50		0.01	0.01	6.75		0.01	0.01	6.10		0.01	0.01	4.64		0.01	0.01	6.09		0.01	0.01	--		0.01	0.01	--		0.01	0.01
Sulfate	mg/L	47.75	--	**26**		0.35	1	**39**		0.35	1	**12**		0.35	1	**22**		0.35	1	**8.2**		0.35	1	< 17		17	50	**26**		0.35	1	< 0.35		0.35	1
Total Dissolved Solids	mg/L	380	--	**330**		10	10	**240**		10	10	**130**		10	10	**160**		10	10	**240**		10	10	**97**		10	10	**320**		10	10	< 10		10	10
Detected CCR Appendix IV Constituents																																	
Arsenic	ug/L	QL (5)	10	< 0.75		0.75	5.0	< 0.75		0.75	5.0	< 0.75		0.75	5.0	< 0.75		0.75	5.0	< 0.75		0.75	5.0	< 0.75		0.75	5.0	< 0.75		0.75	5.0	< 0.75		0.75	5.0
Barium	ug/L	495.8	2,000	**290**		2.2	5.0	**320**		2.2	5.0	**150**		2.2	5.0	**110**		2.2	5.0	**140**		2.2	5.0	**93**		2.2	5.0	**290**		2.2	5.0	< 2.2		2.2	5.0
Beryllium	ug/L	1.6	4	< 0.31		0.31	1.0	< 0.31		0.31	1.0	< 0.31		0.31	1.0	< 0.31		0.31	1.0	**0.49**	J	0.31	1.0	< 0.31		0.31	1.0	< 0.31		0.31	1.0	< 0.31		0.31	1.0
Cadmium	ug/L	QL (3)	5	< 0.20		0.20	1.0	< 0.20		0.20	1.0	< 0.20		0.20	1.0	< 0.20		0.20	1.0	**0.28**	J	0.20	1.0	**0.22**	J	0.20	1.0	< 0.20		0.20	1.0	< 0.20		0.20	1.0
Chromium	ug/L	QL (5)	100	< 0.98		0.98	2.0	< 0.98		0.98	2.0	< 0.98		0.98	2.0	**2.2**		0.98	2.0	**1.1**	J	0.98	2.0	< 0.98		0.98	2.0	< 0.98		0.98	2.0	< 0.98		0.98	2.0
Cobalt	ug/L	QL (5)	6	**0.85**	J	0.19	1.0	< 0.19		0.19	1.0	**1.2**		0.19	1.0	**2.5**		0.19	1.0	**2.1**		0.19	1.0	**3.4**		0.19	1.0	**0.42**	J	0.19	1.0	< 0.19		0.19	1.0
Fluoride	mg/L	0.114	4	**0.05**		0.024	0.05	**0.094**		0.024	0.05	**0.051**		0.024	0.05	**0.062**		0.024	0.05	**0.044**	J	0.024	0.05	< 0.24		0.24	0.5	**0.045**	J	0.024	0.05	< 0.024		0.024	0.05
Lead	ug/L	6.3	15	**0.52**	J	0.45	1.0	< 0.45		0.45	1.0	< 0.45		0.45	1.0	**0.89**	J	0.45	1.0	**0.47**	J	0.45	1.0	**0.83**	J	0.45	1.0	< 0.45		0.45	1.0	< 0.45		0.45	1.0
Lithium	ug/L	QL (50)	40	**7.3**	J	1.7	8.0	**9.9**		1.7	8.0	**8.4**		1.7	8.0	**1.8**	J	1.7	8.0	< 1.7		1.7	8.0	< 1.7		1.7	8.0	**7.3**	J	1.7	8.0	< 1.7		1.7	8.0
Mercury	ug/L	QL (0.2)	--	< 0.13		0.13	0.20	< 0.13		0.13	0.20	< 0.13		0.13	0.20	< 0.13		0.13	0.20	< 0.13		0.13	0.20	< 0.13		0.13	0.20	< 0.13		0.13	0.20	< 0.13		0.13	0.20
Selenium	ug/L	QL (5)	50	< 0.89		0.89	5.0	< 0.89		0.89	5.0	< 0.89		0.89	5.0	**0.97**	J	0.89	5.0	< 0.89		0.89	5.0	< 0.89		0.89	5.0	< 0.89		0.89	5.0	< 0.89		0.89	5.0
Thallium	ug/L	QL (1)	2	< 0.20		0.20	1.0	< 0.20		0.20	1.0	< 0.20		0.20	1.0	< 0.20		0.20	1.0	< 0.20		0.20	1.0	< 0.20		0.20	1.0	< 0.20		0.20	1.0	< 0.20		0.20	1.0
Radium 226 and 228 (combined)	pCi/L	QL (5)	5	0.307	U	--	--	0.0872	U	--	--	0.397	U	--	--	0.495	U	--	--	-0.007	U	--	--	0.404	U	--	--	0.171	U	--	--	0.246	U	--	--
Field Parameters																																	
Conductivity	uS/cm	--	--	570		0.1	0.1	402.5		0.1	0.1	221.6		0.1	0.1	282.7		0.1	0.1	52.7		0.1	0.1	148.7		0.1	0.1	--		--	--	--		--	--
Depth to Water*	ft btoc	--	--	22.61		0.01	0.01	>25.00		0.01	0.01	38.19		0.01	0.01	51.01		0.01	0.01	27.40		0.01	0.01	20.39		0.01	0.01	--		--	--	--		--	--
Dissolved Oxygen	mg/L	--	--	2.39		0.01	0.01	4.62		0.01	0.01	2.82		0.01	0.01	2.77		0.01	0.01	0.90		0.01	0.01	1.88		0.01	0.01	--		--	--	--		--	--
Groundwater Elevation*	ft msl	--	--	3547.09		0.01	0.01	<3494.70		0.01	0.01	3343.90		0.01	0.01	3340.79		0.01	0.01	3379.42		0.01	0.01	3268.91		0.01	0.01	--		--	--	--		--	--
Oxidation Reduction Potential	millivolts	--	--	214.2		0.1	0.1	189.5		0.1	0.1	43.9		0.1	0.1	223.6		0.1	0.1	317.0		0.1	0.1	160.2		0.1	0.1	--		--	--	--		--	--
Temperature	C	--	--	9.4		0.01	0.01	11.2		0.01	0.01	9.6		0.01	0.01	9.3		0.01	0.01	9.9		0.01	0.01	11.1		0.01	0.01	--		--	--	--		--	--
Turbidity	NTU	--	--	10.2		0.1	0.1	3.31		0.1	0.1	9.8		0.1	0.1	8.57		0.1	0.1	10.8		0.1	0.1	9.85		0.1	0.1	--		--	--	--		--	--

Notes:
MDL = Method Detection Limit
RL = Reporting Limit
mg/L = Milligram per liter
ug/L = Microgram per liter
pCi/L = picoCurie per liter
uS/cm = MicroSiemen per centimeter
SU = Standard Units
C = Degrees Celsius
NTU = Nephelometric Turbidity Unit
ft btoc = feet below top of casing
ft msl = feet above mean sea level
MDC = Minimum Detection Concentration
BKGD = Background
CCR = Coal Combustion Residuals
QL = Laboratory quantitation limit (value shown in parentheses is a recent QL and is subject to change)
Future QL values are subject to change; however, GWPS cannot be less than values in parentheses
GWPS = Groundwater Protection Standards
* - Groundwater Elevation data collected on October 12, 2020
(">" symbol indicates depth to water is located below indicated top of sample pump elevation)
Bold font = Detected constituent

Qualifiers (Qual):
J = Estimated Result
U = Radiological sample not detected above the Miniumum Detection Concentration

= Concentration greater than site-specific background

= Concentration greater than CCR GWPS and site background

Table 3
Summary of 1st Semi-Annual 2021 Assessment Monitoring Program Event Data (April 2021)
Phase A Landfill, Mount Storm Power Station

				Upgradient Wells								Downgradient Wells																Lab Quality Control				Field Quality Control			
			Sample ID:	MW-22				MWFGDW2				MW-5				MW-8				MW-10				MWFGDW6				MWFGDW2 DUP				Field Blank			
			Sample Date:	4/28/2021				4/28/2021				4/28/2021				4/28/2021				4/28/2021				4/27/2021				4/28/2021				4/28/2021			
Parameter Name	**Units**	**CCR Site-Specific BKGD**	**CCR GWPS**	**Result**	**Qual**	**MDL**	**RL**	**Result**	**Qual**	**MDL**	**RL**	**Result**	**Qual**	**MDL**	**RL**	**Result**	**Qual**	**MDL**	**RL**	**Result**	**Qual**	**MDL**	**RL**	**Result**	**Qual**	**MDL**	**RL**	**Result**	**Qual**	**MDL**	**RL**	**Result**	**Qual**	**MDL**	**RL**
CCR Appendix III Constituents																																			
Boron	ug/L	QL (100)	--	**< 23**	U	23	100	< 23	U	23	100	< 23	U	23	100	< 23	U	23	100	< 23	U	23	100	< 23	U	23	100	< 23	U	23	100	< 23	U	23	100
Calcium	ug/L	120000	--	**82000**		580	1000	**39000**		580	1000	**38000**		580	1000	**12000**		580	1000	**3600**		580	1000	**11000**		580	1000	**38000**		580	1000	< 580	U	580	1000
Chloride	ug/L	2477	--	880	J	280	1000	**920**	J	280	1000	**1300**		280	1000	**56000**		280	1000	**610**	J	280	1000	**2700**		280	1000	**1000**		280	1000	< 280	U	280	1000
Fluoride	mg/L	0.14	4.0	**0.044**	J	0.024	0.050	**0.070**		0.024	0.050	**0.053**		0.024	0.050	**0.044**	J	0.024	0.050	**0.046**	J	0.024	0.050	**0.060**		0.024	0.050	**0.072**		0.024	0.050	< 0.024	U	0.024	0.050
pH	SU	6.10 - 8.52	--	6.59		0.01	0.01	6.55		0.01	0.01	6.70		0.01	0.01	5.38		0.01	0.01	4.57		0.01	0.01	5.61		0.01	0.01	--		--	--	--		--	--
Sulfate	ug/L	47750	--	**25000**		350	1000	**41000**		350	1000	**11000**		350	1000	**15000**		350	1000	**9400**		350	1000	**10000**		350	1000	**41000**		350	1000	< 350	U	350	1000
Total Dissolved Solids	mg/L	380	--	**270**	J	10	10	**140**	J	10	10	**110**	J	10	10	**140**	J	10	10	**33**	J	10	10	**39**	J	10	10	**150**	J	10	10	< 10	UJ	10	10
CCR Appendix IV Constituents																																			
Antimony	ug/L	QL (2)	--	< 0.57	U	0.57	2.0	< 0.57	U	0.57	2.0	< 0.57	U	0.57	2.0	< 0.57	U	0.57	2.0	< 0.57	U	0.57	2.0	< 0.57	U	0.57	2.0	< 0.57	U	0.57	2.0	< 0.57	U	0.57	2.0
Arsenic	ug/L	QL (5)	10	< 0.75	U	0.75	5.0	< 0.75	U	0.75	5.0	< 0.75	U	0.75	5.0	< 0.75	U	0.75	5.0	< 0.75	U	0.75	5.0	< 0.75	U	0.75	5.0	< 0.75	U	0.75	5.0	< 0.75	U	0.75	5.0
Barium	ug/L	495.8	2000	**220**		2.2	5.0	**210**		2.2	5.0	**130**		2.2	5.0	**29**		2.2	5.0	**120**		2.2	5.0	**110**		2.2	5.0	**210**		2.2	5.0	< 2.2	U	2.2	5.0
Beryllium	ug/L	1.6	4	**0.48**	J	0.31	1.0	< 0.31	U	0.31	1.0	< 0.31	U	0.31	1.0	< 0.31	U	0.31	1.0	**0.37**	J	0.31	1.0	**0.34**	J	0.31	1.0	< 0.31	U	0.31	1.0	< 0.31	U	0.31	1.0
Cadmium	ug/L	QL (3)	5	< 0.20	U	0.20	1.0	< 0.20	U	0.20	1.0	< 0.20	U	0.20	1.0	< 0.20	U	0.20	1.0	**0.23**	J	0.20	1.0	**0.20**	J	0.20	1.0	< 0.20	U	0.20	1.0	< 0.20	U	0.20	1.0
Chromium	ug/L	QL (5)	100	< 0.98	U	0.98	2.0	< 0.98	U	0.98	2.0	< 0.98	U	0.98	2.0	< 0.98	U	0.98	2.0	< 0.98	U	0.98	2.0	< 0.98	U	0.98	2.0	< 0.98	U	0.98	2.0	< 0.98	U	0.98	2.0
Cobalt	ug/L	QL (5)	6	**0.49**	J	0.19	1.0	< 0.19	U	0.19	1.0	**0.25**	J	0.19	1.0	< 0.19	U	0.19	1.0	**0.39**	J	0.19	1.0	**0.50**	J	0.19	1.0	< 0.19	U	0.19	1.0	< 0.19	U	0.19	1.0
Fluoride	mg/L	0.14	4.0	**0.044**	J	0.024	0.050	**0.070**		0.024	0.050	**0.053**		0.024	0.050	**0.044**	J	0.024	0.050	**0.046**	J	0.024	0.050	**0.060**		0.024	0.050	**0.072**		0.024	0.050	< 0.024	U	0.024	0.050
Lead	ug/L	6.3	15	< 0.45	U	0.45	1.0	< 0.45	U	0.45	1.0	< 0.45	U	0.45	1.0	< 0.45	U	0.45	1.0	< 0.45	U	0.45	1.0	< 0.45	U	0.45	1.0	< 0.45	U	0.45	1.0	< 0.45	U	0.45	1.0
Lithium	ug/L	QL (50)	40	**6.9**	J	1.7	8.0	**6.1**	J	1.7	8.0	**6.8**	J	1.7	8.0	< 1.7	U	1.7	8.0	< 1.7	U	1.7	8.0	< 1.7	U	1.7	8.0	**5.1**	J	1.7	8.0	< 1.7	U	1.7	8.0
Mercury	ug/L	QL (0.2)	--	< 0.13	U	0.13	0.20	< 0.13	U	0.13	0.20	< 0.13	U	0.13	0.20	< 0.13	U	0.13	0.20	< 0.13	U	0.13	0.20	< 0.13	U	0.13	0.20	< 0.13	U	0.13	0.20	< 0.13	U	0.13	0.20
Molybdenum	ug/L	20	--	< 1.1	U	1.1	10	< 1.1	U	1.1	10	< 1.1	U	1.1	10	< 1.1	U	1.1	10	< 1.1	U	1.1	10	< 1.1	U	1.1	10	< 1.1	U	1.1	10	< 1.1	U	1.1	10
Selenium	ug/L	QL (5)	50	< 0.89	U	0.89	5.0	< 0.89	U	0.89	5.0	< 0.89	U	0.89	5.0	< 0.89	U	0.89	5.0	< 0.89	U	0.89	5.0	< 0.89	U	0.89	5.0	< 0.89	U	0.89	5.0	< 0.89	U	0.89	5.0
Thallium	ug/L	QL (1)	2	**0.64**	J	0.20	1.0	**0.32**	J	0.20	1.0	**0.20**	J	0.20	1.0	< 0.20	U	0.20	1.0	< 0.20	U	0.20	1.0	< 0.20	U	0.20	1.0	< 0.20	U	0.20	1.0	< 0.20	U	0.20	1.0
Radium 226 and 228 (combined)	pCi/L	QL (5)	5	0.263	U	--	--	0.160	U	--	--	0.376	U	--	--	**0.384**	J	--	--	**0.380**	J	--	--	**0.547**	J	--	--	0.408	U	--	--	0.0614	U	--	--
Field Parameters																																			
Conductivity	uS/cm	--	--	482.1		0.1	0.1	279.5		0.1	0.1	199.4		0.1	0.1	261.1		0.1	0.1	47.6		0.1	0.1	87.8		0.1	0.1	--		--	--	--		--	--
Depth to Water*	ft btoc	--	--	16.85		0.01	0.01	18.5		0.01	0.01	36.37		0.01	0.01	17.97		0.01	0.01	23.32		0.01	0.01	18.00		0.01	0.01	--		--	--	--		--	--
Dissolved Oxygen	mg/L	--	--	2.89		0.01	0.01	6.20		0.01	0.01	4.77		0.01	0.01	5.92		0.01	0.01	6.22		0.01	0.01	4.81		0.01	0.01	--		--	--	--		--	--
Groundwater Elevation*	ft msl	--	--	3552.85		0.01	0.01	3501.2		0.01	0.01	3345.72		0.01	0.01	3373.83		0.01	0.01	3383.50		0.01	0.01	3271.30		0.01	0.01	--		--	--	--		--	--
Oxidation Reduction Potential	millivolts	--	--	248.6		0.1	0.1	104.9		0.1	0.1	133.7		0.1	0.1	232.1		0.1	0.1	198.8		0.1	0.1	210.6		0.1	0.1	--		--	--	--		--	--
Temperature	C	--	--	9.4		0.01	0.01	8.4		0.01	0.01	9.8		0.01	0.01	9.2		0.01	0.01	10.1		0.01	0.01	9.5		0.01	0.01	--		--	--	--		--	--
Turbidity	NTU	--	--	5.8		0.1	0.1	1.6		0.1	0.1	9.97		0.1	0.1	12.41		0.1	0.1	8.20		0.1	0.1	9.95		0.1	0.1	--		--	--	--		--	--

Notes:
BKGD = Background
CCR = Coal Combustion Residuals
GWPS = Groundwater Protection Standards
QL = Quantitation Limit
MDL = Method Detection Limit
RL = Reporting Limit
mg/L = Milligram per liter
µg/L = Microgram per liter
pCi/L = picoCurie per liter
µS/cm = MicroSiemen per centimeter
SU = Standard Units
C = Degrees Celsius
NTU = Nephelometric Turbidity Unit
ft btoc = feet below top of casing
ft msl = feet above mean sea level
Bold font = Detected laboratory constituent
* - Groundwater Elevation data collected on April 26, 2021

Qualifiers (Qual):
J = Quantitation is approximate due to limitations identified during data validation.
U = The analyte was analyzed for, but was not detected above the level of the reported sample quantitation limit.
UJ = This analyte was not detected, but the reporting limit may or may not be higher due to a bias identified during data validation.

= Concentration greater than site-specific background

= Concentration greater than CCR GWPS and site background

Table 4
Summary of 2nd Semi-Annual 2021 Assessment Monitoring Program Event Data (November 2021)
Phase A Landfill, Mount Storm Power Station

		Upgradient Wells								Downgradient Wells														Lab Quality Control				Field Quality Control			
Sample ID:		**MW-22**				**MWFGDW2**				**MW-5**				**MW-8**				**MW-10**				**MWFGDW6**				**MW-22 DUP**				**Field Blank**			
Sample Date:		**11/3/2021**				**11/3/2021**				**11/3/2021**				**11/3/2021**				**11/3/2021**				**11/2/2021**				**11/3/2021**				**11/3/2021**			
Parameter Name	**Units**	**Result**	**Qual**	**MDL**	**RL**	**Result**	**Qual**	**MDL**	**RL**	**Result**	**Qual**	**MDL**	**RL**	**Result**	**Qual**	**MDL**	**RL**	**Result**	**Qual**	**MDL**	**RL**	**Result**	**Qual**	**MDL**	**RL**	**Result**	**Qual**	**MDL**	**RL**	**Result**	**Qual**	**MDL**	**RL**
CCR Appendix III Constituents																															
Boron	ug/L	**61**	J	57	100	< 57	U	57	100	**62**	J	57	100	**65**	J	57	100	**59**	J	57	100	**85**	J	57	100	**60**	J	57	100	< 57	U	57	100
Calcium	ug/L	**110000**		580	1000	**53000**		580	1000	**39000**		580	1000	**9200**		580	1000	**4000**		580	1000	**18000**		580	1000	**100000**		580	1000	< 580	U	580	1000
Chloride	mg/L	**0.59**	J	0.28	1.0	**0.64**	J	0.28	1.0	**1.1**		0.28	1.0	**38**		0.28	1.0	**0.52**	J	0.28	1.0	**3.3**		0.28	1.0	**0.63**	J	0.28	1.0	< 0.28	U	0.28	1.0
Fluoride	mg/L	**0.030**	J	0.024	0.050	**0.063**		0.024	0.050	**0.038**	J	0.024	0.050	**0.030**	J	0.024	0.050	**0.032**	J	0.024	0.050	**0.055**		0.024	0.050	**0.033**	J	0.024	0.050	< 0.024	U	0.024	0.050
pH	SU	6.57		0.01	0.01	6.48		0.01	0.01	6.09		0.01	0.01	5.14		0.01	0.01	4.42		0.01	0.01	5.80		0.01	0.01	--		--	--	--		--	--
Sulfate	ug/L	**25**		0.35	1.0	**36**		0.35	1.0	**11**		0.35	1.0	**15**		0.35	1.0	**7.9**		0.35	1.0	**7.5**		0.35	1.0	**25**		0.35	1.0	< 0.35	U	0.35	1.0
Total Dissolved Solids	mg/L	**340**		10	10	**200**		10	10	**120**		10	10	**120**		10	10	**36**		10	10	**95**	J	10	10	**--**		--	--	**--**		--	--
CCR Appendix IV Constituents																															
Arsenic	ug/L	< 0.75	U	0.75	5.0	< 0.75	U	0.75	5.0	< 0.75	U	0.75	5.0	< 0.75	U	0.75	5.0	< 0.75	U	0.75	5.0	< 0.75	U	0.75	5.0	< 0.75	U	0.75	5.0	< 0.75	U	0.75	5.0
Barium	ug/L	**330**		2.2	5.0	**250**		2.2	5.0	**140**		2.2	5.0	**25**		2.2	5.0	**140**		2.2	5.0	**89**		2.2	5.0	**320**		2.2	5.0	< 2.2	U	2.2	5.0
Beryllium	ug/L	< 0.62	U	0.62	1.0	< 0.62	U	0.62	1.0	< 0.62	U	0.62	1.0	< 0.62	U	0.62	1.0	< 0.62	U	0.62	1.0	< 0.62	U	0.62	1.0	< 0.62	U	0.62	1.0	< 0.62	U	0.62	1.0
Cadmium	ug/L	< 0.20	U	0.20	1.0	< 0.20	U	0.20	1.0	< 0.20	U	0.20	1.0	< 0.20	U	0.20	1.0	**0.32**	J	0.20	1.0	< 0.20	U	0.20	1.0	< 0.20	U	0.20	1.0	< 0.20	U	0.20	1.0
Chromium	ug/L	< 2.5	U	2.5	5.0	< 2.5	U	2.5	5.0	< 2.5	U	2.5	5.0	< 2.5	U	2.5	5.0	< 2.5	U	2.5	5.0	< 2.5	U	2.5	5.0	< 2.5	U	2.5	5.0	< 2.5	U	2.5	5.0
Cobalt	ug/L	**0.27**	J	0.19	1.0	< 0.19	U	0.19	1.0	< 0.19	U	0.19	1.0	< 0.19	U	0.19	1.0	**3.8**		0.19	1.0	**0.27**	J	0.19	1.0	< 0.19	U	0.19	1.0	< 0.19	U	0.19	1.0
Fluoride	ug/L	**0.030**	J	0.024	0.050	**0.063**		0.024	0.050	**0.038**	J	0.024	0.050	**0.030**	J	0.024	0.050	**0.032**	J	0.024	0.050	**0.055**		0.024	0.050	**0.033**	J	0.024	0.050	< 0.024	U	0.024	0.050
Lead	ug/L	< 0.45	U	0.45	1.0	< 0.45	U	0.45	1.0	< 0.45	U	0.45	1.0	< 0.45	U	0.45	1.0	< 0.45	U	0.45	1.0	< 0.45	U	0.45	1.0	< 0.45	U	0.45	1.0	< 0.45	U	0.45	1.0
Lithium	ug/L	**9.0**		1.7	8.0	**7.8**	J	1.7	8.0	**7.9**	J	1.7	8.0	**2.7**	J	1.7	8.0	< 1.7	U	1.7	8.0	**1.9**	J	1.7	8.0	**8.4**		1.7	8.0	< 1.7	U	1.7	8.0
Selenium	ug/L	< 0.89	U	0.89	5.0	< 0.89	U	0.89	5.0	< 0.89	U	0.89	5.0	< 0.89	U	0.89	5.0	< 0.89	U	0.89	5.0	< 0.89	U	0.89	5.0	< 0.89	U	0.89	5.0	< 0.89	U	0.89	5.0
Thallium	ug/L	**0.71**	J	0.20	1.0	< 0.20	U	0.20	1.0	< 0.20	U	0.20	1.0	< 0.20	U	0.20	1.0	< 0.20	U	0.20	1.0	< 0.20	U	0.20	1.0	< 0.20	U	0.20	1.0	< 0.20	U	0.20	1.0
Radium 226 and 228 (combined)	pCi/L	0.164	U	--	--	0.492	U	--	--	0.110	U	--	--	0.217	U	--	--	1.34	U	--	--	**1.22**		--	--	0.507	U	--	--	0.474	U	--	--
Field Parameters																															
Conductivity	uS/cm	589		0.1	0.1	341.0		0.1	0.1	311.9		0.1	0.1	272.7		0.1	0.1	109.7		0.1	0.1	250.5		0.1	0.1	--		--	--	--		--	--
Depth to Water*	ft btoc	19.65		0.01	0.01	19.05		0.01	0.01	37.20		0.01	0.01	16.62		0.01	0.01	23.12		0.01	0.01	19.11		0.01	0.01	--		--	--	--		--	--
Dissolved Oxygen	mg/L	2.33		0.01	0.01	3.83		0.01	0.01	3.98		0.01	0.01	7.65		0.01	0.01	2.56		0.01	0.01	4.60		0.01	0.01	--		--	--	--		--	--
Groundwater Elevation*	ft msl	3550.05		0.01	0.01	3500.65		0.01	0.01	3344.89		0.01	0.01	3375.18		0.01	0.01	3383.70		0.01	0.01	3270.19		0.01	0.01	--		--	--	--		--	--
Oxidation Reduction Potential	millivolts	238.7		0.1	0.1	238.7		0.1	0.1	181.2		0.1	0.1	231.8		0.1	0.1	194.1		0.1	0.1	168.5		0.1	0.1	--		--	--	--		--	--
Temperature	C	8.7		0.01	0.01	11.6		0.01	0.01	5.6		0.01	0.01	5.3		0.01	0.01	6.1		0.01	0.01	7.1		0.01	0.01	--		--	--	--		--	--
Turbidity	NTU	9.5		0.1	0.1	0.2		0.1	0.1	1.23		0.1	0.1	2.78		0.1	0.1	1.56		0.1	0.1	1.47		0.1	0.1	--		--	--	--		--	--

Notes:
QL = Quantitation Limit
MDL = Method Detection Limit
RL = Reporting Limit
mg/L = Milligram per liter
µg/L = Microgram per liter
pCi/L = picoCurie per liter
µS/cm = MicroSiemen per centimeter
SU = Standard Units
C = Degrees Celsius
NTU = Nephelometric Turbidity Unit
ft btoc = feet below top of casing
ft msl = feet above mean sea level
Bold font = Detected laboratory constituent
* - Groundwater Elevation data collected on November 1, 2021

Qualifiers (Qual):
J = Quantitation is approximate due to limitations identified during data validation.
U = The analyte was analyzed for, but was not detected above the level of the reported sample quantitation limit.
UJ = This analyte was not detected, but the reporting limit may or may not be higher due to a bias identified during data validation.

DRAWINGS

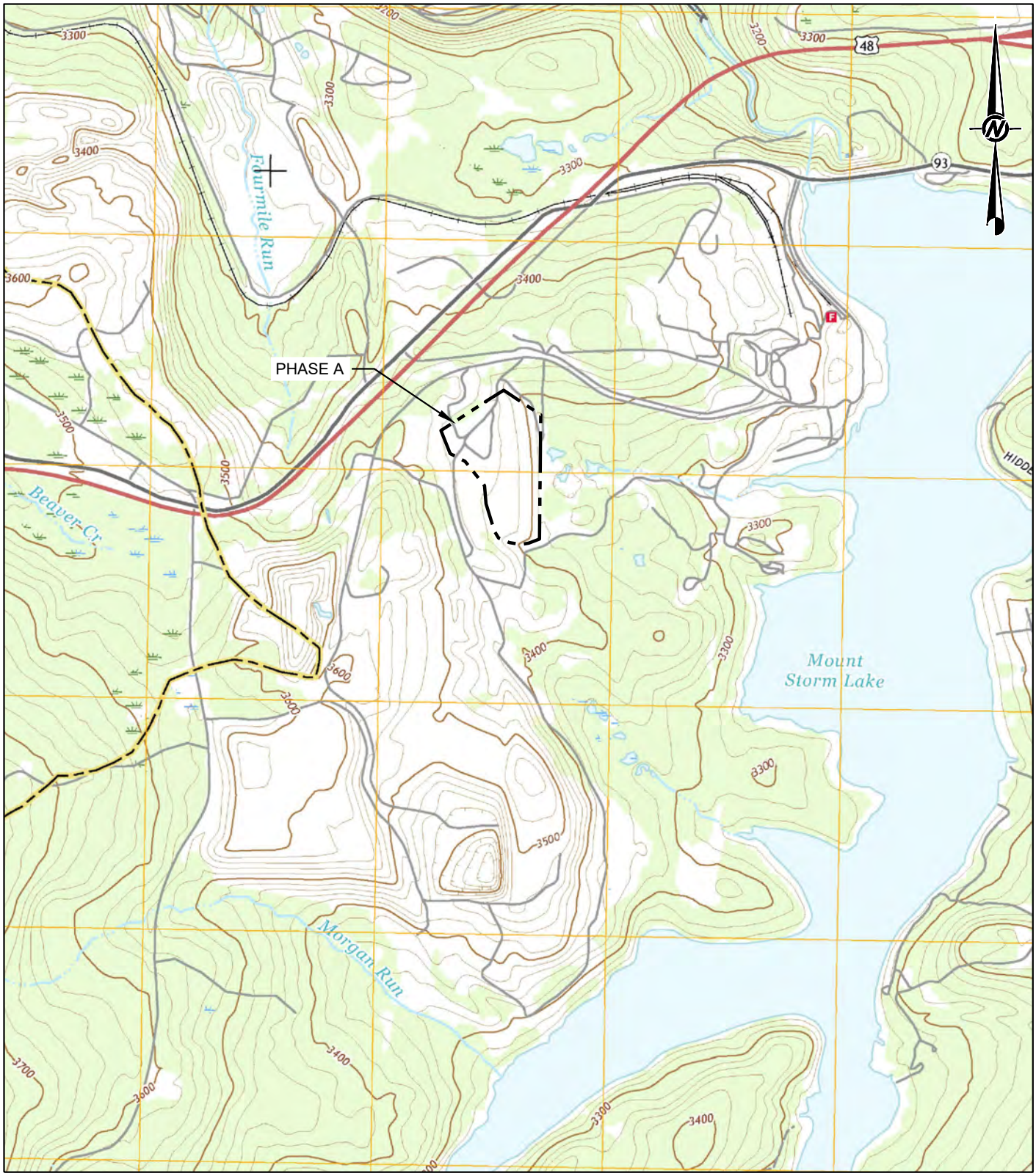

REFERENCE

BASE MAP CONSISTS OF USGS TOPOGRAPHIC QUADRANGLES
MOUNT STORM LAKE AND GREENLAND GAP, WEST VIRGINIA, DATED 2016.

2000 0 2000
SCALE FEET

CLIENT
DOMINION ENERGY

PROJECT
MOUNT STORM POWER STATION
PHASE A LANDFILL

CONSULTANT
GOLDER

YYYY-MM-DD	2018-12-14
DESIGNED	-
PREPARED	BPG
REVIEWED	MGW
APPROVED	MGW

TITLE
SITE LOCATION MAP

PROJECT NO. 20139936 | REV. 0 | DRAWING 1

Path: G:\Plan Production Data Files\Drawing Data Files\17-89754 - MT STORM\J - 2018 MOUNT STORM PHASE A CCR AMRA\active Drawings\1789754J01.dwg
IF THIS MEASUREMENT DOES NOT MATCH WHAT IS SHOWN, THE SHEET SIZE HAS BEEN MODIFIED FROM ANSI A
0 1in

LEGEND

- APPROXIMATE LANDFILL BOUNDARY
- APPROXIMATE STREAM CENTERLINE
- 3300 — POTENTIOMETRIC SURFACE CONTOUR
- APPROXIMATE GROUNDWATER FLOW LINE
- i gw = 3,564' — GROUNDWATER FLOW PATH LENGTH (FEET)
- MW-22 — EXISTING GROUNDWATER MONITORING WELL LOCATION AND IDENTIFICATION
- MWFGDW3 — EXISTING GROUNDWATER OBSERVATION WELL LOCATION AND IDENTIFICATION
- (3552.85) — STATIC GROUNDWATER ELEVATION FOR APRIL 26, 2021 (FEET ABOVE MEAN SEA LEVEL)

REFERENCE

1. AERIAL IMAGE TAKEN FROM GOOGLE EARTH PRO ON 05/14/2018. MAP DATA BY: GOOGLE, IMAGERY DATE: 11/19/2013
2. GROUNDWATER CONTOURS BASED ON LINEAR INTERPOLATION BETWEEN AND EXTRAPOLATION FROM KNOWN DATUM, TOPOGRAPHIC CONTOURS, AND KNOWN FIELD CONDITIONS. THEREFORE, GROUNDWATER CONTOURS MAY NOT REFLECT ACTUAL GROUNDWATER CONDITIONS.
3. GROUNDWATER CONTOUR LINES SHOW THE WATER TABLE SHAPE AND ELEVATION. THESE CONTOURS ARE INFERRED LINES FOLLOWING THE GROUNDWATER SURFACE AT A CONSTANT ELEVATION ABOVE SEA LEVEL. THE GROUNDWATER FLOW DIRECTION IS GENERALLY PERPENDICULAR TO THE GROUNDWATER SURFACE CONTOURS, SIMILAR TO THE RELATIONSHIP BETWEEN SURFACE WATER FLOW AND TOPOGRAPHIC CONTOURS.

1000 0 1000
SCALE FEET

CLIENT
DOMINION ENERGY

CONSULTANT
GOLDER
MEMBER OF WSP

YYYY-MM-DD	2021-12-08
DESIGNED	MGW
PREPARED	SIB
REVIEWED	MGW
APPROVED	MGW

PROJECT
MOUNT STORM POWER STATION
PHASE A LANDFILL

TITLE
POTENTIOMETRIC SURFACE MAP
APRIL 26, 2021

PROJECT NO.
20-13993621

REV.
0

DRAWING
2

IF THIS MEASUREMENT DOES NOT MATCH WHAT IS SHOWN, THE SHEET SIZE HAS BEEN MODIFIED FROM: ANSI B

0 1 in

Path: G:\Plan Production Data Files\Drawing Data Files\20-13993621\D - GW-Map\Active Drawings\20139936210202(A).dwg

LEGEND

	APPROXIMATE LANDFILL BOUNDARY
	APPROXIMATE STREAM CENTERLINE
3300	POTENTIOMETRIC SURFACE CONTOUR
	APPROXIMATE GROUNDWATER FLOW LINE
i gw = 4,219'	GROUNDWATER FLOW PATH LENGTH (FEET)
MW-22	EXISTING GROUNDWATER MONITORING WELL LOCATION AND IDENTIFICATION
MWFGDW3	EXISTING GROUNDWATER OBSERVATION WELL LOCATION AND IDENTIFICATION
(3550.05)	STATIC GROUNDWATER ELEVATION FOR NOVEMBER 01, 2021 (FEET ABOVE MEAN SEA LEVEL)

REFERENCE

1. AERIAL IMAGE TAKEN FROM GOOGLE EARTH PRO ON 05/14/2018. MAP DATA BY: GOOGLE, IMAGERY DATE: 11/19/2013
2. GROUNDWATER CONTOURS BASED ON LINEAR INTERPOLATION BETWEEN AND EXTRAPOLATION FROM KNOWN DATUM, TOPOGRAPHIC CONTOURS, AND KNOWN FIELD CONDITIONS. THEREFORE, GROUNDWATER CONTOURS MAY NOT REFLECT ACTUAL GROUNDWATER CONDITIONS.
3. GROUNDWATER CONTOUR LINES SHOW THE WATER TABLE SHAPE AND ELEVATION. THESE CONTOURS ARE INFERRED LINES FOLLOWING THE GROUNDWATER SURFACE AT A CONSTANT ELEVATION ABOVE SEA LEVEL. THE GROUNDWATER FLOW DIRECTION IS GENERALLY PERPENDICULAR TO THE GROUNDWATER SURFACE CONTOURS, SIMILAR TO THE RELATIONSHIP BETWEEN SURFACE WATER FLOW AND TOPOGRAPHIC CONTOURS.



1000 0 1000
SCALE FEET

CLIENT
DOMINION ENERGY

CONSULTANT
GOLDER
MEMBER OF WSP

YYYY-MM-DD	2021-12-08
DESIGNED	MGW
PREPARED	SIB
REVIEWED	MGW
APPROVED	MGW

PROJECT
MOUNT STORM POWER STATION
PHASE A LANDFILL

TITLE
POTENTIOMETRIC SURFACE MAP
NOVEMBER 01, 2021

PROJECT NO.
20-13993621

REV.
0

DRAWING
3

IF THIS MEASUREMENT DOES NOT MATCH WHAT IS SHOWN, THE SHEET SIZE HAS BEEN MODIFIED FROM: ANSI B

1 in
0

Path: G:\Plan Production Data Files\Drawing Data Files\20-13993621\D - GW-Map\Active Drawings\20139936210303(A).dwg

APPENDIX A

SECOND SEMI-ANNUAL 2020 ASSESSMENT MONITORING PROGRAM EVENT LABORATORY CERTIFICATES OF ANALYSIS AND CHAIN-OF-CUSTODY FORMS

eurofins | Environment Testing America

ANALYTICAL REPORT

Eurofins TestAmerica, Canton
4101 Shuffel Street NW
North Canton, OH 44720
Tel: (330)497-9396

Laboratory Job ID: 240-138359-3
Laboratory Sample Delivery Group: Phase A CCR
Client Project/Site: Mount Storm Power Station
Revision: 2

For:
Golder Associates Inc.
2108 W Laburnum Ave,
Suite 200
Richmond, Virginia 23227

Attn: Rachel Powell

Roxanne Cisneros

Authorized for release by:
3/22/2021 3:23:42 PM

Roxanne Cisneros, Senior Project Manager
(615)301-5761
roxanne.cisneros@Eurofinset.com

LINKS

Review your project results through TotalAccess

Have a Question? Ask The Expert

Visit us at: www.eurofinsus.com/Env

This report has been electronically signed and authorized by the signatory. Electronic signature is intended to be the legally binding equivalent of a traditionally handwritten signature.

Results relate only to the items tested and the sample(s) as received by the laboratory.

Table of Contents

Cover Page 1
Table of Contents 2
Definitions/Glossary 3
Case Narrative 4
Method Summary 5
Sample Summary 6
Detection Summary 7
Client Sample Results 10
Tracer Carrier Summary 18
QC Sample Results 19
QC Association Summary 25
Lab Chronicle 28
Certification Summary 32
Chain of Custody 33
Receipt Checklists 40

Definitions/Glossary

Client: Golder Associates Inc.
Project/Site: Mount Storm Power Station

Job ID: 240-138359-3
SDG: Phase A CCR

Qualifiers

Metals

Qualifier	Qualifier Description
J	Result is less than the RL but greater than or equal to the MDL and the concentration is an approximate value.

General Chemistry

Qualifier	Qualifier Description
H	Sample was prepped or analyzed beyond the specified holding time
J	Result is less than the RL but greater than or equal to the MDL and the concentration is an approximate value.

Rad

Qualifier	Qualifier Description
U	Result is less than the sample detection limit.

Glossary

Abbreviation	These commonly used abbreviations may or may not be present in this report.
¤	Listed under the "D" column to designate that the result is reported on a dry weight basis
%R	Percent Recovery
CFL	Contains Free Liquid
CFU	Colony Forming Unit
CNF	Contains No Free Liquid
DER	Duplicate Error Ratio (normalized absolute difference)
Dil Fac	Dilution Factor
DL	Detection Limit (DoD/DOE)
DL, RA, RE, IN	Indicates a Dilution, Re-analysis, Re-extraction, or additional Initial metals/anion analysis of the sample
DLC	Decision Level Concentration (Radiochemistry)
EDL	Estimated Detection Limit (Dioxin)
LOD	Limit of Detection (DoD/DOE)
LOQ	Limit of Quantitation (DoD/DOE)
MCL	EPA recommended "Maximum Contaminant Level"
MDA	Minimum Detectable Activity (Radiochemistry)
MDC	Minimum Detectable Concentration (Radiochemistry)
MDL	Method Detection Limit
ML	Minimum Level (Dioxin)
MPN	Most Probable Number
MQL	Method Quantitation Limit
NC	Not Calculated
ND	Not Detected at the reporting limit (or MDL or EDL if shown)
NEG	Negative / Absent
POS	Positive / Present
PQL	Practical Quantitation Limit
PRES	Presumptive
QC	Quality Control
RER	Relative Error Ratio (Radiochemistry)
RL	Reporting Limit or Requested Limit (Radiochemistry)
RPD	Relative Percent Difference, a measure of the relative difference between two points
TEF	Toxicity Equivalent Factor (Dioxin)
TEQ	Toxicity Equivalent Quotient (Dioxin)
TNTC	Too Numerous To Count

Case Narrative

Client: Golder Associates Inc.
Project/Site: Mount Storm Power Station

Job ID: 240-138359-3
SDG: Phase A CCR

Job ID: 240-138359-3

Laboratory: Eurofins TestAmerica, Canton

Narrative

Job Narrative
240-138359-3

Comments

Revised Report 3/22/2021: sample MW-FGDW6 (240-138359-14) was rerun for Sulfate using a nitric preserved container. Initial results for Sulfate indicated the sample may have been run from a sulfuric preserved container. No unpreserved volume remained, therefore the sulfate was rerun from the nitric preserved container. Reanalysis confirm that initial run was most likely from sulfuric preserved container. Results of the reanalysis on the nitric container are included in this revised report.

Receipt

The samples were received on 10/15/2020 9:45 AM; the samples arrived in good condition, and where required, properly preserved and on ice. The temperatures of the 11 coolers at receipt time were 1.6º C, 1.6º C, 1.7º C, 2.1º C, 2.2º C, 2.3º C, 2.4º C, 3.0º C, 3.2º C, 3.3º C and 3.9º C.

RAD

Method 9320: Prep batch: 160-487342: Any minimum detectable concentration (MDC), critical value (DLC), or Safe Drinking Water Act detection limit (SDWA DL) is sample-specific unless otherwise stated elsewhere in this narrative. Radiochemistry sample results are reported with the count date/time applied as the Activity Reference Date. MW-22 (240-138359-1), MW-FGDW2 (240-138359-2), MW-FGDW2 (240-138359-2[MS]), MW-FGDW2 (240-138359-2[MSD]), MW-5 (240-138359-3), MW-8 (240-138359-6), MW-10 (240-138359-7), MW-FGDW6 (240-138359-14), FIELDBLANK (240-138359-15) and DUPLICATE (240-138359-16)

Method 9315: Prep Batch: 160-487338: Any minimum detectable concentration (MDC), critical value (DLC), or Safe Drinking Water Act detection limit (SDWA DL) is sample-specific unless otherwise stated elsewhere in this narrative. Radiochemistry sample results are reported with the count date/time applied as the Activity Reference Date. MW-22 (240-138359-1), MW-FGDW2 (240-138359-2), MW-FGDW2 (240-138359-2[MS]), MW-FGDW2 (240-138359-2[MSD]), MW-5 (240-138359-3), MW-8 (240-138359-6), MW-10 (240-138359-7), MW-FGDW6 (240-138359-14), FIELDBLANK (240-138359-15) and DUPLICATE (240-138359-16)

No additional analytical or quality issues were noted, other than those described above or in the Definitions/Glossary page.

Metals

No analytical or quality issues were noted, other than those described in the Definitions/Glossary page.

General Chemistry

Methods 9056A: The following sample was diluted due to the nature of the sample matrix: MW-FGDW6 (240-138359-14). Elevated reporting limits (RLs) are provided.

No additional analytical or quality issues were noted, other than those described above or in the Definitions/Glossary page.

Method Summary

Client: Golder Associates Inc.
Project/Site: Mount Storm Power Station

Job ID: 240-138359-3
SDG: Phase A CCR

Method	Method Description	Protocol	Laboratory
6010D	Metals (ICP)	SW846	TAL CAN
6020B	Metals (ICP/MS)	SW846	TAL CAN
7470A	Mercury (CVAA)	SW846	TAL CAN
9056A	Anions, Ion Chromatography	SW846	TAL CAN
SM 2540C	Solids, Total Dissolved (TDS)	SM	TAL PIT
9315	Radium-226 (GFPC)	SW846	TAL SL
9320	Radium-228 (GFPC)	SW846	TAL SL
Ra226_Ra228	Combined Radium-226 and Radium-228	TAL-STL	TAL SL
3005A	Preparation, Total Recoverable or Dissolved Metals	SW846	TAL CAN
7470A	Preparation, Mercury	SW846	TAL CAN
PrecSep_0	Preparation, Precipitate Separation	None	TAL SL
PrecSep-21	Preparation, Precipitate Separation (21-Day In-Growth)	None	TAL SL

Protocol References:

None = None

SM = "Standard Methods For The Examination Of Water And Wastewater"

SW846 = "Test Methods For Evaluating Solid Waste, Physical/Chemical Methods", Third Edition, November 1986 And Its Updates.

TAL-STL = TestAmerica Laboratories, St. Louis, Facility Standard Operating Procedure.

Laboratory References:

TAL CAN = Eurofins TestAmerica, Canton, 4101 Shuffel Street NW, North Canton, OH 44720, TEL (330)497-9396

TAL PIT = Eurofins TestAmerica, Pittsburgh, 301 Alpha Drive, RIDC Park, Pittsburgh, PA 15238, TEL (412)963-7058

TAL SL = Eurofins TestAmerica, St. Louis, 13715 Rider Trail North, Earth City, MO 63045, TEL (314)298-8566

Sample Summary

Client: Golder Associates Inc.
Project/Site: Mount Storm Power Station

Job ID: 240-138359-3
SDG: Phase A CCR

Lab Sample ID	Client Sample ID	Matrix	Collected	Received	Asset ID
240-138359-1	MW-22	Water	10/13/20 09:01	10/15/20 09:45	
240-138359-2	MW-FGDW2	Water	10/13/20 08:54	10/15/20 09:45	
240-138359-3	MW-5	Water	10/13/20 16:15	10/15/20 09:45	
240-138359-6	MW-8	Water	10/13/20 15:52	10/15/20 09:45	
240-138359-7	MW-10	Water	10/13/20 14:47	10/15/20 09:45	
240-138359-14	MW-FGDW6	Water	10/13/20 14:32	10/15/20 09:45	
240-138359-15	FIELDBLANK	Water	10/13/20 10:05	10/15/20 09:45	
240-138359-16	DUPLICATE	Water	10/13/20 09:30	10/15/20 09:45	

Detection Summary

Client: Golder Associates Inc.
Project/Site: Mount Storm Power Station

Job ID: 240-138359-3
SDG: Phase A CCR

Client Sample ID: MW-22 — Lab Sample ID: 240-138359-1

Analyte	Result	Qualifier	RL	MDL	Unit	Dil Fac	D	Method	Prep Type
Barium	290		5.0	2.2	ug/L	1		6020B	Total Recoverable
Calcium	100000		1000	580	ug/L	1		6020B	Total Recoverable
Cobalt	0.85	J	1.0	0.19	ug/L	1		6020B	Total Recoverable
Lead	0.52	J	1.0	0.45	ug/L	1		6020B	Total Recoverable
Lithium	7.3	J	8.0	1.7	ug/L	1		6020B	Total Recoverable
Chloride	740	J	1000	280	ug/L	1		9056A	Total/NA
Fluoride	50		50	24	ug/L	1		9056A	Total/NA
Sulfate	26000		1000	350	ug/L	1		9056A	Total/NA
Total Dissolved Solids	330		10	10	mg/L	1		SM 2540C	Total/NA

Client Sample ID: MW-FGDW2 — Lab Sample ID: 240-138359-2

Analyte	Result	Qualifier	RL	MDL	Unit	Dil Fac	D	Method	Prep Type
Barium	320		5.0	2.2	ug/L	1		6020B	Total Recoverable
Calcium	70000		1000	580	ug/L	1		6020B	Total Recoverable
Lithium	9.9		8.0	1.7	ug/L	1		6020B	Total Recoverable
Chloride	960	J	1000	280	ug/L	1		9056A	Total/NA
Fluoride	94		50	24	ug/L	1		9056A	Total/NA
Sulfate	39000		1000	350	ug/L	1		9056A	Total/NA
Total Dissolved Solids	240		10	10	mg/L	1		SM 2540C	Total/NA

Client Sample ID: MW-5 — Lab Sample ID: 240-138359-3

Analyte	Result	Qualifier	RL	MDL	Unit	Dil Fac	D	Method	Prep Type
Boron	48	J	100	23	ug/L	1		6010D	Total Recoverable
Barium	150		5.0	2.2	ug/L	1		6020B	Total Recoverable
Calcium	40000		1000	580	ug/L	1		6020B	Total Recoverable
Cobalt	1.2		1.0	0.19	ug/L	1		6020B	Total Recoverable
Lithium	8.4		8.0	1.7	ug/L	1		6020B	Total Recoverable
Chloride	1400		1000	280	ug/L	1		9056A	Total/NA
Fluoride	51		50	24	ug/L	1		9056A	Total/NA
Sulfate	12000		1000	350	ug/L	1		9056A	Total/NA
Total Dissolved Solids	130		10	10	mg/L	1		SM 2540C	Total/NA

Client Sample ID: MW-8 — Lab Sample ID: 240-138359-6

Analyte	Result	Qualifier	RL	MDL	Unit	Dil Fac	D	Method	Prep Type
Barium	110		5.0	2.2	ug/L	1		6020B	Total Recoverable
Calcium	32000		1000	580	ug/L	1		6020B	Total Recoverable
Chromium	2.2		2.0	0.98	ug/L	1		6020B	Total Recoverable

This Detection Summary does not include radiochemical test results.

Detection Summary

Client: Golder Associates Inc.
Project/Site: Mount Storm Power Station

Job ID: 240-138359-3
SDG: Phase A CCR

Client Sample ID: MW-8 (Continued) — Lab Sample ID: 240-138359-6

Analyte	Result	Qualifier	RL	MDL	Unit	Dil Fac	D	Method	Prep Type
Cobalt	2.5		1.0	0.19	ug/L	1		6020B	Total Recoverable
Lead	0.89	J	1.0	0.45	ug/L	1		6020B	Total Recoverable
Lithium	1.8	J	8.0	1.7	ug/L	1		6020B	Total Recoverable
Selenium	0.97	J	5.0	0.89	ug/L	1		6020B	Total Recoverable
Chloride	44000		1000	280	ug/L	1		9056A	Total/NA
Fluoride	62		50	24	ug/L	1		9056A	Total/NA
Sulfate	22000		1000	350	ug/L	1		9056A	Total/NA
Total Dissolved Solids	160		10	10	mg/L	1		SM 2540C	Total/NA

Client Sample ID: MW-10 — Lab Sample ID: 240-138359-7

Analyte	Result	Qualifier	RL	MDL	Unit	Dil Fac	D	Method	Prep Type
Barium	140		5.0	2.2	ug/L	1		6020B	Total Recoverable
Beryllium	0.49	J	1.0	0.31	ug/L	1		6020B	Total Recoverable
Cadmium	0.28	J	1.0	0.20	ug/L	1		6020B	Total Recoverable
Calcium	3900		1000	580	ug/L	1		6020B	Total Recoverable
Chromium	1.1	J	2.0	0.98	ug/L	1		6020B	Total Recoverable
Cobalt	2.1		1.0	0.19	ug/L	1		6020B	Total Recoverable
Lead	0.47	J	1.0	0.45	ug/L	1		6020B	Total Recoverable
Chloride	830	J	1000	280	ug/L	1		9056A	Total/NA
Fluoride	44	J	50	24	ug/L	1		9056A	Total/NA
Sulfate	8200		1000	350	ug/L	1		9056A	Total/NA
Total Dissolved Solids	240		10	10	mg/L	1		SM 2540C	Total/NA

Client Sample ID: MW-FGDW6 — Lab Sample ID: 240-138359-14

Analyte	Result	Qualifier	RL	MDL	Unit	Dil Fac	D	Method	Prep Type
Barium	93		5.0	2.2	ug/L	1		6020B	Total Recoverable
Cadmium	0.22	J	1.0	0.20	ug/L	1		6020B	Total Recoverable
Calcium	20000		1000	580	ug/L	1		6020B	Total Recoverable
Cobalt	3.4		1.0	0.19	ug/L	1		6020B	Total Recoverable
Lead	0.83	J	1.0	0.45	ug/L	1		6020B	Total Recoverable
Chloride	2800	J	10000	2800	ug/L	10		9056A	Total/NA
Total Dissolved Solids	97		10	10	mg/L	1		SM 2540C	Total/NA

Client Sample ID: FIELDBLANK — Lab Sample ID: 240-138359-15

Analyte	Result	Qualifier	RL	MDL	Unit	Dil Fac	D	Method	Prep Type
Boron	32	J	100	23	ug/L	1		6010D	Total Recoverable

This Detection Summary does not include radiochemical test results.

Detection Summary

Client: Golder Associates Inc.
Project/Site: Mount Storm Power Station

Job ID: 240-138359-3
SDG: Phase A CCR

Client Sample ID: DUPLICATE

Lab Sample ID: 240-138359-16

Analyte	Result	Qualifier	RL	MDL	Unit	Dil Fac	D	Method	Prep Type
Barium	290		5.0	2.2	ug/L	1		6020B	Total Recoverable
Calcium	100000		1000	580	ug/L	1		6020B	Total Recoverable
Cobalt	0.42	J	1.0	0.19	ug/L	1		6020B	Total Recoverable
Lithium	7.3	J	8.0	1.7	ug/L	1		6020B	Total Recoverable
Chloride	770	J	1000	280	ug/L	1		9056A	Total/NA
Fluoride	45	J	50	24	ug/L	1		9056A	Total/NA
Sulfate	26000		1000	350	ug/L	1		9056A	Total/NA
Total Dissolved Solids	320		10	10	mg/L	1		SM 2540C	Total/NA

This Detection Summary does not include radiochemical test results.

Client Sample ID: MW-22

Date Collected: 10/13/20 09:01
Date Received: 10/15/20 09:45

Lab Sample ID: 240-138359-1

Matrix: Water

Method: 6010D - Metals (ICP) - Total Recoverable

Analyte	Result	Qualifier	RL	MDL	Unit	D	Prepared	Analyzed	Dil Fac
Boron	<23		100	23	ug/L		10/19/20 14:00	10/20/20 18:48	1

Method: 6020B - Metals (ICP/MS) - Total Recoverable

Analyte	Result	Qualifier	RL	MDL	Unit	D	Prepared	Analyzed	Dil Fac
Arsenic	<0.75		5.0	0.75	ug/L		10/19/20 14:00	10/21/20 12:09	1
Barium	**290**		5.0	2.2	ug/L		10/19/20 14:00	10/21/20 12:09	1
Beryllium	<0.31		1.0	0.31	ug/L		10/19/20 14:00	10/21/20 12:09	1
Cadmium	<0.20		1.0	0.20	ug/L		10/19/20 14:00	10/21/20 12:09	1
Calcium	**100000**		1000	580	ug/L		10/19/20 14:00	10/21/20 12:09	1
Chromium	<0.98		2.0	0.98	ug/L		10/19/20 14:00	10/21/20 12:09	1
Cobalt	**0.85**	**J**	1.0	0.19	ug/L		10/19/20 14:00	10/21/20 12:09	1
Lead	**0.52**	**J**	1.0	0.45	ug/L		10/19/20 14:00	10/21/20 12:09	1
Lithium	**7.3**	**J**	8.0	1.7	ug/L		10/19/20 14:00	10/21/20 12:09	1
Selenium	<0.89		5.0	0.89	ug/L		10/19/20 14:00	10/21/20 12:09	1
Thallium	<0.20		1.0	0.20	ug/L		10/19/20 14:00	10/21/20 12:09	1

Method: 7470A - Mercury (CVAA)

Analyte	Result	Qualifier	RL	MDL	Unit	D	Prepared	Analyzed	Dil Fac
Mercury	<0.13		0.20	0.13	ug/L		10/19/20 14:00	10/22/20 15:58	1

General Chemistry

Analyte	Result	Qualifier	RL	MDL	Unit	D	Prepared	Analyzed	Dil Fac
Chloride	**740**	**J**	1000	280	ug/L			11/04/20 01:25	1
Fluoride	**50**		50	24	ug/L			11/04/20 01:25	1
Sulfate	**26000**		1000	350	ug/L			11/04/20 01:25	1
Total Dissolved Solids	**330**		10	10	mg/L			10/19/20 11:41	1

Method: 9315 - Radium-226 (GFPC)

Analyte	Result	Qualifier	Count Uncert. (2σ+/-)	Total Uncert. (2σ+/-)	RL	MDC	Unit	Prepared	Analyzed	Dil Fac
Radium-226	0.131	U	0.202	0.202	1.00	0.346	pCi/L	10/30/20 12:33	12/19/20 11:48	1

Carrier	*%Yield*	*Qualifier*	*Limits*	*Prepared*	*Analyzed*	*Dil Fac*
Ba Carrier	*69.8*		*40 - 110*	*10/30/20 12:33*	*12/19/20 11:48*	*1*

Method: 9320 - Radium-228 (GFPC)

Analyte	Result	Qualifier	Count Uncert. (2σ+/-)	Total Uncert. (2σ+/-)	RL	MDC	Unit	Prepared	Analyzed	Dil Fac
Radium-228	0.176	U	0.290	0.290	1.00	0.492	pCi/L	10/30/20 13:09	12/18/20 12:39	1

Carrier	*%Yield*	*Qualifier*	*Limits*	*Prepared*	*Analyzed*	*Dil Fac*
Ba Carrier	*69.8*		*40 - 110*	*10/30/20 13:09*	*12/18/20 12:39*	*1*
Y Carrier	*75.5*		*40 - 110*	*10/30/20 13:09*	*12/18/20 12:39*	*1*

Method: Ra226_Ra228 - Combined Radium-226 and Radium-228

Analyte	Result	Qualifier	Count Uncert. (2σ+/-)	Total Uncert. (2σ+/-)	RL	MDC	Unit	Prepared	Analyzed	Dil Fac
Combined Radium 226 + 228	0.307	U	0.353	0.353	5.00	0.492	pCi/L		12/23/20 21:48	1

Client Sample ID: MW-FGDW2

Date Collected: 10/13/20 08:54
Date Received: 10/15/20 09:45

Lab Sample ID: 240-138359-2

Matrix: Water

Method: 6010D - Metals (ICP) - Total Recoverable

Analyte	Result	Qualifier	RL	MDL	Unit	D	Prepared	Analyzed	Dil Fac
Boron	<23		100	23	ug/L		10/19/20 14:00	10/20/20 17:58	1

Method: 6020B - Metals (ICP/MS) - Total Recoverable

Analyte	Result	Qualifier	RL	MDL	Unit	D	Prepared	Analyzed	Dil Fac
Arsenic	<0.75		5.0	0.75	ug/L		10/19/20 14:00	10/21/20 11:57	1
Barium	**320**		5.0	2.2	ug/L		10/19/20 14:00	10/21/20 11:57	1
Beryllium	<0.31		1.0	0.31	ug/L		10/19/20 14:00	10/21/20 11:57	1
Cadmium	<0.20		1.0	0.20	ug/L		10/19/20 14:00	10/21/20 11:57	1
Calcium	**70000**		1000	580	ug/L		10/19/20 14:00	10/21/20 11:57	1
Chromium	<0.98		2.0	0.98	ug/L		10/19/20 14:00	10/21/20 11:57	1
Cobalt	<0.19		1.0	0.19	ug/L		10/19/20 14:00	10/21/20 11:57	1
Lead	<0.45		1.0	0.45	ug/L		10/19/20 14:00	10/21/20 11:57	1
Lithium	**9.9**		8.0	1.7	ug/L		10/19/20 14:00	10/21/20 11:57	1
Selenium	<0.89		5.0	0.89	ug/L		10/19/20 14:00	10/21/20 11:57	1
Thallium	<0.20		1.0	0.20	ug/L		10/19/20 14:00	10/21/20 11:57	1

Method: 7470A - Mercury (CVAA)

Analyte	Result	Qualifier	RL	MDL	Unit	D	Prepared	Analyzed	Dil Fac
Mercury	<0.13		0.20	0.13	ug/L		10/19/20 14:00	10/22/20 15:47	1

General Chemistry

Analyte	Result	Qualifier	RL	MDL	Unit	D	Prepared	Analyzed	Dil Fac
Chloride	**960**	**J**	1000	280	ug/L			11/04/20 01:47	1
Fluoride	**94**		50	24	ug/L			11/04/20 01:47	1
Sulfate	**39000**		1000	350	ug/L			11/04/20 01:47	1
Total Dissolved Solids	**240**		10	10	mg/L			10/19/20 11:41	1

Method: 9315 - Radium-226 (GFPC)

Analyte	Result	Qualifier	Count Uncert. (2σ+/-)	Total Uncert. (2σ+/-)	RL	MDC	Unit	Prepared	Analyzed	Dil Fac
Radium-226	0.0473	U	0.148	0.148	1.00	0.281	pCi/L	10/30/20 12:33	12/19/20 11:48	1

Carrier	*%Yield*	*Qualifier*	*Limits*	*Prepared*	*Analyzed*	*Dil Fac*
Ba Carrier	*74.2*		*40 - 110*	*10/30/20 12:33*	*12/19/20 11:48*	*1*

Method: 9320 - Radium-228 (GFPC)

Analyte	Result	Qualifier	Count Uncert. (2σ+/-)	Total Uncert. (2σ+/-)	RL	MDC	Unit	Prepared	Analyzed	Dil Fac
Radium-228	0.0399	U	0.270	0.270	1.00	0.482	pCi/L	10/30/20 13:09	12/18/20 12:39	1

Carrier	*%Yield*	*Qualifier*	*Limits*	*Prepared*	*Analyzed*	*Dil Fac*
Ba Carrier	*74.2*		*40 - 110*	*10/30/20 13:09*	*12/18/20 12:39*	*1*
Y Carrier	*76.6*		*40 - 110*	*10/30/20 13:09*	*12/18/20 12:39*	*1*

Method: Ra226_Ra228 - Combined Radium-226 and Radium-228

Analyte	Result	Qualifier	Count Uncert. (2σ+/-)	Total Uncert. (2σ+/-)	RL	MDC	Unit	Prepared	Analyzed	Dil Fac
Combined Radium 226 + 228	0.0872	U	0.308	0.308	5.00	0.482	pCi/L		12/23/20 21:48	1

Client: Golder Associates Inc.
Project/Site: Mount Storm Power Station

Job ID: 240-138359-3
SDG: Phase A CCR

Client Sample ID: MW-5

Date Collected: 10/13/20 16:15
Date Received: 10/15/20 09:45

Lab Sample ID: 240-138359-3

Matrix: Water

Method: 6010D - Metals (ICP) - Total Recoverable

Analyte	Result	Qualifier	RL	MDL	Unit	D	Prepared	Analyzed	Dil Fac
Boron	**48**	**J**	100	23	ug/L		10/19/20 14:00	10/20/20 18:52	1

Method: 6020B - Metals (ICP/MS) - Total Recoverable

Analyte	Result	Qualifier	RL	MDL	Unit	D	Prepared	Analyzed	Dil Fac
Arsenic	<0.75		5.0	0.75	ug/L		10/19/20 14:00	10/21/20 12:12	1
Barium	**150**		5.0	2.2	ug/L		10/19/20 14:00	10/21/20 12:12	1
Beryllium	<0.31		1.0	0.31	ug/L		10/19/20 14:00	10/21/20 12:12	1
Cadmium	<0.20		1.0	0.20	ug/L		10/19/20 14:00	10/21/20 12:12	1
Calcium	**40000**		1000	580	ug/L		10/19/20 14:00	10/21/20 12:12	1
Chromium	<0.98		2.0	0.98	ug/L		10/19/20 14:00	10/21/20 12:12	1
Cobalt	**1.2**		1.0	0.19	ug/L		10/19/20 14:00	10/21/20 12:12	1
Lead	<0.45		1.0	0.45	ug/L		10/19/20 14:00	10/21/20 12:12	1
Lithium	**8.4**		8.0	1.7	ug/L		10/19/20 14:00	10/21/20 12:12	1
Selenium	<0.89		5.0	0.89	ug/L		10/19/20 14:00	10/21/20 12:12	1
Thallium	<0.20		1.0	0.20	ug/L		10/19/20 14:00	10/21/20 12:12	1

Method: 7470A - Mercury (CVAA)

Analyte	Result	Qualifier	RL	MDL	Unit	D	Prepared	Analyzed	Dil Fac
Mercury	<0.13		0.20	0.13	ug/L		10/19/20 14:00	10/22/20 16:00	1

General Chemistry

Analyte	Result	Qualifier	RL	MDL	Unit	D	Prepared	Analyzed	Dil Fac
Chloride	**1400**		1000	280	ug/L			11/04/20 02:52	1
Fluoride	**51**		50	24	ug/L			11/04/20 02:52	1
Sulfate	**12000**		1000	350	ug/L			11/04/20 02:52	1
Total Dissolved Solids	**130**		10	10	mg/L			10/19/20 11:41	1

Method: 9315 - Radium-226 (GFPC)

Analyte	Result	Qualifier	Count Uncert. (2σ+/-)	Total Uncert. (2σ+/-)	RL	MDC	Unit	Prepared	Analyzed	Dil Fac
Radium-226	0.0318	U	0.135	0.135	1.00	0.263	pCi/L	10/30/20 12:33	12/19/20 11:50	1

Carrier	*%Yield*	*Qualifier*	*Limits*	*Prepared*	*Analyzed*	*Dil Fac*
Ba Carrier	*78.6*		*40 - 110*	*10/30/20 12:33*	*12/19/20 11:50*	*1*

Method: 9320 - Radium-228 (GFPC)

Analyte	Result	Qualifier	Count Uncert. (2σ+/-)	Total Uncert. (2σ+/-)	RL	MDC	Unit	Prepared	Analyzed	Dil Fac
Radium-228	0.366	U	0.300	0.301	1.00	0.474	pCi/L	10/30/20 13:09	12/18/20 12:40	1

Carrier	*%Yield*	*Qualifier*	*Limits*	*Prepared*	*Analyzed*	*Dil Fac*
Ba Carrier	*78.6*		*40 - 110*	*10/30/20 13:09*	*12/18/20 12:40*	*1*
Y Carrier	*77.8*		*40 - 110*	*10/30/20 13:09*	*12/18/20 12:40*	*1*

Method: Ra226_Ra228 - Combined Radium-226 and Radium-228

Analyte	Result	Qualifier	Count Uncert. (2σ+/-)	Total Uncert. (2σ+/-)	RL	MDC	Unit	Prepared	Analyzed	Dil Fac
Combined Radium 226 + 228	0.397	U	0.329	0.330	5.00	0.474	pCi/L		12/23/20 21:48	1

Client: Golder Associates Inc.
Project/Site: Mount Storm Power Station

Job ID: 240-138359-3
SDG: Phase A CCR

Client Sample ID: MW-8

Date Collected: 10/13/20 15:52
Date Received: 10/15/20 09:45

Lab Sample ID: 240-138359-6

Matrix: Water

Method: 6010D - Metals (ICP) - Total Recoverable

Analyte	Result	Qualifier	RL	MDL	Unit	D	Prepared	Analyzed	Dil Fac
Boron	<23		100	23	ug/L		10/19/20 14:00	10/20/20 19:05	1

Method: 6020B - Metals (ICP/MS) - Total Recoverable

Analyte	Result	Qualifier	RL	MDL	Unit	D	Prepared	Analyzed	Dil Fac
Arsenic	<0.75		5.0	0.75	ug/L		10/19/20 14:00	10/21/20 12:24	1
Barium	**110**		5.0	2.2	ug/L		10/19/20 14:00	10/21/20 12:24	1
Beryllium	<0.31		1.0	0.31	ug/L		10/19/20 14:00	10/21/20 12:24	1
Cadmium	<0.20		1.0	0.20	ug/L		10/19/20 14:00	10/21/20 12:24	1
Calcium	**32000**		1000	580	ug/L		10/19/20 14:00	10/21/20 12:24	1
Chromium	**2.2**		2.0	0.98	ug/L		10/19/20 14:00	10/21/20 12:24	1
Cobalt	**2.5**		1.0	0.19	ug/L		10/19/20 14:00	10/21/20 12:24	1
Lead	**0.89**	**J**	1.0	0.45	ug/L		10/19/20 14:00	10/21/20 12:24	1
Lithium	**1.8**	**J**	8.0	1.7	ug/L		10/19/20 14:00	10/21/20 12:24	1
Selenium	**0.97**	**J**	5.0	0.89	ug/L		10/19/20 14:00	10/21/20 12:24	1
Thallium	<0.20		1.0	0.20	ug/L		10/19/20 14:00	10/21/20 12:24	1

Method: 7470A - Mercury (CVAA)

Analyte	Result	Qualifier	RL	MDL	Unit	D	Prepared	Analyzed	Dil Fac
Mercury	<0.13		0.20	0.13	ug/L		10/19/20 14:00	10/22/20 16:06	1

General Chemistry

Analyte	Result	Qualifier	RL	MDL	Unit	D	Prepared	Analyzed	Dil Fac
Chloride	**44000**		1000	280	ug/L			11/04/20 03:58	1
Fluoride	**62**		50	24	ug/L			11/04/20 03:58	1
Sulfate	**22000**		1000	350	ug/L			11/04/20 03:58	1
Total Dissolved Solids	**160**		10	10	mg/L			10/19/20 11:41	1

Method: 9315 - Radium-226 (GFPC)

Analyte	Result	Qualifier	Count Uncert. (2σ+/-)	Total Uncert. (2σ+/-)	RL	MDC	Unit	Prepared	Analyzed	Dil Fac
Radium-226	0.106	U	0.167	0.167	1.00	0.288	pCi/L	10/30/20 12:33	12/19/20 11:52	1

Carrier	*%Yield*	*Qualifier*	*Limits*	*Prepared*	*Analyzed*	*Dil Fac*
Ba Carrier	*81.5*		*40 - 110*	*10/30/20 12:33*	*12/19/20 11:52*	*1*

Method: 9320 - Radium-228 (GFPC)

Analyte	Result	Qualifier	Count Uncert. (2σ+/-)	Total Uncert. (2σ+/-)	RL	MDC	Unit	Prepared	Analyzed	Dil Fac
Radium-228	0.389	U	0.321	0.323	1.00	0.511	pCi/L	10/30/20 13:09	12/18/20 12:40	1

Carrier	*%Yield*	*Qualifier*	*Limits*	*Prepared*	*Analyzed*	*Dil Fac*
Ba Carrier	*81.5*		*40 - 110*	*10/30/20 13:09*	*12/18/20 12:40*	*1*
Y Carrier	*72.5*		*40 - 110*	*10/30/20 13:09*	*12/18/20 12:40*	*1*

Method: Ra226_Ra228 - Combined Radium-226 and Radium-228

Analyte	Result	Qualifier	Count Uncert. (2σ+/-)	Total Uncert. (2σ+/-)	RL	MDC	Unit	Prepared	Analyzed	Dil Fac
Combined Radium 226 + 228	0.495	U	0.362	0.364	5.00	0.511	pCi/L		12/23/20 21:48	1

Client: Golder Associates Inc.
Project/Site: Mount Storm Power Station

Job ID: 240-138359-3
SDG: Phase A CCR

Client Sample ID: MW-10

Date Collected: 10/13/20 14:47
Date Received: 10/15/20 09:45

Lab Sample ID: 240-138359-7

Matrix: Water

Method: 6010D - Metals (ICP) - Total Recoverable

Analyte	Result	Qualifier	RL	MDL	Unit	D	Prepared	Analyzed	Dil Fac
Boron	<23		100	23	ug/L		10/19/20 14:00	10/20/20 19:09	1

Method: 6020B - Metals (ICP/MS) - Total Recoverable

Analyte	Result	Qualifier	RL	MDL	Unit	D	Prepared	Analyzed	Dil Fac
Arsenic	<0.75		5.0	0.75	ug/L		10/19/20 14:00	10/21/20 12:27	1
Barium	**140**		5.0	2.2	ug/L		10/19/20 14:00	10/21/20 12:27	1
Beryllium	**0.49**	**J**	1.0	0.31	ug/L		10/19/20 14:00	10/21/20 12:27	1
Cadmium	**0.28**	**J**	1.0	0.20	ug/L		10/19/20 14:00	10/21/20 12:27	1
Calcium	**3900**		1000	580	ug/L		10/19/20 14:00	10/21/20 12:27	1
Chromium	**1.1**	**J**	2.0	0.98	ug/L		10/19/20 14:00	10/21/20 12:27	1
Cobalt	**2.1**		1.0	0.19	ug/L		10/19/20 14:00	10/21/20 12:27	1
Lead	**0.47**	**J**	1.0	0.45	ug/L		10/19/20 14:00	10/21/20 12:27	1
Lithium	<1.7		8.0	1.7	ug/L		10/19/20 14:00	10/21/20 12:27	1
Selenium	<0.89		5.0	0.89	ug/L		10/19/20 14:00	10/21/20 12:27	1
Thallium	<0.20		1.0	0.20	ug/L		10/19/20 14:00	10/21/20 12:27	1

Method: 7470A - Mercury (CVAA)

Analyte	Result	Qualifier	RL	MDL	Unit	D	Prepared	Analyzed	Dil Fac
Mercury	<0.13		0.20	0.13	ug/L		10/19/20 14:00	10/22/20 16:08	1

General Chemistry

Analyte	Result	Qualifier	RL	MDL	Unit	D	Prepared	Analyzed	Dil Fac
Chloride	**830**	**J**	1000	280	ug/L			11/04/20 05:03	1
Fluoride	**44**	**J**	50	24	ug/L			11/04/20 05:03	1
Sulfate	**8200**		1000	350	ug/L			11/04/20 05:03	1
Total Dissolved Solids	**240**		10	10	mg/L			10/19/20 11:41	1

Method: 9315 - Radium-226 (GFPC)

Analyte	Result	Qualifier	Count Uncert. (2σ+/-)	Total Uncert. (2σ+/-)	RL	MDC	Unit	Prepared	Analyzed	Dil Fac
Radium-226	0.236	U	0.257	0.258	1.00	0.412	pCi/L	10/30/20 12:33	12/19/20 11:52	1

Carrier	*%Yield*	*Qualifier*	*Limits*	*Prepared*	*Analyzed*	*Dil Fac*
Ba Carrier	*49.0*		*40 - 110*	*10/30/20 12:33*	*12/19/20 11:52*	*1*

Method: 9320 - Radium-228 (GFPC)

Analyte	Result	Qualifier	Count Uncert. (2σ+/-)	Total Uncert. (2σ+/-)	RL	MDC	Unit	Prepared	Analyzed	Dil Fac
Radium-228	-0.243	U	0.474	0.475	1.00	0.893	pCi/L	10/30/20 13:09	12/18/20 12:41	1

Carrier	*%Yield*	*Qualifier*	*Limits*	*Prepared*	*Analyzed*	*Dil Fac*
Ba Carrier	*49.0*		*40 - 110*	*10/30/20 13:09*	*12/18/20 12:41*	*1*
Y Carrier	*73.3*		*40 - 110*	*10/30/20 13:09*	*12/18/20 12:41*	*1*

Method: Ra226_Ra228 - Combined Radium-226 and Radium-228

Analyte	Result	Qualifier	Count Uncert. (2σ+/-)	Total Uncert. (2σ+/-)	RL	MDC	Unit	Prepared	Analyzed	Dil Fac
Combined Radium 226 + 228	-0.00700	U	0.539	0.541	5.00	0.893	pCi/L		12/23/20 21:48	1

Client Sample ID: MW-FGDW6

Date Collected: 10/13/20 14:32
Date Received: 10/15/20 09:45

Lab Sample ID: 240-138359-14

Matrix: Water

Method: 6010D - Metals (ICP) - Total Recoverable

Analyte	Result	Qualifier	RL	MDL	Unit	D	Prepared	Analyzed	Dil Fac
Boron	<23		100	23	ug/L		10/19/20 14:00	10/20/20 19:48	1

Method: 6020B - Metals (ICP/MS) - Total Recoverable

Analyte	Result	Qualifier	RL	MDL	Unit	D	Prepared	Analyzed	Dil Fac
Arsenic	<0.75		5.0	0.75	ug/L		10/19/20 14:00	10/21/20 12:36	1
Barium	**93**		5.0	2.2	ug/L		10/19/20 14:00	10/21/20 12:36	1
Beryllium	<0.31		1.0	0.31	ug/L		10/19/20 14:00	10/21/20 12:36	1
Cadmium	**0.22**	**J**	1.0	0.20	ug/L		10/19/20 14:00	10/21/20 12:36	1
Calcium	**20000**		1000	580	ug/L		10/19/20 14:00	10/21/20 12:36	1
Chromium	<0.98		2.0	0.98	ug/L		10/19/20 14:00	10/21/20 12:36	1
Cobalt	**3.4**		1.0	0.19	ug/L		10/19/20 14:00	10/21/20 12:36	1
Lead	**0.83**	**J**	1.0	0.45	ug/L		10/19/20 14:00	10/21/20 12:36	1
Lithium	<1.7		8.0	1.7	ug/L		10/19/20 14:00	10/21/20 12:36	1
Selenium	<0.89		5.0	0.89	ug/L		10/19/20 14:00	10/21/20 12:36	1
Thallium	<0.20		1.0	0.20	ug/L		10/19/20 14:00	10/21/20 12:36	1

Method: 7470A - Mercury (CVAA)

Analyte	Result	Qualifier	RL	MDL	Unit	D	Prepared	Analyzed	Dil Fac
Mercury	<0.13		0.20	0.13	ug/L		10/19/20 14:00	10/22/20 16:20	1

General Chemistry

Analyte	Result	Qualifier	RL	MDL	Unit	D	Prepared	Analyzed	Dil Fac
Chloride	**2800**	**J**	10000	2800	ug/L			11/04/20 07:35	10
Fluoride	<240		500	240	ug/L			11/04/20 07:35	10
Sulfate	<17000	H	50000	17000	ug/L			12/08/20 21:53	50
Total Dissolved Solids	**97**		10	10	mg/L			10/19/20 13:02	1

Method: 9315 - Radium-226 (GFPC)

Analyte	Result	Qualifier	Count Uncert. (2σ+/-)	Total Uncert. (2σ+/-)	RL	MDC	Unit	Prepared	Analyzed	Dil Fac
Radium-226	0.120	U	0.147	0.148	1.00	0.242	pCi/L	10/30/20 12:33	12/19/20 11:50	1

Carrier	*%Yield*	*Qualifier*	*Limits*	*Prepared*	*Analyzed*	*Dil Fac*
Ba Carrier	*80.4*		*40 - 110*	*10/30/20 12:33*	*12/19/20 11:50*	*1*

Method: 9320 - Radium-228 (GFPC)

Analyte	Result	Qualifier	Count Uncert. (2σ+/-)	Total Uncert. (2σ+/-)	RL	MDC	Unit	Prepared	Analyzed	Dil Fac
Radium-228	0.284	U	0.303	0.304	1.00	0.495	pCi/L	10/30/20 13:09	12/18/20 12:41	1

Carrier	*%Yield*	*Qualifier*	*Limits*	*Prepared*	*Analyzed*	*Dil Fac*
Ba Carrier	*80.4*		*40 - 110*	*10/30/20 13:09*	*12/18/20 12:41*	*1*
Y Carrier	*84.5*		*40 - 110*	*10/30/20 13:09*	*12/18/20 12:41*	*1*

Method: Ra226_Ra228 - Combined Radium-226 and Radium-228

Analyte	Result	Qualifier	Count Uncert. (2σ+/-)	Total Uncert. (2σ+/-)	RL	MDC	Unit	Prepared	Analyzed	Dil Fac
Combined Radium 226 + 228	0.404	U	0.337	0.338	5.00	0.495	pCi/L		12/23/20 21:48	1

Client Sample ID: FIELDBLANK

Date Collected: 10/13/20 10:05
Date Received: 10/15/20 09:45

Lab Sample ID: 240-138359-15

Matrix: Water

Method: 6010D - Metals (ICP) - Total Recoverable

Analyte	Result	Qualifier	RL	MDL	Unit	D	Prepared	Analyzed	Dil Fac
Boron	32	J	100	23	ug/L		10/19/20 14:00	10/20/20 19:52	1

Method: 6020B - Metals (ICP/MS) - Total Recoverable

Analyte	Result	Qualifier	RL	MDL	Unit	D	Prepared	Analyzed	Dil Fac
Arsenic	<0.75		5.0	0.75	ug/L		10/19/20 14:00	10/21/20 12:39	1
Barium	<2.2		5.0	2.2	ug/L		10/19/20 14:00	10/21/20 12:39	1
Beryllium	<0.31		1.0	0.31	ug/L		10/19/20 14:00	10/21/20 12:39	1
Cadmium	<0.20		1.0	0.20	ug/L		10/19/20 14:00	10/21/20 12:39	1
Calcium	<580		1000	580	ug/L		10/19/20 14:00	10/21/20 12:39	1
Chromium	<0.98		2.0	0.98	ug/L		10/19/20 14:00	10/21/20 12:39	1
Cobalt	<0.19		1.0	0.19	ug/L		10/19/20 14:00	10/21/20 12:39	1
Lead	<0.45		1.0	0.45	ug/L		10/19/20 14:00	10/21/20 12:39	1
Lithium	<1.7		8.0	1.7	ug/L		10/19/20 14:00	10/21/20 12:39	1
Selenium	<0.89		5.0	0.89	ug/L		10/19/20 14:00	10/21/20 12:39	1
Thallium	<0.20		1.0	0.20	ug/L		10/19/20 14:00	10/21/20 12:39	1

Method: 7470A - Mercury (CVAA)

Analyte	Result	Qualifier	RL	MDL	Unit	D	Prepared	Analyzed	Dil Fac
Mercury	<0.13		0.20	0.13	ug/L		10/19/20 14:00	10/22/20 16:22	1

General Chemistry

Analyte	Result	Qualifier	RL	MDL	Unit	D	Prepared	Analyzed	Dil Fac
Chloride	<280		1000	280	ug/L			11/04/20 12:14	1
Fluoride	<24		50	24	ug/L			11/04/20 12:14	1
Sulfate	<350		1000	350	ug/L			11/04/20 12:14	1
Total Dissolved Solids	<10		10	10	mg/L			10/19/20 13:02	1

Method: 9315 - Radium-226 (GFPC)

Analyte	Result	Qualifier	Count Uncert. (2σ+/-)	Total Uncert. (2σ+/-)	RL	MDC	Unit	Prepared	Analyzed	Dil Fac
Radium-226	0.0499	U	0.122	0.123	1.00	0.229	pCi/L	10/30/20 12:33	12/19/20 11:50	1

Carrier	*%Yield*	*Qualifier*	*Limits*	*Prepared*	*Analyzed*	*Dil Fac*
Ba Carrier	*83.0*		*40 - 110*	*10/30/20 12:33*	*12/19/20 11:50*	*1*

Method: 9320 - Radium-228 (GFPC)

Analyte	Result	Qualifier	Count Uncert. (2σ+/-)	Total Uncert. (2σ+/-)	RL	MDC	Unit	Prepared	Analyzed	Dil Fac
Radium-228	0.196	U	0.266	0.267	1.00	0.444	pCi/L	10/30/20 13:09	12/18/20 12:42	1

Carrier	*%Yield*	*Qualifier*	*Limits*	*Prepared*	*Analyzed*	*Dil Fac*
Ba Carrier	*83.0*		*40 - 110*	*10/30/20 13:09*	*12/18/20 12:42*	*1*
Y Carrier	*85.6*		*40 - 110*	*10/30/20 13:09*	*12/18/20 12:42*	*1*

Method: Ra226_Ra228 - Combined Radium-226 and Radium-228

Analyte	Result	Qualifier	Count Uncert. (2σ+/-)	Total Uncert. (2σ+/-)	RL	MDC	Unit	Prepared	Analyzed	Dil Fac
Combined Radium 226 + 228	0.246	U	0.293	0.294	5.00	0.444	pCi/L		12/23/20 21:48	1

Client Sample ID: DUPLICATE

Date Collected: 10/13/20 09:30
Date Received: 10/15/20 09:45

Lab Sample ID: 240-138359-16

Matrix: Water

Method: 6010D - Metals (ICP) - Total Recoverable

Analyte	Result	Qualifier	RL	MDL	Unit	D	Prepared	Analyzed	Dil Fac
Boron	<23		100	23	ug/L		10/19/20 14:00	10/20/20 19:57	1

Method: 6020B - Metals (ICP/MS) - Total Recoverable

Analyte	Result	Qualifier	RL	MDL	Unit	D	Prepared	Analyzed	Dil Fac
Arsenic	<0.75		5.0	0.75	ug/L		10/19/20 14:00	10/21/20 12:41	1
Barium	**290**		5.0	2.2	ug/L		10/19/20 14:00	10/21/20 12:41	1
Beryllium	<0.31		1.0	0.31	ug/L		10/19/20 14:00	10/21/20 12:41	1
Cadmium	<0.20		1.0	0.20	ug/L		10/19/20 14:00	10/21/20 12:41	1
Calcium	**100000**		1000	580	ug/L		10/19/20 14:00	10/21/20 12:41	1
Chromium	<0.98		2.0	0.98	ug/L		10/19/20 14:00	10/21/20 12:41	1
Cobalt	**0.42**	**J**	1.0	0.19	ug/L		10/19/20 14:00	10/21/20 12:41	1
Lead	<0.45		1.0	0.45	ug/L		10/19/20 14:00	10/21/20 12:41	1
Lithium	**7.3**	**J**	8.0	1.7	ug/L		10/19/20 14:00	10/21/20 12:41	1
Selenium	<0.89		5.0	0.89	ug/L		10/19/20 14:00	10/21/20 12:41	1
Thallium	<0.20		1.0	0.20	ug/L		10/19/20 14:00	10/21/20 12:41	1

Method: 7470A - Mercury (CVAA)

Analyte	Result	Qualifier	RL	MDL	Unit	D	Prepared	Analyzed	Dil Fac
Mercury	<0.13		0.20	0.13	ug/L		10/19/20 14:00	10/22/20 16:24	1

General Chemistry

Analyte	Result	Qualifier	RL	MDL	Unit	D	Prepared	Analyzed	Dil Fac
Chloride	**770**	**J**	1000	280	ug/L			11/04/20 12:35	1
Fluoride	**45**	**J**	50	24	ug/L			11/04/20 12:35	1
Sulfate	**26000**		1000	350	ug/L			11/04/20 12:35	1
Total Dissolved Solids	**320**		10	10	mg/L			10/19/20 13:02	1

Method: 9315 - Radium-226 (GFPC)

Analyte	Result	Qualifier	Count Uncert. (2σ+/-)	Total Uncert. (2σ+/-)	RL	MDC	Unit	Prepared	Analyzed	Dil Fac
Radium-226	0.0983	U	0.229	0.229	1.00	0.405	pCi/L	10/30/20 12:33	12/19/20 11:52	1

Carrier	*%Yield*	*Qualifier*	*Limits*	*Prepared*	*Analyzed*	*Dil Fac*
Ba Carrier	*80.4*		*40 - 110*	*10/30/20 12:33*	*12/19/20 11:52*	*1*

Method: 9320 - Radium-228 (GFPC)

Analyte	Result	Qualifier	Count Uncert. (2σ+/-)	Total Uncert. (2σ+/-)	RL	MDC	Unit	Prepared	Analyzed	Dil Fac
Radium-228	0.0728	U	0.258	0.258	1.00	0.452	pCi/L	10/30/20 13:09	12/18/20 12:42	1

Carrier	*%Yield*	*Qualifier*	*Limits*	*Prepared*	*Analyzed*	*Dil Fac*
Ba Carrier	*80.4*		*40 - 110*	*10/30/20 13:09*	*12/18/20 12:42*	*1*
Y Carrier	*81.1*		*40 - 110*	*10/30/20 13:09*	*12/18/20 12:42*	*1*

Method: Ra226_Ra228 - Combined Radium-226 and Radium-228

Analyte	Result	Qualifier	Count Uncert. (2σ+/-)	Total Uncert. (2σ+/-)	RL	MDC	Unit	Prepared	Analyzed	Dil Fac
Combined Radium 226 + 228	0.171	U	0.345	0.345	5.00	0.452	pCi/L		12/23/20 21:48	1

Tracer/Carrier Summary

Client: Golder Associates Inc.
Project/Site: Mount Storm Power Station

Job ID: 240-138359-3
SDG: Phase A CCR

Method: 9315 - Radium-226 (GFPC)

Matrix: Water **Prep Type: Total/NA**

		Percent Yield (Acceptance Limits)
Lab Sample ID	Client Sample ID	Ba (40-110)
240-138359-1	MW-22	69.8
240-138359-2	MW-FGDW2	74.2
240-138359-2 MS	MW-FGDW2	60.7
240-138359-2 MSD	MW-FGDW2	61.3
240-138359-3	MW-5	78.6
240-138359-6	MW-8	81.5
240-138359-7	MW-10	49.0
240-138359-14	MW-FGDW6	80.4
240-138359-15	FIELDBLANK	83.0
240-138359-16	DUPLICATE	80.4
LCS 160-487338/1-A	Lab Control Sample	78.9
MB 160-487338/17-A	Method Blank	79.2

Tracer/Carrier Legend

Ba = Ba Carrier

Method: 9320 - Radium-228 (GFPC)

Matrix: Water **Prep Type: Total/NA**

		Percent Yield (Acceptance Limits)	
Lab Sample ID	Client Sample ID	Ba (40-110)	Y (40-110)
240-138359-1	MW-22	69.8	75.5
240-138359-2	MW-FGDW2	74.2	76.6
240-138359-2 MS	MW-FGDW2	60.7	69.2
240-138359-2 MSD	MW-FGDW2	61.3	76.3
240-138359-3	MW-5	78.6	77.8
240-138359-6	MW-8	81.5	72.5
240-138359-7	MW-10	49.0	73.3
240-138359-14	MW-FGDW6	80.4	84.5
240-138359-15	FIELDBLANK	83.0	85.6
240-138359-16	DUPLICATE	80.4	81.1
LCS 160-487342/1-A	Lab Control Sample	78.9	76.6
MB 160-487342/17-A	Method Blank	79.2	82.6

Tracer/Carrier Legend

Ba = Ba Carrier
Y = Y Carrier

Method: 6010D - Metals (ICP)

Lab Sample ID: MB 240-456639/1-A
Matrix: Water
Analysis Batch: 457006

Client Sample ID: Method Blank
Prep Type: Total Recoverable
Prep Batch: 456639

Analyte	MB Result	MB Qualifier	RL	MDL	Unit	D	Prepared	Analyzed	Dil Fac
Boron	<23		100	23	ug/L		10/19/20 14:00	10/20/20 17:49	1

Lab Sample ID: LCS 240-456639/2-A
Matrix: Water
Analysis Batch: 457006

Client Sample ID: Lab Control Sample
Prep Type: Total Recoverable
Prep Batch: 456639

Analyte	Spike Added	LCS Result	LCS Qualifier	Unit	D	%Rec	%Rec. Limits
Boron	1000	1000		ug/L		100	80 - 120

Lab Sample ID: 240-138359-2 MS
Matrix: Water
Analysis Batch: 457006

Client Sample ID: MW-FGDW2
Prep Type: Total Recoverable
Prep Batch: 456639

Analyte	Sample Result	Sample Qualifier	Spike Added	MS Result	MS Qualifier	Unit	D	%Rec	%Rec. Limits
Boron	<23		1000	1130		ug/L		113	75 - 125

Lab Sample ID: 240-138359-2 MSD
Matrix: Water
Analysis Batch: 457006

Client Sample ID: MW-FGDW2
Prep Type: Total Recoverable
Prep Batch: 456639

Analyte	Sample Result	Sample Qualifier	Spike Added	MSD Result	MSD Qualifier	Unit	D	%Rec	%Rec. Limits	RPD	RPD Limit
Boron	<23		1000	1110		ug/L		111	75 - 125	2	20

Method: 6020B - Metals (ICP/MS)

Lab Sample ID: MB 240-456639/1-A
Matrix: Water
Analysis Batch: 457219

Client Sample ID: Method Blank
Prep Type: Total Recoverable
Prep Batch: 456639

Analyte	MB Result	MB Qualifier	RL	MDL	Unit	D	Prepared	Analyzed	Dil Fac
Arsenic	<0.75		5.0	0.75	ug/L		10/19/20 14:00	10/21/20 11:53	1
Barium	<2.2		5.0	2.2	ug/L		10/19/20 14:00	10/21/20 11:53	1
Beryllium	<0.31		1.0	0.31	ug/L		10/19/20 14:00	10/21/20 11:53	1
Cadmium	<0.20		1.0	0.20	ug/L		10/19/20 14:00	10/21/20 11:53	1
Calcium	<580		1000	580	ug/L		10/19/20 14:00	10/21/20 11:53	1
Chromium	<0.98		2.0	0.98	ug/L		10/19/20 14:00	10/21/20 11:53	1
Cobalt	<0.19		1.0	0.19	ug/L		10/19/20 14:00	10/21/20 11:53	1
Lead	<0.45		1.0	0.45	ug/L		10/19/20 14:00	10/21/20 11:53	1
Lithium	<1.7		8.0	1.7	ug/L		10/19/20 14:00	10/21/20 11:53	1
Selenium	<0.89		5.0	0.89	ug/L		10/19/20 14:00	10/21/20 11:53	1
Thallium	<0.20		1.0	0.20	ug/L		10/19/20 14:00	10/21/20 11:53	1

Lab Sample ID: LCS 240-456639/29-A
Matrix: Water
Analysis Batch: 457219

Client Sample ID: Lab Control Sample
Prep Type: Total Recoverable
Prep Batch: 456639

Analyte	Spike Added	LCS Result	LCS Qualifier	Unit	D	%Rec	%Rec. Limits
Arsenic	1000	984		ug/L		98	80 - 120
Barium	1000	1010		ug/L		101	80 - 120
Beryllium	500	514		ug/L		103	80 - 120

Method: 6020B - Metals (ICP/MS) (Continued)

Lab Sample ID: LCS 240-456639/29-A
Matrix: Water
Analysis Batch: 457219

Client Sample ID: Lab Control Sample
Prep Type: Total Recoverable
Prep Batch: 456639

Analyte	Spike Added	LCS Result	LCS Qualifier	Unit	D	%Rec	%Rec. Limits
Cadmium	500	496		ug/L		99	80 - 120
Calcium	25000	25000		ug/L		100	80 - 120
Chromium	500	507		ug/L		101	80 - 120
Cobalt	500	506		ug/L		101	80 - 120
Lead	500	519		ug/L		104	80 - 120
Selenium	1000	977		ug/L		98	80 - 120
Thallium	1000	958		ug/L		96	80 - 120

Lab Sample ID: 240-138359-2 MS
Matrix: Water
Analysis Batch: 457219

Client Sample ID: MW-FGDW2
Prep Type: Total Recoverable
Prep Batch: 456639

Analyte	Sample Result	Sample Qualifier	Spike Added	MS Result	MS Qualifier	Unit	D	%Rec	%Rec. Limits
Arsenic	<0.75		1000	1040		ug/L		104	80 - 120
Barium	320		1000	1360		ug/L		104	80 - 120
Beryllium	<0.31		500	518		ug/L		104	80 - 120
Cadmium	<0.20		500	507		ug/L		101	80 - 120
Calcium	70000		25000	93700		ug/L		95	80 - 120
Chromium	<0.98		500	511		ug/L		102	80 - 120
Cobalt	<0.19		500	526		ug/L		105	80 - 120
Lead	<0.45		500	525		ug/L		105	80 - 120
Selenium	<0.89		1000	997		ug/L		100	80 - 120
Thallium	<0.20		1000	974		ug/L		97	80 - 120

Lab Sample ID: 240-138359-2 MSD
Matrix: Water
Analysis Batch: 457219

Client Sample ID: MW-FGDW2
Prep Type: Total Recoverable
Prep Batch: 456639

Analyte	Sample Result	Sample Qualifier	Spike Added	MSD Result	MSD Qualifier	Unit	D	%Rec	%Rec. Limits	RPD	RPD Limit
Arsenic	<0.75		1000	1050		ug/L		105	80 - 120	1	20
Barium	320		1000	1380		ug/L		106	80 - 120	2	20
Beryllium	<0.31		500	515		ug/L		103	80 - 120	0	20
Cadmium	<0.20		500	507		ug/L		101	80 - 120	0	20
Calcium	70000		25000	92900		ug/L		92	80 - 120	1	20
Chromium	<0.98		500	513		ug/L		103	80 - 120	1	20
Cobalt	<0.19		500	529		ug/L		106	80 - 120	1	20
Lead	<0.45		500	531		ug/L		106	80 - 120	1	20
Selenium	<0.89		1000	1020		ug/L		102	80 - 120	2	20
Thallium	<0.20		1000	989		ug/L		99	80 - 120	1	20

Method: 7470A - Mercury (CVAA)

Lab Sample ID: MB 240-456705/1-A
Matrix: Water
Analysis Batch: 457442

Client Sample ID: Method Blank
Prep Type: Total/NA
Prep Batch: 456705

Analyte	MB Result	MB Qualifier	RL	MDL	Unit	D	Prepared	Analyzed	Dil Fac
Mercury	<0.13		0.20	0.13	ug/L		10/19/20 14:00	10/22/20 15:43	1

Method: 7470A - Mercury (CVAA) (Continued)

Lab Sample ID: LCS 240-456705/2-A
Matrix: Water
Analysis Batch: 457442

Client Sample ID: Lab Control Sample
Prep Type: Total/NA
Prep Batch: 456705

Analyte			Spike Added	LCS Result	LCS Qualifier	Unit	D	%Rec	%Rec. Limits		
Mercury			5.00	4.59		ug/L		92	80 - 120		

Lab Sample ID: 240-138359-2 MS
Matrix: Water
Analysis Batch: 457442

Client Sample ID: MW-FGDW2
Prep Type: Total/NA
Prep Batch: 456705

Analyte	Sample Result	Sample Qualifier	Spike Added	MS Result	MS Qualifier	Unit	D	%Rec	%Rec. Limits		
Mercury	<0.13		1.00	0.968		ug/L		97	80 - 120		

Lab Sample ID: 240-138359-2 MSD
Matrix: Water
Analysis Batch: 457442

Client Sample ID: MW-FGDW2
Prep Type: Total/NA
Prep Batch: 456705

Analyte	Sample Result	Sample Qualifier	Spike Added	MSD Result	MSD Qualifier	Unit	D	%Rec	%Rec. Limits	RPD	RPD Limit
Mercury	<0.13		1.00	0.996		ug/L		100	80 - 120	3	20

Method: 9056A - Anions, Ion Chromatography

Lab Sample ID: MB 240-459149/3
Matrix: Water
Analysis Batch: 459149

Client Sample ID: Method Blank
Prep Type: Total/NA

Analyte	MB Result	MB Qualifier	RL	MDL	Unit	D	Prepared	Analyzed	Dil Fac
Chloride	<280		1000	280	ug/L			11/04/20 00:42	1
Fluoride	<24		50	24	ug/L			11/04/20 00:42	1
Sulfate	<350		1000	350	ug/L			11/04/20 00:42	1

Lab Sample ID: LCS 240-459149/4
Matrix: Water
Analysis Batch: 459149

Client Sample ID: Lab Control Sample
Prep Type: Total/NA

Analyte			Spike Added	LCS Result	LCS Qualifier	Unit	D	%Rec	%Rec. Limits		
Chloride			50000	49600		ug/L		99	90 - 110		
Fluoride			2500	2600		ug/L		104	90 - 110		
Sulfate			50000	51100		ug/L		102	90 - 110		

Lab Sample ID: 240-138359-2 MS
Matrix: Water
Analysis Batch: 459149

Client Sample ID: MW-FGDW2
Prep Type: Total/NA

Analyte	Sample Result	Sample Qualifier	Spike Added	MS Result	MS Qualifier	Unit	D	%Rec	%Rec. Limits		
Chloride	960	J	50000	56600		ug/L		111	80 - 120		
Fluoride	94		2500	2980		ug/L		116	80 - 120		
Sulfate	39000		50000	93100		ug/L		109	80 - 120		

Method: 9056A - Anions, Ion Chromatography (Continued)

Lab Sample ID: 240-138359-2 MSD
Matrix: Water
Analysis Batch: 459149

Client Sample ID: MW-FGDW2
Prep Type: Total/NA

Analyte	Sample Result	Sample Qualifier	Spike Added	MSD Result	MSD Qualifier	Unit	D	%Rec	%Rec. Limits	RPD	RPD Limit
Chloride	960	J	50000	54100		ug/L		106	80 - 120	4	15
Fluoride	94		2500	2860		ug/L		111	80 - 120	4	15
Sulfate	39000		50000	90600		ug/L		104	80 - 120	3	15

Method: SM 2540C - Solids, Total Dissolved (TDS)

Lab Sample ID: MB 180-334592/2
Matrix: Water
Analysis Batch: 334592

Client Sample ID: Method Blank
Prep Type: Total/NA

Analyte	MB Result	MB Qualifier	RL	MDL	Unit	D	Prepared	Analyzed	Dil Fac
Total Dissolved Solids	<10		10	10	mg/L			10/19/20 11:41	1

Lab Sample ID: LCS 180-334592/1
Matrix: Water
Analysis Batch: 334592

Client Sample ID: Lab Control Sample
Prep Type: Total/NA

Analyte	Spike Added	LCS Result	LCS Qualifier	Unit	D	%Rec	%Rec. Limits
Total Dissolved Solids	714	692		mg/L		97	80 - 120

Lab Sample ID: 240-138359-1 DU
Matrix: Water
Analysis Batch: 334592

Client Sample ID: MW-22
Prep Type: Total/NA

Analyte	Sample Result	Sample Qualifier	DU Result	DU Qualifier	Unit	D	RPD	RPD Limit
Total Dissolved Solids	330		334		mg/L		0.9	10

Lab Sample ID: MB 180-334594/2
Matrix: Water
Analysis Batch: 334594

Client Sample ID: Method Blank
Prep Type: Total/NA

Analyte	MB Result	MB Qualifier	RL	MDL	Unit	D	Prepared	Analyzed	Dil Fac
Total Dissolved Solids	<10		10	10	mg/L			10/19/20 13:02	1

Lab Sample ID: LCS 180-334594/1
Matrix: Water
Analysis Batch: 334594

Client Sample ID: Lab Control Sample
Prep Type: Total/NA

Analyte	Spike Added	LCS Result	LCS Qualifier	Unit	D	%Rec	%Rec. Limits
Total Dissolved Solids	714	690		mg/L		97	80 - 120

Lab Sample ID: 240-138359-16 DU
Matrix: Water
Analysis Batch: 334594

Client Sample ID: DUPLICATE
Prep Type: Total/NA

Analyte	Sample Result	Sample Qualifier	DU Result	DU Qualifier	Unit	D	RPD	RPD Limit
Total Dissolved Solids	320		327		mg/L		1	10

Method: 9315 - Radium-226 (GFPC)

Lab Sample ID: MB 160-487338/17-A
Matrix: Water
Analysis Batch: 492452

Client Sample ID: Method Blank
Prep Type: Total/NA
Prep Batch: 487338

Analyte	MB Result	MB Qualifier	Count Uncert. (2σ+/-)	Total Uncert. (2σ+/-)	RL	MDC	Unit	Prepared	Analyzed	Dil Fac
Radium-226	0.08664	U	0.179	0.179	1.00	0.320	pCi/L	10/30/20 12:33	12/19/20 11:55	1

Carrier	*MB %Yield*	*MB Qualifier*	*Limits*	*Prepared*	*Analyzed*	*Dil Fac*
Ba Carrier	*79.2*		*40 - 110*	*10/30/20 12:33*	*12/19/20 11:55*	*1*

Lab Sample ID: LCS 160-487338/1-A
Matrix: Water
Analysis Batch: 492451

Client Sample ID: Lab Control Sample
Prep Type: Total/NA
Prep Batch: 487338

Analyte			Spike Added	LCS Result	LCS Qual	Total Uncert. (2σ+/-)	RL	MDC	Unit	%Rec	%Rec. Limits		
Radium-226			11.3	9.612		1.22	1.00	0.246	pCi/L	85	75 - 125		

Carrier	*LCS %Yield*	*LCS Qualifier*	*Limits*
Ba Carrier	*78.9*		*40 - 110*

Lab Sample ID: 240-138359-2 MS
Matrix: Water
Analysis Batch: 492451

Client Sample ID: MW-FGDW2
Prep Type: Total/NA
Prep Batch: 487338

Analyte	Sample Result	Sample Qual	Spike Added	MS Result	MS Qual	Total Uncert. (2σ+/-)	RL	MDC	Unit	%Rec	%Rec. Limits		
Radium-226	0.0473	U	11.3	10.52		1.38	1.00	0.351	pCi/L	92	75 - 138		

Carrier	*MS %Yield*	*MS Qualifier*	*Limits*
Ba Carrier	*60.7*		*40 - 110*

Lab Sample ID: 240-138359-2 MSD
Matrix: Water
Analysis Batch: 492451

Client Sample ID: MW-FGDW2
Prep Type: Total/NA
Prep Batch: 487338

Analyte	Sample Result	Sample Qual	Spike Added	MSD Result	MSD Qual	Total Uncert. (2σ+/-)	RL	MDC	Unit	%Rec	%Rec. Limits	RER	RER Limit
Radium-226	0.0473	U	11.4	9.697		1.29	1.00	0.299	pCi/L	85	75 - 138	0.31	1

Carrier	*MSD %Yield*	*MSD Qualifier*	*Limits*
Ba Carrier	*61.3*		*40 - 110*

Method: 9320 - Radium-228 (GFPC)

Lab Sample ID: MB 160-487342/17-A
Matrix: Water
Analysis Batch: 492430

Client Sample ID: Method Blank
Prep Type: Total/NA
Prep Batch: 487342

Analyte	MB Result	MB Qualifier	Count Uncert. (2σ+/-)	Total Uncert. (2σ+/-)	RL	MDC	Unit	Prepared	Analyzed	Dil Fac
Radium-228	0.01875	U	0.249	0.249	1.00	0.446	pCi/L	10/30/20 13:09	12/18/20 12:42	1

Method: 9320 - Radium-228 (GFPC) (Continued)

Carrier	MB %Yield	MB Qualifier	Limits	Prepared	Analyzed	Dil Fac
Ba Carrier	79.2		40 - 110	10/30/20 13:09	12/18/20 12:42	1
Y Carrier	82.6		40 - 110	10/30/20 13:09	12/18/20 12:42	1

Lab Sample ID: LCS 160-487342/1-A
Matrix: Water
Analysis Batch: 492430

Client Sample ID: Lab Control Sample
Prep Type: Total/NA
Prep Batch: 487342

Analyte			Spike Added	LCS Result	LCS Qual	Total Uncert. (2σ+/-)	RL	MDC	Unit	%Rec	%Rec. Limits		
Radium-228			7.57	5.673		0.821	1.00	0.508	pCi/L	75	75 - 125		

Carrier	LCS %Yield	LCS Qualifier	Limits
Ba Carrier	78.9		40 - 110
Y Carrier	76.6		40 - 110

Lab Sample ID: 240-138359-2 MS
Matrix: Water
Analysis Batch: 492430

Client Sample ID: MW-FGDW2
Prep Type: Total/NA
Prep Batch: 487342

Analyte	Sample Result	Sample Qual	Spike Added	MS Result	MS Qual	Total Uncert. (2σ+/-)	RL	MDC	Unit	%Rec	%Rec. Limits		
Radium-228	0.0399	U	7.57	6.289		1.04	1.00	0.835	pCi/L	83	45 - 150		

Carrier	MS %Yield	MS Qualifier	Limits
Ba Carrier	60.7		40 - 110
Y Carrier	69.2		40 - 110

Lab Sample ID: 240-138359-2 MSD
Matrix: Water
Analysis Batch: 492430

Client Sample ID: MW-FGDW2
Prep Type: Total/NA
Prep Batch: 487342

Analyte	Sample Result	Sample Qual	Spike Added	MSD Result	MSD Qual	Total Uncert. (2σ+/-)	RL	MDC	Unit	%Rec	%Rec. Limits	RER	RER Limit
Radium-228	0.0399	U	7.57	7.832		1.10	1.00	0.592	pCi/L	103	45 - 150	0.72	1

Carrier	MSD %Yield	MSD Qualifier	Limits
Ba Carrier	61.3		40 - 110
Y Carrier	76.3		40 - 110

Metals

Prep Batch: 456639

Lab Sample ID	Client Sample ID	Prep Type	Matrix	Method	Prep Batch
240-138359-1	MW-22	Total Recoverable	Water	3005A	
240-138359-2	MW-FGDW2	Total Recoverable	Water	3005A	
240-138359-3	MW-5	Total Recoverable	Water	3005A	
240-138359-6	MW-8	Total Recoverable	Water	3005A	
240-138359-7	MW-10	Total Recoverable	Water	3005A	
240-138359-14	MW-FGDW6	Total Recoverable	Water	3005A	
240-138359-15	FIELDBLANK	Total Recoverable	Water	3005A	
240-138359-16	DUPLICATE	Total Recoverable	Water	3005A	
MB 240-456639/1-A	Method Blank	Total Recoverable	Water	3005A	
LCS 240-456639/29-A	Lab Control Sample	Total Recoverable	Water	3005A	
LCS 240-456639/2-A	Lab Control Sample	Total Recoverable	Water	3005A	
240-138359-2 MS	MW-FGDW2	Total Recoverable	Water	3005A	
240-138359-2 MS	MW-FGDW2	Total Recoverable	Water	3005A	
240-138359-2 MSD	MW-FGDW2	Total Recoverable	Water	3005A	
240-138359-2 MSD	MW-FGDW2	Total Recoverable	Water	3005A	

Prep Batch: 456705

Lab Sample ID	Client Sample ID	Prep Type	Matrix	Method	Prep Batch
240-138359-1	MW-22	Total/NA	Water	7470A	
240-138359-2	MW-FGDW2	Total/NA	Water	7470A	
240-138359-3	MW-5	Total/NA	Water	7470A	
240-138359-6	MW-8	Total/NA	Water	7470A	
240-138359-7	MW-10	Total/NA	Water	7470A	
240-138359-14	MW-FGDW6	Total/NA	Water	7470A	
240-138359-15	FIELDBLANK	Total/NA	Water	7470A	
240-138359-16	DUPLICATE	Total/NA	Water	7470A	
MB 240-456705/1-A	Method Blank	Total/NA	Water	7470A	
LCS 240-456705/2-A	Lab Control Sample	Total/NA	Water	7470A	
240-138359-2 MS	MW-FGDW2	Total/NA	Water	7470A	
240-138359-2 MSD	MW-FGDW2	Total/NA	Water	7470A	

Analysis Batch: 457006

Lab Sample ID	Client Sample ID	Prep Type	Matrix	Method	Prep Batch
240-138359-1	MW-22	Total Recoverable	Water	6010D	456639
240-138359-2	MW-FGDW2	Total Recoverable	Water	6010D	456639
240-138359-3	MW-5	Total Recoverable	Water	6010D	456639
240-138359-6	MW-8	Total Recoverable	Water	6010D	456639
240-138359-7	MW-10	Total Recoverable	Water	6010D	456639
240-138359-14	MW-FGDW6	Total Recoverable	Water	6010D	456639
240-138359-15	FIELDBLANK	Total Recoverable	Water	6010D	456639
240-138359-16	DUPLICATE	Total Recoverable	Water	6010D	456639
MB 240-456639/1-A	Method Blank	Total Recoverable	Water	6010D	456639
LCS 240-456639/2-A	Lab Control Sample	Total Recoverable	Water	6010D	456639
240-138359-2 MS	MW-FGDW2	Total Recoverable	Water	6010D	456639
240-138359-2 MSD	MW-FGDW2	Total Recoverable	Water	6010D	456639

Analysis Batch: 457219

Lab Sample ID	Client Sample ID	Prep Type	Matrix	Method	Prep Batch
240-138359-1	MW-22	Total Recoverable	Water	6020B	456639
240-138359-2	MW-FGDW2	Total Recoverable	Water	6020B	456639
240-138359-3	MW-5	Total Recoverable	Water	6020B	456639

Metals (Continued)

Analysis Batch: 457219 (Continued)

Lab Sample ID	Client Sample ID	Prep Type	Matrix	Method	Prep Batch
240-138359-6	MW-8	Total Recoverable	Water	6020B	456639
240-138359-7	MW-10	Total Recoverable	Water	6020B	456639
240-138359-14	MW-FGDW6	Total Recoverable	Water	6020B	456639
240-138359-15	FIELDBLANK	Total Recoverable	Water	6020B	456639
240-138359-16	DUPLICATE	Total Recoverable	Water	6020B	456639
MB 240-456639/1-A	Method Blank	Total Recoverable	Water	6020B	456639
LCS 240-456639/29-A	Lab Control Sample	Total Recoverable	Water	6020B	456639
240-138359-2 MS	MW-FGDW2	Total Recoverable	Water	6020B	456639
240-138359-2 MSD	MW-FGDW2	Total Recoverable	Water	6020B	456639

Analysis Batch: 457442

Lab Sample ID	Client Sample ID	Prep Type	Matrix	Method	Prep Batch
240-138359-1	MW-22	Total/NA	Water	7470A	456705
240-138359-2	MW-FGDW2	Total/NA	Water	7470A	456705
240-138359-3	MW-5	Total/NA	Water	7470A	456705
240-138359-6	MW-8	Total/NA	Water	7470A	456705
240-138359-7	MW-10	Total/NA	Water	7470A	456705
240-138359-14	MW-FGDW6	Total/NA	Water	7470A	456705
240-138359-15	FIELDBLANK	Total/NA	Water	7470A	456705
240-138359-16	DUPLICATE	Total/NA	Water	7470A	456705
MB 240-456705/1-A	Method Blank	Total/NA	Water	7470A	456705
LCS 240-456705/2-A	Lab Control Sample	Total/NA	Water	7470A	456705
240-138359-2 MS	MW-FGDW2	Total/NA	Water	7470A	456705
240-138359-2 MSD	MW-FGDW2	Total/NA	Water	7470A	456705

General Chemistry

Analysis Batch: 334592

Lab Sample ID	Client Sample ID	Prep Type	Matrix	Method	Prep Batch
240-138359-1	MW-22	Total/NA	Water	SM 2540C	
240-138359-2	MW-FGDW2	Total/NA	Water	SM 2540C	
240-138359-3	MW-5	Total/NA	Water	SM 2540C	
240-138359-6	MW-8	Total/NA	Water	SM 2540C	
240-138359-7	MW-10	Total/NA	Water	SM 2540C	
MB 180-334592/2	Method Blank	Total/NA	Water	SM 2540C	
LCS 180-334592/1	Lab Control Sample	Total/NA	Water	SM 2540C	
240-138359-1 DU	MW-22	Total/NA	Water	SM 2540C	

Analysis Batch: 334594

Lab Sample ID	Client Sample ID	Prep Type	Matrix	Method	Prep Batch
240-138359-14	MW-FGDW6	Total/NA	Water	SM 2540C	
240-138359-15	FIELDBLANK	Total/NA	Water	SM 2540C	
240-138359-16	DUPLICATE	Total/NA	Water	SM 2540C	
MB 180-334594/2	Method Blank	Total/NA	Water	SM 2540C	
LCS 180-334594/1	Lab Control Sample	Total/NA	Water	SM 2540C	
240-138359-16 DU	DUPLICATE	Total/NA	Water	SM 2540C	

Analysis Batch: 459149

Lab Sample ID	Client Sample ID	Prep Type	Matrix	Method	Prep Batch
240-138359-1	MW-22	Total/NA	Water	9056A	
240-138359-2	MW-FGDW2	Total/NA	Water	9056A	

General Chemistry (Continued)

Analysis Batch: 459149 (Continued)

Lab Sample ID	Client Sample ID	Prep Type	Matrix	Method	Prep Batch
240-138359-3	MW-5	Total/NA	Water	9056A	
240-138359-6	MW-8	Total/NA	Water	9056A	
240-138359-7	MW-10	Total/NA	Water	9056A	
240-138359-14	MW-FGDW6	Total/NA	Water	9056A	
240-138359-15	FIELDBLANK	Total/NA	Water	9056A	
240-138359-16	DUPLICATE	Total/NA	Water	9056A	
MB 240-459149/3	Method Blank	Total/NA	Water	9056A	
LCS 240-459149/4	Lab Control Sample	Total/NA	Water	9056A	
240-138359-2 MS	MW-FGDW2	Total/NA	Water	9056A	
240-138359-2 MSD	MW-FGDW2	Total/NA	Water	9056A	

Analysis Batch: 464573

Lab Sample ID	Client Sample ID	Prep Type	Matrix	Method	Prep Batch
240-138359-14	MW-FGDW6	Total/NA	Water	9056A	

Rad

Prep Batch: 487338

Lab Sample ID	Client Sample ID	Prep Type	Matrix	Method	Prep Batch
240-138359-1	MW-22	Total/NA	Water	PrecSep-21	
240-138359-2	MW-FGDW2	Total/NA	Water	PrecSep-21	
240-138359-3	MW-5	Total/NA	Water	PrecSep-21	
240-138359-6	MW-8	Total/NA	Water	PrecSep-21	
240-138359-7	MW-10	Total/NA	Water	PrecSep-21	
240-138359-14	MW-FGDW6	Total/NA	Water	PrecSep-21	
240-138359-15	FIELDBLANK	Total/NA	Water	PrecSep-21	
240-138359-16	DUPLICATE	Total/NA	Water	PrecSep-21	
MB 160-487338/17-A	Method Blank	Total/NA	Water	PrecSep-21	
LCS 160-487338/1-A	Lab Control Sample	Total/NA	Water	PrecSep-21	
240-138359-2 MS	MW-FGDW2	Total/NA	Water	PrecSep-21	
240-138359-2 MSD	MW-FGDW2	Total/NA	Water	PrecSep-21	

Prep Batch: 487342

Lab Sample ID	Client Sample ID	Prep Type	Matrix	Method	Prep Batch
240-138359-1	MW-22	Total/NA	Water	PrecSep_0	
240-138359-2	MW-FGDW2	Total/NA	Water	PrecSep_0	
240-138359-3	MW-5	Total/NA	Water	PrecSep_0	
240-138359-6	MW-8	Total/NA	Water	PrecSep_0	
240-138359-7	MW-10	Total/NA	Water	PrecSep_0	
240-138359-14	MW-FGDW6	Total/NA	Water	PrecSep_0	
240-138359-15	FIELDBLANK	Total/NA	Water	PrecSep_0	
240-138359-16	DUPLICATE	Total/NA	Water	PrecSep_0	
MB 160-487342/17-A	Method Blank	Total/NA	Water	PrecSep_0	
LCS 160-487342/1-A	Lab Control Sample	Total/NA	Water	PrecSep_0	
240-138359-2 MS	MW-FGDW2	Total/NA	Water	PrecSep_0	
240-138359-2 MSD	MW-FGDW2	Total/NA	Water	PrecSep_0	

Lab Chronicle

Client: Golder Associates Inc.
Project/Site: Mount Storm Power Station

Job ID: 240-138359-3
SDG: Phase A CCR

Client Sample ID: MW-22
Date Collected: 10/13/20 09:01
Date Received: 10/15/20 09:45

Lab Sample ID: 240-138359-1
Matrix: Water

Prep Type	Batch Type	Batch Method	Run	Dilution Factor	Batch Number	Prepared or Analyzed	Analyst	Lab
Total Recoverable	Prep	3005A			456639	10/19/20 14:00	MRL	TAL CAN
Total Recoverable	Analysis	6010D		1	457006	10/20/20 18:48	KLC	TAL CAN
Total Recoverable	Prep	3005A			456639	10/19/20 14:00	MRL	TAL CAN
Total Recoverable	Analysis	6020B		1	457219	10/21/20 12:09	DSH	TAL CAN
Total/NA	Prep	7470A			456705	10/19/20 14:00	MRL	TAL CAN
Total/NA	Analysis	7470A		1	457442	10/22/20 15:58	SLD	TAL CAN
Total/NA	Analysis	9056A		1	459149	11/04/20 01:25	JWW	TAL CAN
Total/NA	Analysis	SM 2540C		1	334592	10/19/20 11:41	GRB	TAL PIT
Total/NA	Prep	PrecSep-21			487338	10/30/20 12:33	AVB	TAL SL
Total/NA	Analysis	9315		1	492451	12/19/20 11:48	SCB	TAL SL
Total/NA	Prep	PrecSep_0			487342	10/30/20 13:09	AVB	TAL SL
Total/NA	Analysis	9320		1	492430	12/18/20 12:39	SCB	TAL SL
Total/NA	Analysis	Ra226_Ra228		1	492972	12/23/20 21:48	GRW	TAL SL

Client Sample ID: MW-FGDW2
Date Collected: 10/13/20 08:54
Date Received: 10/15/20 09:45

Lab Sample ID: 240-138359-2
Matrix: Water

Prep Type	Batch Type	Batch Method	Run	Dilution Factor	Batch Number	Prepared or Analyzed	Analyst	Lab
Total Recoverable	Prep	3005A			456639	10/19/20 14:00	MRL	TAL CAN
Total Recoverable	Analysis	6010D		1	457006	10/20/20 17:58	KLC	TAL CAN
Total Recoverable	Prep	3005A			456639	10/19/20 14:00	MRL	TAL CAN
Total Recoverable	Analysis	6020B		1	457219	10/21/20 11:57	DSH	TAL CAN
Total/NA	Prep	7470A			456705	10/19/20 14:00	MRL	TAL CAN
Total/NA	Analysis	7470A		1	457442	10/22/20 15:47	SLD	TAL CAN
Total/NA	Analysis	9056A		1	459149	11/04/20 01:47	JWW	TAL CAN
Total/NA	Analysis	SM 2540C		1	334592	10/19/20 11:41	GRB	TAL PIT
Total/NA	Prep	PrecSep-21			487338	10/30/20 12:33	AVB	TAL SL
Total/NA	Analysis	9315		1	492451	12/19/20 11:48	SCB	TAL SL
Total/NA	Prep	PrecSep_0			487342	10/30/20 13:09	AVB	TAL SL
Total/NA	Analysis	9320		1	492430	12/18/20 12:39	SCB	TAL SL
Total/NA	Analysis	Ra226_Ra228		1	492972	12/23/20 21:48	GRW	TAL SL

Client Sample ID: MW-5
Date Collected: 10/13/20 16:15
Date Received: 10/15/20 09:45

Lab Sample ID: 240-138359-3
Matrix: Water

Prep Type	Batch Type	Batch Method	Run	Dilution Factor	Batch Number	Prepared or Analyzed	Analyst	Lab
Total Recoverable	Prep	3005A			456639	10/19/20 14:00	MRL	TAL CAN
Total Recoverable	Analysis	6010D		1	457006	10/20/20 18:52	KLC	TAL CAN
Total Recoverable	Prep	3005A			456639	10/19/20 14:00	MRL	TAL CAN
Total Recoverable	Analysis	6020B		1	457219	10/21/20 12:12	DSH	TAL CAN
Total/NA	Prep	7470A			456705	10/19/20 14:00	MRL	TAL CAN
Total/NA	Analysis	7470A		1	457442	10/22/20 16:00	SLD	TAL CAN

Lab Chronicle

Client: Golder Associates Inc.
Project/Site: Mount Storm Power Station

Job ID: 240-138359-3
SDG: Phase A CCR

Client Sample ID: MW-5
Date Collected: 10/13/20 16:15
Date Received: 10/15/20 09:45

Lab Sample ID: 240-138359-3
Matrix: Water

Prep Type	Batch Type	Batch Method	Run	Dilution Factor	Batch Number	Prepared or Analyzed	Analyst	Lab
Total/NA	Analysis	9056A		1	459149	11/04/20 02:52	JWW	TAL CAN
Total/NA	Analysis	SM 2540C		1	334592	10/19/20 11:41	GRB	TAL PIT
Total/NA	Prep	PrecSep-21			487338	10/30/20 12:33	AVB	TAL SL
Total/NA	Analysis	9315		1	492451	12/19/20 11:50	SCB	TAL SL
Total/NA	Prep	PrecSep_0			487342	10/30/20 13:09	AVB	TAL SL
Total/NA	Analysis	9320		1	492430	12/18/20 12:40	SCB	TAL SL
Total/NA	Analysis	Ra226_Ra228		1	492972	12/23/20 21:48	GRW	TAL SL

Client Sample ID: MW-8
Date Collected: 10/13/20 15:52
Date Received: 10/15/20 09:45

Lab Sample ID: 240-138359-6
Matrix: Water

Prep Type	Batch Type	Batch Method	Run	Dilution Factor	Batch Number	Prepared or Analyzed	Analyst	Lab
Total Recoverable	Prep	3005A			456639	10/19/20 14:00	MRL	TAL CAN
Total Recoverable	Analysis	6010D		1	457006	10/20/20 19:05	KLC	TAL CAN
Total Recoverable	Prep	3005A			456639	10/19/20 14:00	MRL	TAL CAN
Total Recoverable	Analysis	6020B		1	457219	10/21/20 12:24	DSH	TAL CAN
Total/NA	Prep	7470A			456705	10/19/20 14:00	MRL	TAL CAN
Total/NA	Analysis	7470A		1	457442	10/22/20 16:06	SLD	TAL CAN
Total/NA	Analysis	9056A		1	459149	11/04/20 03:58	JWW	TAL CAN
Total/NA	Analysis	SM 2540C		1	334592	10/19/20 11:41	GRB	TAL PIT
Total/NA	Prep	PrecSep-21			487338	10/30/20 12:33	AVB	TAL SL
Total/NA	Analysis	9315		1	492451	12/19/20 11:52	SCB	TAL SL
Total/NA	Prep	PrecSep_0			487342	10/30/20 13:09	AVB	TAL SL
Total/NA	Analysis	9320		1	492430	12/18/20 12:40	SCB	TAL SL
Total/NA	Analysis	Ra226_Ra228		1	492972	12/23/20 21:48	GRW	TAL SL

Client Sample ID: MW-10
Date Collected: 10/13/20 14:47
Date Received: 10/15/20 09:45

Lab Sample ID: 240-138359-7
Matrix: Water

Prep Type	Batch Type	Batch Method	Run	Dilution Factor	Batch Number	Prepared or Analyzed	Analyst	Lab
Total Recoverable	Prep	3005A			456639	10/19/20 14:00	MRL	TAL CAN
Total Recoverable	Analysis	6010D		1	457006	10/20/20 19:09	KLC	TAL CAN
Total Recoverable	Prep	3005A			456639	10/19/20 14:00	MRL	TAL CAN
Total Recoverable	Analysis	6020B		1	457219	10/21/20 12:27	DSH	TAL CAN
Total/NA	Prep	7470A			456705	10/19/20 14:00	MRL	TAL CAN
Total/NA	Analysis	7470A		1	457442	10/22/20 16:08	SLD	TAL CAN
Total/NA	Analysis	9056A		1	459149	11/04/20 05:03	JWW	TAL CAN
Total/NA	Analysis	SM 2540C		1	334592	10/19/20 11:41	GRB	TAL PIT
Total/NA	Prep	PrecSep-21			487338	10/30/20 12:33	AVB	TAL SL
Total/NA	Analysis	9315		1	492451	12/19/20 11:52	SCB	TAL SL
Total/NA	Prep	PrecSep_0			487342	10/30/20 13:09	AVB	TAL SL
Total/NA	Analysis	9320		1	492430	12/18/20 12:41	SCB	TAL SL

Lab Chronicle

Client: Golder Associates Inc.
Project/Site: Mount Storm Power Station

Job ID: 240-138359-3
SDG: Phase A CCR

Client Sample ID: MW-10

Date Collected: 10/13/20 14:47
Date Received: 10/15/20 09:45

Lab Sample ID: 240-138359-7

Matrix: Water

Prep Type	Batch Type	Batch Method	Run	Dilution Factor	Batch Number	Prepared or Analyzed	Analyst	Lab
Total/NA	Analysis	Ra226_Ra228		1	492972	12/23/20 21:48	GRW	TAL SL

Client Sample ID: MW-FGDW6

Date Collected: 10/13/20 14:32
Date Received: 10/15/20 09:45

Lab Sample ID: 240-138359-14

Matrix: Water

Prep Type	Batch Type	Batch Method	Run	Dilution Factor	Batch Number	Prepared or Analyzed	Analyst	Lab
Total Recoverable	Prep	3005A			456639	10/19/20 14:00	MRL	TAL CAN
Total Recoverable	Analysis	6010D		1	457006	10/20/20 19:48	KLC	TAL CAN
Total Recoverable	Prep	3005A			456639	10/19/20 14:00	MRL	TAL CAN
Total Recoverable	Analysis	6020B		1	457219	10/21/20 12:36	DSH	TAL CAN
Total/NA	Prep	7470A			456705	10/19/20 14:00	MRL	TAL CAN
Total/NA	Analysis	7470A		1	457442	10/22/20 16:20	SLD	TAL CAN
Total/NA	Analysis	9056A		10	459149	11/04/20 07:35	JWW	TAL CAN
Total/NA	Analysis	9056A		50	464573	12/08/20 21:53	JMB	TAL CAN
Total/NA	Analysis	SM 2540C		1	334594	10/19/20 13:02	GRB	TAL PIT
Total/NA	Prep	PrecSep-21			487338	10/30/20 12:33	AVB	TAL SL
Total/NA	Analysis	9315		1	492451	12/19/20 11:50	SCB	TAL SL
Total/NA	Prep	PrecSep_0			487342	10/30/20 13:09	AVB	TAL SL
Total/NA	Analysis	9320		1	492430	12/18/20 12:41	SCB	TAL SL
Total/NA	Analysis	Ra226_Ra228		1	492972	12/23/20 21:48	GRW	TAL SL

Client Sample ID: FIELDBLANK

Date Collected: 10/13/20 10:05
Date Received: 10/15/20 09:45

Lab Sample ID: 240-138359-15

Matrix: Water

Prep Type	Batch Type	Batch Method	Run	Dilution Factor	Batch Number	Prepared or Analyzed	Analyst	Lab
Total Recoverable	Prep	3005A			456639	10/19/20 14:00	MRL	TAL CAN
Total Recoverable	Analysis	6010D		1	457006	10/20/20 19:52	KLC	TAL CAN
Total Recoverable	Prep	3005A			456639	10/19/20 14:00	MRL	TAL CAN
Total Recoverable	Analysis	6020B		1	457219	10/21/20 12:39	DSH	TAL CAN
Total/NA	Prep	7470A			456705	10/19/20 14:00	MRL	TAL CAN
Total/NA	Analysis	7470A		1	457442	10/22/20 16:22	SLD	TAL CAN
Total/NA	Analysis	9056A		1	459149	11/04/20 12:14	JWW	TAL CAN
Total/NA	Analysis	SM 2540C		1	334594	10/19/20 13:02	GRB	TAL PIT
Total/NA	Prep	PrecSep-21			487338	10/30/20 12:33	AVB	TAL SL
Total/NA	Analysis	9315		1	492451	12/19/20 11:50	SCB	TAL SL
Total/NA	Prep	PrecSep_0			487342	10/30/20 13:09	AVB	TAL SL
Total/NA	Analysis	9320		1	492430	12/18/20 12:42	SCB	TAL SL
Total/NA	Analysis	Ra226_Ra228		1	492972	12/23/20 21:48	GRW	TAL SL

Lab Chronicle

Client: Golder Associates Inc.
Project/Site: Mount Storm Power Station

Job ID: 240-138359-3
SDG: Phase A CCR

Client Sample ID: DUPLICATE

Date Collected: 10/13/20 09:30
Date Received: 10/15/20 09:45

Lab Sample ID: 240-138359-16

Matrix: Water

Prep Type	Batch Type	Batch Method	Run	Dilution Factor	Batch Number	Prepared or Analyzed	Analyst	Lab
Total Recoverable	Prep	3005A			456639	10/19/20 14:00	MRL	TAL CAN
Total Recoverable	Analysis	6010D		1	457006	10/20/20 19:57	KLC	TAL CAN
Total Recoverable	Prep	3005A			456639	10/19/20 14:00	MRL	TAL CAN
Total Recoverable	Analysis	6020B		1	457219	10/21/20 12:41	DSH	TAL CAN
Total/NA	Prep	7470A			456705	10/19/20 14:00	MRL	TAL CAN
Total/NA	Analysis	7470A		1	457442	10/22/20 16:24	SLD	TAL CAN
Total/NA	Analysis	9056A		1	459149	11/04/20 12:35	JWW	TAL CAN
Total/NA	Analysis	SM 2540C		1	334594	10/19/20 13:02	GRB	TAL PIT
Total/NA	Prep	PrecSep-21			487338	10/30/20 12:33	AVB	TAL SL
Total/NA	Analysis	9315		1	492451	12/19/20 11:52	SCB	TAL SL
Total/NA	Prep	PrecSep_0			487342	10/30/20 13:09	AVB	TAL SL
Total/NA	Analysis	9320		1	492430	12/18/20 12:42	SCB	TAL SL
Total/NA	Analysis	Ra226_Ra228		1	492972	12/23/20 21:48	GRW	TAL SL

Laboratory References:

TAL CAN = Eurofins TestAmerica, Canton, 4101 Shuffel Street NW, North Canton, OH 44720, TEL (330)497-9396

TAL PIT = Eurofins TestAmerica, Pittsburgh, 301 Alpha Drive, RIDC Park, Pittsburgh, PA 15238, TEL (412)963-7058

TAL SL = Eurofins TestAmerica, St. Louis, 13715 Rider Trail North, Earth City, MO 63045, TEL (314)298-8566

Accreditation/Certification Summary

Client: Golder Associates Inc.
Project/Site: Mount Storm Power Station

Job ID: 240-138359-3
SDG: Phase A CCR

Laboratory: Eurofins TestAmerica, Canton

The accreditations/certifications listed below are applicable to this report.

Authority	Program	Identification Number	Expiration Date
West Virginia DEP	State	210	12-31-20

Laboratory: Eurofins TestAmerica, Pittsburgh

The accreditations/certifications listed below are applicable to this report.

Authority	Program	Identification Number	Expiration Date
West Virginia DEP	State	142	01-31-21

Laboratory: Eurofins TestAmerica, St. Louis

All accreditations/certifications held by this laboratory are listed. Not all accreditations/certifications are applicable to this report.

Authority	Program	Identification Number	Expiration Date
Alaska (UST)	State	20-001	05-06-22
ANAB	Dept. of Defense ELAP	L2305	04-06-22
ANAB	Dept. of Energy	L2305.01	04-06-22
ANAB	ISO/IEC 17025	L2305	04-06-22
Arizona	State	AZ0813	12-08-21
California	Los Angeles County Sanitation Districts	10259	06-30-21
California	State	2886	02-10-21
Connecticut	State	PH-0241	03-31-21
Florida	NELAP	E87689	06-30-21
HI - RadChem Recognition	State	n/a	06-30-21
Illinois	NELAP	004553	11-30-21
Iowa	State	373	12-01-22
Kansas	NELAP	E-10236	10-31-21
Kentucky (DW)	State	KY90125	12-31-20
Louisiana	NELAP	04080	06-30-21
Louisiana (DW)	State	LA011	12-31-20
Maryland	State	310	09-30-21
MI - RadChem Recognition	State	9005	06-30-21
Missouri	State	780	06-30-22
Nevada	State	MO000542020-1	07-31-21
New Jersey	NELAP	MO002	06-30-21
New York	NELAP	11616	01-04-21
North Dakota	State	R-207	06-30-21
NRC	NRC	24-24817-01	12-31-22
Oklahoma	State	9997	08-31-21
Oregon	NELAP	4157	09-01-21
Pennsylvania	NELAP	68-00540	02-10-21
South Carolina	State	85002001	06-30-21
Texas	NELAP	T104704193-19-13	07-31-21
US Fish & Wildlife	US Federal Programs	058448	07-31-21
USDA	US Federal Programs	P330-17-00028	03-11-23
Utah	NELAP	MO000542019-11	07-31-21
Virginia	NELAP	10310	06-14-21
Washington	State	C592	08-30-21
West Virginia DEP	State	381	10-31-21

Eurofins TestAmerica, Canton
4101 Shuffel Street NW

North Canton, OH 44720-6900
phone 330.497.9396 fax 330.497.0772

Chain of Custody Record

eurofins | Environment Testing TestAmerica

Regulatory Program: ☐ DW ☑ NPDES ☐ RCRA ☐ Other:

TestAmerica Laboratories, Inc. d/b/a Eurofins TestAmerica

Client Contact	Project Manager: Rachel Powell	Site Contact: Rachel Powell	Date: 10/13/2020	COC No: 1 of 2 COCs
Golder Associates Inc.	Email: ripowell@golder.com	Lab Contact: Roxanne Cisneros	Carrier: FEDEX	TALS Project #:
2108 West Laburnum Ave, Suite 200	Tel/Fax: 804-517-3381			Sampler: Catelyn Joyner/Patrick Trout
Richmond/VA/USA	Analysis Turnaround Time			For Lab Use Only:
(804) 358-7900 Phone	☐ CALENDAR DAYS ☐ WORKING DAYS			Walk-in Client:
(804) 517-3381 Cell	TAT if different from Below STANDARD			Lab Sampling:
Project Name: Phase A&B NPDES	☐ 2 weeks			
Site: Mt. Storm, WV	☐ 1 week			Job / SDG No.:
P O # 20139936	☐ 2 days			
	☐ 1 day			

Sample Identification	Sample Date	Sample Time	Sample Type (C=Comp, G=Grab)	Matrix	# of Cont.	Filtered Sample (Y/N)	Perform MS/MSD (Y/N)	Diss (Al, Sb, As, Ba, Be, B, Cd, Cu)	Diss (Fe, Pb, Mn, Hg, Ni, Se, Tl)	Total Chromium	Cl, SO4	Nitrite+Nitrate Nitrogen	TDS, TSS	Total Ammonia Nitrogen	Analyzed	pH (s.u)	Cond (umhos)	Temp (°C)
MW-22	10/13/20	0901	G	GW	6	Y	N	X	X	X	X	X	X	X	0859	6.65	570	~~10.7~~ 9.4
MW FGDW2		0854			18	Y	Y	X	X	X	X	X	X	X	0853	6.50	402.5	11.2
MW-5		1615			6	Y	N	X	X	X	X	X	X	X	1613	6.75	221.6	9.6
MW-6R		1029			6	Y	N	X	X	X	X	X	X	X	1028	6.94	421.3	10.3
MW-7		1326			6	Y	N	X	X	X	X	X	X	X	1324	7.44	365.9	9.8
MW-8		1552			6	Y	N	X	X	X	X	X	X	X	1551	6.10	282.7	9.3
MW-10		1447			6	Y	N	X	X	X	X	X	X	X	1445	4.64	52.7	9.9
MW-12R		1140			6	Y	N	X	X	X	X	X	X	X	1139	4.52	28.1	10.9
MW-13		1055			6	Y	N	X	X	X	X	X	X	X	1053	4.65	87.1	10.7
MW-14		1158			6	Y	N	X	X	X	X	X	X	X	1155	4.43	210.7	10.2
MW FGDW3		1230			6	Y	N	X	X	X	X	X	X	X	1229	5.06	36.0	10.2
MW FGDW4		1307			6	Y	N	X	X	X	X	X	X	X	1306	4.82	31.0	10.5
Preservation Used: 1= Ice, 2= HCl; 3= H2SO4; 4=HNO3; 5=NaOH; 6= Other								4	4	4	1	3	1	3				

Possible Hazard Identification:
Are any *samples from* a listed EPA Hazardous Waste? Please List any EPA Waste Codes for the sample in the Comments Section if the lab is to dispose of the sample.

☑ Non-Hazard ☐ Flammable ☐ Skin Irritant ☐ Poison B ☐ Unknown

Sample Disposal (A fee may be assessed if samples are retained longer than 1 month)

☐ Return to Client ☑ Disposal by Lab ☐ Archive for _____ Months

Special Instructions/QC Requirements & Comments: All samples preserved on ice. Level II Data Package requested. Please see reporting group F for additonal details.

Custody Seals Intact: ☐ Yes ☐ No | Custody Seal No.: | Cooler Temp. (°C): Obs'd: _____ Corr'd: _____ | Therm ID No.: _____

Relinquished by:	Company: Golder Associates Inc.	Date/Time: 10/14/2020 0920	Received by:	Company: TA	Date/Time: 10-15-20 945
Relinquished by:	Company:	Date/Time:	Received by:	Company:	Date/Time:
Relinquished by:	Company:	Date/Time:	Received in Laboratory by:	Company:	Date/Time:

Form No. CA-C-WI-002, Rev. 4.26, dated 7/25/2019

Eurofins TestAmerica, Canton
4101 Shuffel Street NW

North Canton, OH 44720-6900
phone 330.497.9396 fax 330.497.0772

Chain of Custody Record

eurofins | Environment Testing TestAmerica

Regulatory Program: ☐ DW ☑ NPDES ☐ RCRA ☐ Other:

TestAmerica Laboratories, Inc. d/b/a Eurofins TestAmerica

Client Contact	Project Manager: Rachel Powell	Site Contact: Rachel Powell	Date: 10/13/2020	COC No:
Golder Associates Inc.	Email: ripowell@golder.com	Lab Contact: Roxanne Cisneros	Carrier: FEDEX	2 of 2 COCs
2108 West Laburnum Ave, Suite 200	Tel/Fax: 804-517-3381			TALS Project #:
Richmond/VA/USA	Analysis Turnaround Time			Sampler: Catelyn Joyner/Patrick Trout
(804) 358-7900 Phone	☐ CALENDAR DAYS ☐ WORKING DAYS			For Lab Use Only:
(804) 517-3381 Cell	TAT if different from Below STANDARD			Walk-in Client:
Project Name: Phase A&B NPDES	☐ 2 weeks			Lab Sampling:
Site: Mt. Storm, WV	☐ 1 week			Job / SDG No.:
P O # 20139936	☐ 2 days ☐ 1 day			

Sample Identification	Sample Date	Sample Time	Sample Type (C=Comp, G=Grab)	Matrix	# of Cont.	Filtered Sample (Y/N)	Perform MS / MSD (Y/N)	Diss (Al, Sb, As, Ba, Be, B, Cd, Cu)	Diss (Fe, Pb, Mn, Hg, Ni, Se, Tl)	Total Chromium	Cl, SO4	Nitrite+Nitrate Nitrogen	TDS, TSS	Total Ammonia Nitrogen	Total (Al,Sb,As,Ba,Be,B,Cd,Cu,Fe,Pb,Mn,Hg,Ni,Se,Tl)	Calcium, Magnesium, Hardness	Se, Tl, Sn	Analyzed	pH (S.U.)	Cond (uS/cm)	Temp (°C)
MWFGDW5	10/13/2020	1342	G	GW	6	Y	N	X	X	X	X	X	X	X				1341	4.82	345.2	10.9
MWFGDW6	↓	1432	↓	↓	6	Y	N	X	X	X	X	X	X	X				1431	6.89	148.7	11.1
Field Blank		~~0930~~ 0930			6	N	N	X	X	X	X	X	X	X				-	-	-	-
DUPLICATE		0930			6	Y	N	X	X	X	X	X	X	X				-	-	-	-
								4	4	4	1	3	1	3							

Sample Specific Notes:

Preservation Used: 1= Ice, 2= HCl; 3= H2SO4; 4=HNO3; 5=NaOH; 6= Other _____

Possible Hazard Identification:
Are any samples from a listed EPA Hazardous Waste? Please List any EPA Waste Codes for the sample in the Comments Section if the lab is to dispose of the sample.

☑ Non-Hazard ☐ Flammable ☐ Skin Irritant ☐ Poison B ☐ Unknown

Sample Disposal (A fee may be assessed if samples are retained longer than 1 month)

☐ Return to Client ☑ Disposal by Lab ☐ Archive for _____ Months

Special Instructions/QC Requirements & Comments: All samples preserved on ice. Level II Data Package requested. Please see reporting group F for additonal details.

Custody Seals Intact: ☐ Yes ☐ No	Custody Seal No.:		Cooler Temp. (°C): Obs'd:	Corr'd:	Therm ID No.:
Relinquished by:	Company: Golder Associates Inc.	Date/Time: 10/14/2020 0900	Received by:	Company: TA	Date/Time: 10-15-20 945
Relinquished by:	Company:	Date/Time:	Received by:	Company:	Date/Time:
Relinquished by:	Company:	Date/Time:	Received in Laboratory by:	Company:	Date/Time:

Form No. CA-C-WI-002, Rev. 4.26, dated 7/25/2019

Eurofins TestAmerica Canton Sample Receipt Form/Narrative **Login # : 138359**
Canton Facility

Client Golder Site Name _____ Cooler unpacked by:

Cooler Received on 10-15-20 Opened on 10-15-20

FedEx: 1st Grd Exp UPS FAS Clipper Client Drop Off TestAmerica Courier Other _____

Receipt After-hours: Drop-off Date/Time _____ Storage Location _____

TestAmerica Cooler # _____ Foam Box Client Cooler Box Other _____

Packing material used: Bubble Wrap Foam Plastic Bag None Other _____

COOLANT: Wet Ice Blue Ice Dry Ice Water None

1. Cooler temperature upon receipt ☐ See Multiple Cooler Form

IR GUN# IR-11 (CF **+0.9** °C) Observed Cooler Temp._____°C Corrected Cooler Temp._____°C

IR GUN #IR-12 (CF **+0.5**°C) Observed Cooler Temp._____°C Corrected Cooler Temp._____°C

2. Were tamper/custody seals on the outside of the cooler(s)? If Yes Quantity 11	Yes	No
-Were the seals on the outside of the cooler(s) signed & dated?	Yes	No NA
-Were tamper/custody seals on the bottle(s) or bottle kits (LLHg/MeHg)?	Yes	No
-Were tamper/custody seals intact and uncompromised?	Yes	No NA
3. Shippers' packing slip attached to the cooler(s)?	Yes	No
4. Did custody papers accompany the sample(s)?	Yes	No
5. Were the custody papers relinquished & signed in the appropriate place?	Yes	No
6. Was/were the person(s) who collected the samples clearly identified on the COC?	Yes	No
7. Did all bottles arrive in good condition (Unbroken)?	Yes	No
8. Could all bottle labels (ID/Date/Time) be reconciled with the COC?	Yes	No
9. For each sample, does the COC specify preservatives (Y/N), # of containers (Y/N), and sample type of grab/comp(Y/N)?		
10. Were correct bottle(s) used for the test(s) indicated?	Yes	No
11. Sufficient quantity received to perform indicated analyses?	Yes	No
12. Are these work share samples and all listed on the COC?	Yes	No
If yes, Questions 13-17 have been checked at the originating laboratory.		
13. Were all preserved sample(s) at the correct pH upon receipt?	Yes	No NA pH Strip Lot# **HC907861**
14. Were VOAs on the COC?	Yes	No
15. Were air bubbles >6 mm in any VOA vials? ● ⬅ Larger than this.	Yes	No NA
16. Was a VOA trip blank present in the cooler(s)? Trip Blank Lot #_____	Yes	No
17. Was a LL Hg or Me Hg trip blank present? _____	Yes	No

Tests that are not checked for pH by Receiving:

VOAs
Oil and Grease
TOC

Contacted PM _____ Date _____ by _____ via Verbal Voice Mail Other

Concerning _____

18. CHAIN OF CUSTODY & SAMPLE DISCREPANCIES ☐ additional next page | Samples processed by:

19. SAMPLE CONDITION

Sample(s) _____ were received after the recommended holding time had expired.

Sample(s) _____ were received in a broken container.

Sample(s) _____ were received with bubble >6 mm in diameter. (Notify PM)

20. SAMPLE PRESERVATION

Sample(s) _____ were further preserved in the laboratory.

Time preserved: _____ Preservative(s) added/Lot number(s): _____

VOA Sample Preservation - Date/Time VOAs Frozen: _____

Login # : 138359

Eurofins TestAmerica Canton Sample Receipt Multiple Cooler Form				
Cooler Description (Circle)	IR Gun # (Circle)	Observed Temp °C	Corrected Temp °C	Coolant (Circle)
TA Client Box Other	IR-10 IR-11	2.1	3.0	Wet Ice Blue Ice Dry Ice Water None
TA Client Box Other	IR-10 IR-11	1.4	2.3	Wet Ice Blue Ice Dry Ice Water None
TA Client Box Other	IR-10 IR-11	0.8	1.7	Wet Ice Blue Ice Dry Ice Water None
TA Client Box Other	IR-10 IR-11	2.3	3.2	Wet Ice Blue Ice Dry Ice Water None
TA Client Box Other	IR-10 IR-11	1.3	2.2	Wet Ice Blue Ice Dry Ice Water None
TA Client Box Other	IR-10 IR-11	0.7	1.6	Wet Ice Blue Ice Dry Ice Water None
TA Client Box Other	IR-10 IR-11	2.4	3.3	Wet Ice Blue Ice Dry Ice Water None
TA Client Box Other	IR-10 IR-11	1.5	2.4	Wet Ice Blue Ice Dry Ice Water None
TA Client Box Other	IR-10 IR-11	0.7	1.6	Wet Ice Blue Ice Dry Ice Water None
TA Client Box Other	IR-10 IR-11	1.2	2.1	Wet Ice Blue Ice Dry Ice Water None
TA Client Box Other	IR-10 IR-11	3.0	3.9	Wet Ice Blue Ice Dry Ice Water None
TA Client Box Other	IR-10 IR-11			Wet Ice Blue Ice Dry Ice Water None
TA Client Box Other	IR-10 IR-11			Wet Ice Blue Ice Dry Ice Water None
TA Client Box Other	IR-10 IR-11			Wet Ice Blue Ice Dry Ice Water None
TA Client Box Other	IR-10 IR-11			Wet Ice Blue Ice Dry Ice Water None
TA Client Box Other	IR-10 IR-11			Wet Ice Blue Ice Dry Ice Water None
TA Client Box Other	IR-10 IR-11			Wet Ice Blue Ice Dry Ice Water None
TA Client Box Other	IR-10 IR-11			Wet Ice Blue Ice Dry Ice Water None
TA Client Box Other	IR-10 IR-11			Wet Ice Blue Ice Dry Ice Water None
TA Client Box Other	IR-10 IR-11			Wet Ice Blue Ice Dry Ice Water None
TA Client Box Other	IR-10 IR-11			Wet Ice Blue Ice Dry Ice Water None
TA Client Box Other	IR-10 IR-11			Wet Ice Blue Ice Dry Ice Water None
TA Client Box Other	IR-10 IR-11			Wet Ice Blue Ice Dry Ice Water None
TA Client Box Other	IR-10 IR-11			Wet Ice Blue Ice Dry Ice Water None
TA Client Box Other	IR-10 IR-11			Wet Ice Blue Ice Dry Ice Water None
TA Client Box Other	IR-10 IR-11			Wet Ice Blue Ice Dry Ice Water None
TA Client Box Other	IR-10 IR-11			Wet Ice Blue Ice Dry Ice Water None
TA Client Box Other	IR-10 IR-11			Wet Ice Blue Ice Dry Ice Water None
TA Client Box Other	IR-10 IR-11			Wet Ice Blue Ice Dry Ice Water None
TA Client Box Other	IR-10 IR-11			Wet Ice Blue Ice Dry Ice Water None
TA Client Box Other	IR-10 IR-11			Wet Ice Blue Ice Dry Ice Water None
TA Client Box Other	IR-10 IR-11			Wet Ice Blue Ice Dry Ice Water None
TA Client Box Other	IR-10 IR-11			Wet Ice Blue Ice Dry Ice Water None
TA Client Box Other	IR-10 IR-11			Wet Ice Blue Ice Dry Ice Water None
				☐ See Temperature Excursion Form

WI-NC-099 Cooler Receipt Form Page 2 – Multiple Coolers

Login Container Summary Report

Temperature readings: _____

Client Sample ID	Lab ID	Container Type	Container pH	Container Temp	Preservative Added (mls)	Lot #
MW-22	240-138359-A-1	Plastic 250ml - with Sulfuric Acid	<2			
MW-22	240-138359-C-1	Plastic 500ml - with Sulfuric Acid	<2			
MW-22	240-138359-D-1	Plastic 500ml - with Nitric Acid	<2			
MW-22	240-138359-E-1	Plastic 500ml - w/ Nitric - Dis.	<2			
MW-FGDW2	240-138359-A-2	Plastic 250ml - with Sulfuric Acid	<2			
MW-FGDW2	240-138359-B-2	Plastic 250ml - with Sulfuric Acid	<2			
MW-FGDW2	240-138359-C-2	Plastic 250ml - with Sulfuric Acid	<2			
MW-FGDW2	240-138359-G-2	Plastic 500ml - with Sulfuric Acid	<2			
MW-FGDW2	240-138359-H-2	Plastic 500ml - with Sulfuric Acid	<2			
MW-FGDW2	240-138359-I-2	Plastic 500ml - with Sulfuric Acid	<2			
MW-FGDW2	240-138359-J-2	Plastic 500ml - with Nitric Acid	<2			
MW-FGDW2	240-138359-K-2	Plastic 500ml - with Nitric Acid	<2			
MW-FGDW2	240-138359-L-2	Plastic 500ml - with Nitric Acid	<2			
MW-FGDW2	240-138359-M-2	Plastic 500ml - w/ Nitric - Dis.	<2			
MW-FGDW2	240-138359-N-2	Plastic 500ml - w/ Nitric - Dis.	<2			
MW-FGDW2	240-138359-O-2	Plastic 500ml - w/ Nitric - Dis.	<2			
MW-5	240-138359-A-3	Plastic 250ml - with Sulfuric Acid	<2			
MW-5	240-138359-C-3	Plastic 500ml - with Sulfuric Acid	<2			
MW-5	240-138359-D-3	Plastic 500ml - with Nitric Acid	<2			
MW-5	240-138359-E-3	Plastic 500ml - w/ Nitric - Dis.	<2			
MW-6R	240-138359-A-4	Plastic 250ml - with Sulfuric Acid	<2			
MW-6R	240-138359-C-4	Plastic 500ml - with Sulfuric Acid	<2			
MW-6R	240-138359-D-4	Plastic 500ml - with Nitric Acid	<2			
MW-6R	240-138359-E-4	Plastic 500ml - w/ Nitric - Dis.	<2			
MW-7	240-138359-A-5	Plastic 250ml - with Sulfuric Acid	<2			
MW-7	240-138359-C-5	Plastic 500ml - with Sulfuric Acid	<2			
MW-7	240-138359-D-5	Plastic 500ml - with Nitric Acid	<2			
MW-7	240-138359-E-5	Plastic 500ml - w/ Nitric - Dis.	<2			
MW-8	240-138359-A-6	Plastic 250ml - with Sulfuric Acid	<2			
MW-8	240-138359-C-6	Plastic 500ml - with Sulfuric Acid	<2			
MW-8	240-138359-D-6	Plastic 500ml - with Nitric Acid	<2			
MW-8	240-138359-E-6	Plastic 500ml - w/ Nitric - Dis.	<2			
MW-10	240-138359-A-7	Plastic 250ml - with Sulfuric Acid	<2			
MW-10	240-138359-C-7	Plastic 500ml - with Sulfuric Acid	<2			
MW-10	240-138359-D-7	Plastic 500ml - with Nitric Acid	<2			

Client Sample ID	Lab ID	Container Type	Container pH	Container Temp	Preservative Added (mls)	Lot #
MW-10	240-138359-E-7	Plastic 500ml - w/ Nitric - Dis.	<2			
MW-12R	240-138359-A-8	Plastic 250ml - with Sulfuric Acid	<2			
MW-12R	240-138359-C-8	Plastic 500ml - with Sulfuric Acid	<2			
MW-12R	240-138359-D-8	Plastic 500ml - with Nitric Acid	<2			
MW-12R	240-138359-E-8	Plastic 500ml - w/ Nitric - Dis.	<2			
MW-13	240-138359-A-9	Plastic 250ml - with Sulfuric Acid	<2			
MW-13	240-138359-C-9	Plastic 500ml - with Sulfuric Acid	<2			
MW-13	240-138359-D-9	Plastic 500ml - with Nitric Acid	<2			
MW-13	240-138359-E-9	Plastic 500ml - w/ Nitric - Dis.	<2			
MW-14	240-138359-A-10	Plastic 250ml - with Sulfuric Acid	<2			
MW-14	240-138359-C-10	Plastic 500ml - with Sulfuric Acid	<2			
MW-14	240-138359-D-10	Plastic 500ml - with Nitric Acid	<2			
MW-14	240-138359-E-10	Plastic 500ml - w/ Nitric - Dis.	<2			
MW-FGD3	240-138359-A-11	Plastic 250ml - with Sulfuric Acid	<2			
MW-FGD3	240-138359-C-11	Plastic 500ml - with Sulfuric Acid	<2			
MW-FGD3	240-138359-D-11	Plastic 500ml - with Nitric Acid	<2			
MW-FGD3	240-138359-E-11	Plastic 500ml - w/ Nitric - Dis.	<2			
MW-FGD4	240-138359-A-12	Plastic 250ml - with Sulfuric Acid	<2			
MW-FGD4	240-138359-C-12	Plastic 500ml - with Sulfuric Acid	<2			
MW-FGD4	240-138359-D-12	Plastic 500ml - with Nitric Acid	<2			
MW-FGD4	240-138359-E-12	Plastic 500ml - w/ Nitric - Dis.	<2			
MW-FGD5	240-138359-A-13	Plastic 250ml - with Sulfuric Acid	<2			
MW-FGD5	240-138359-C-13	Plastic 500ml - with Sulfuric Acid	<2			
MW-FGD5	240-138359-D-13	Plastic 500ml - with Nitric Acid	<2			
MW-FGD5	240-138359-E-13	Plastic 500ml - w/ Nitric - Dis.	<2			
MW-FGD6	240-138359-A-14	Plastic 250ml - with Sulfuric Acid	<2			
MW-FGD6	240-138359-C-14	Plastic 500ml - with Sulfuric Acid	<2			
MW-FGD6	240-138359-D-14	Plastic 500ml - with Nitric Acid	<2			
MW-FGD6	240-138359-E-14	Plastic 500ml - w/ Nitric - Dis.	<2			
FIELDBLANK	240-138359-A-15	Plastic 250ml - with Sulfuric Acid	<2			
FIELDBLANK	240-138359-C-15	Plastic 500ml - with Sulfuric Acid	<2			
FIELDBLANK	240-138359-D-15	Plastic 500ml - with Nitric Acid	<2			
FIELDBLANK	240-138359-E-15	Plastic 500ml - w/ Nitric - Dis.	<2			
DUPLICATE	240-138359-A-16	Plastic 250ml - with Sulfuric Acid	<2			
DUPLICATE	240-138359-C-16	Plastic 500ml - with Sulfuric Acid	<2			
DUPLICATE	240-138359-D-16	Plastic 500ml - with Nitric Acid	<2			
DUPLICATE	240-138359-E-16	Plastic 500ml - w/ Nitric - Dis.	<2			

Eurofins TestAmerica, Canton
4101 Shuffel Street NW
North Canton, OH 44720
Phone: 330-497-9396 Fax: 330-497-0772

Chain of Custody Record

eurofins Environment Testing America

Client Information (Sub Contract Lab)	Sampler:	Lab PM: Cisneros, Roxanne	Carrier Tracking No(s):	COC No: 240-127308.1
Client Contact: Shipping/Receiving	Phone:	E-Mail: roxanne.cisneros@Eurofinset.com	State of Origin: West Virginia	Page: Page 1 of 1
Company: TestAmerica Laboratories, Inc.		Accreditations Required (See note): State Program - West Virginia DEP		Job #: 240-138359-3
Address: 13715 Rider Trail North, ,	Due Date Requested: 11/12/2020			
City: Earth City	TAT Requested (days):			
State, Zip: MO, 63045				
Phone: 314-298-8566(Tel) 314-298-8757(Fax)	PO #:			
Email:	WO #:			
Project Name: Mount Storm Power Station	Project #: 24021758			
Site:	SSOW#:			

Analysis Requested

Preservation Codes:

A - HCL	M - Hexane
B - NaOH	N - None
C - Zn Acetate	O - AsNaO2
D - Nitric Acid	P - Na2O4S
E - NaHSO4	Q - Na2SO3
F - MeOH	R - Na2S2O3
G - Amchlor	S - H2SO4
H - Ascorbic Acid	T - TSP Dodecahydrate
I - Ice	U - Acetone
J - DI Water	V - MCAA
K - EDTA	W - pH 4-5
L - EDA	Z - other (specify)

Other:

Sample Identification - Client ID (Lab ID)	Sample Date	Sample Time	Sample Type (C=comp, G=grab)	Matrix (W=water, S=solid, O=waste/oil, BT=Tissue, A=Air)	Field Filtered Sample (Yes or No)	Perform MS/MSD (Yes or No)	9315_Ra226/PrecSep_21 Standard Target List	9320_Ra228/PrecSep_0 Standard Target List	Ra226Ra228_GFPC/ (MOD) Local Method	Total Number of containers	Special Instructions/Note:
			Preservation Code:								
MW-FGDW2 (240-138359-2)	10/13/20	08:54 Eastern		Water			X	X	X	2	Run once, report twice (job series-2,-3)

Note: Since laboratory accreditations are subject to change, Eurofins TestAmerica places the ownership of method, analyte & accreditation compliance upon out subcontract laboratories. This sample shipment is forwarded under chain-of-custody. If the laboratory does not currently maintain accreditation in the State of Origin listed above for analysis/tests/matrix being analyzed, the samples must be shipped back to the Eurofins TestAmerica laboratory or other instructions will be provided. Any changes to accreditation status should be brought to Eurofins TestAmerica attention immediately. If all requested accreditations are current to date, return the signed Chain of Custody attesting to said complicance to Eurofins TestAmerica.

Possible Hazard Identification	Sample Disposal (A fee may be assessed if samples are retained longer than 1 month)
Unconfirmed	☐ Return To Client ☐ Disposal By Lab ☐ Archive For _____ Months
Deliverable Requested: I, II, III, IV, Other (specify) Primary Deliverable Rank: 2	Special Instructions/QC Requirements:

Empty Kit Relinquished by:	Date:	Time:	Method of Shipment:

	Relinquished by:	Date/Time:	Company	Received by:	Date/Time:	Company
1	[signature]	10-29-20 1208	240	FED EX		
2	FED EX			[signature]	10/30/2020 0858	EAS
3						

Custody Seals Intact: Δ Yes Δ No	Custody Seal No.:	Cooler Temperature(s) °C and Other Remarks:

Ver: 01/16/2019

Login Sample Receipt Checklist

Client: Golder Associates Inc.

Job Number: 240-138359-3
SDG Number: Phase A CCR

Login Number: 138359
List Number: 2
Creator: Watson, Debbie

List Source: Eurofins TestAmerica, Pittsburgh
List Creation: 10/17/20 04:39 PM

Question	Answer	Comment
Radioactivity wasn't checked or is </= background as measured by a survey meter.	N/A	
The cooler's custody seal, if present, is intact.	True	
Sample custody seals, if present, are intact.	True	
The cooler or samples do not appear to have been compromised or tampered with.	True	
Samples were received on ice.	True	
Cooler Temperature is acceptable.	True	
Cooler Temperature is recorded.	True	
COC is present.	True	
COC is filled out in ink and legible.	True	
COC is filled out with all pertinent information.	True	
Is the Field Sampler's name present on COC?	N/A	
There are no discrepancies between the containers received and the COC.	True	
Samples are received within Holding Time (excluding tests with immediate HTs)	True	
Sample containers have legible labels.	True	
Containers are not broken or leaking.	True	
Sample collection date/times are provided.	True	
Appropriate sample containers are used.	True	
Sample bottles are completely filled.	True	
Sample Preservation Verified.	True	
There is sufficient vol. for all requested analyses, incl. any requested MS/MSDs	True	
Containers requiring zero headspace have no headspace or bubble is <6mm (1/4").	True	
Multiphasic samples are not present.	True	
Samples do not require splitting or compositing.	True	
Residual Chlorine Checked.	N/A	

Login Sample Receipt Checklist

Client: Golder Associates Inc.

Job Number: 240-138359-3
SDG Number: Phase A CCR

Login Number: 138359
List Number: 3
Creator: Korrinhizer, Micha L

List Source: Eurofins TestAmerica, St. Louis
List Creation: 10/21/20 04:57 PM

Question	Answer	Comment
Radioactivity wasn't checked or is </= background as measured by a survey meter.	True	
The cooler's custody seal, if present, is intact.	True	
Sample custody seals, if present, are intact.	True	
The cooler or samples do not appear to have been compromised or tampered with.	True	
Samples were received on ice.	True	
Cooler Temperature is acceptable.	True	
Cooler Temperature is recorded.	True	
COC is present.	True	
COC is filled out in ink and legible.	True	
COC is filled out with all pertinent information.	True	
Is the Field Sampler's name present on COC?	True	
There are no discrepancies between the containers received and the COC.	True	
Samples are received within Holding Time (excluding tests with immediate HTs)	True	
Sample containers have legible labels.	True	
Containers are not broken or leaking.	True	
Sample collection date/times are provided.	True	
Appropriate sample containers are used.	True	
Sample bottles are completely filled.	True	
Sample Preservation Verified.	True	
There is sufficient vol. for all requested analyses, incl. any requested MS/MSDs	True	
Containers requiring zero headspace have no headspace or bubble is <6mm (1/4").	True	
Multiphasic samples are not present.	True	
Samples do not require splitting or compositing.	True	
Residual Chlorine Checked.	N/A	

APPENDIX B

FIRST SEMI-ANNUAL 2021 ASSESSMENT MONITORING PROGRAM EVENT FIELD DATA SHEETS, LABORATORY CERTIFICATES OF ANALYSIS, CHAIN-OF-CUSTODY FORMS, AND DATA VALIDATION FORMS

Date: 4/26/21

GOLDER

WELL GAUGING LOG

Project Name: MSPS Phase A&B

Project No./Task No.: 2013993621

Sampler(s): John England, Collin Megee

Equipment: Water Level Indicator

Well ID	Personnel (initials)	Time	DTW (feet)	DTB (feet)	Well Condition Summary				
					Protective Casing	Well Casing	Label	Lock	Pad Condition
MW-22	JE	1520	16.85	—	(OK) Damaged	(OK) Damaged	(OK) Inadequate	(Yes) No	(OK) Damaged
MWFGDW2	JE	1652	18.50	—	(OK) Damaged	(OK) Damaged	(OK) Inadequate	(Yes) No	OK (Damaged)
MW-5	CM	1531	36.37	—	X OK Damaged	X OK Damaged	X OK Inadequate	X Yes No	X OK Damaged
MW-6R	CM	1633	61.13	—	X OK Damaged	X OK Damaged	X OK Inadequate	X Yes No	OK X Damaged
MW-7	CM	1610	26.60	—	X OK Damaged	X OK Damaged	X OK Inadequate	X Yes No	X OK Damaged
MW-8	CM	1502	17.97	—	X OK Damaged	X OK Damaged	X OK Inadequate	X Yes No	X OK Damaged
MW-10	CM	1542	23.32	—	X OK Damaged	X OK Damaged	X OK Inadequate	X Yes No	X OK Damaged
MW-12R	CM	1706	10.60	—	X OK Damaged	X OK Damaged	X OK Inadequate	X Yes No	X OK Damaged
MW-13	CM	1617	20.79	—	X OK Damaged	X OK Damaged	X OK Inadequate	X Yes No	X OK Damaged
MW-14	CM	1610	23.78	—	X OK Damaged	X OK Damaged	X OK Inadequate	X Yes No	X OK Damaged
MWFGDW3	CM	1436	13.20	—	X OK Damaged	X OK Damaged	X OK Inadequate	X Yes No	X OK Damaged
MWFGDW4	CM	1428	20.60	—	X OK Damaged	X OK Damaged	X OK Inadequate	X Yes No	X OK Damaged
MWFGDW5	JE	1439	0.00	—	(OK) Damaged	(OK) Damaged	(OK) Inadequate	(Yes) No	(OK) Damaged
MWFGDW6	JE	1425	18.00	—	(OK) Damaged	(OK) Damaged	(OK) Inadequate	(Yes) No	(OK) Damaged
					OK Damaged	OK Damaged	OK Inadequate	Yes No	OK Damaged
					OK Damaged	OK Damaged	OK Inadequate	Yes No	OK Damaged
					OK Damaged	OK Damaged	OK Inadequate	Yes No	OK Damaged

Observations/Notes: MW-6R - pad is cracked

Signature: [signature]

QA/QC Signature: John England

Date: 4/26/21

Date: 4/26/21

Page 1 of 1

GOLDER

MICROPURGE SAMPLING LOG

Date: 4/28/21

Weather: Cloudy 60s

Project Name: Mt. Storm

Project No./Task No.: 20139393621

Event: 1SA21 NPDES + A+B CCR

Sampler(s): J. England

Well ID: MWFG-DW2

Field Calibration Completed: 04/28/21 @ 0755

Well Diameter: 2.0 inches

Initial Depth to Water: 18.03 feet

Depth to Bottom: — feet

Water Column Thickness: — feet

Equipment Used:
- [x] WL Indicator
- [x] YSI 19E104904
- [ ] In-Situ —
- [ ] Turbidity Meter
- [ ] Peristaltic Pump
- [ ] MP-10 Controller Box
- [ ] Air Tank
- [ ] Compressor
- [x] MP-15 Controller Box
- [x] Dedicated Bladder Pump
- [ ] Non-dedicated BP
- [ ] —

Time (5 minute int.)	pH (S.U.)	Sp. Cond. (uS/cm)°C	Turbidity (NTU)	Dissolved Oxygen (mg/L)	Temp. (°C)	ORP (mV)	DTW (feet)	Flow Rate (mL/min)
Stabilization	+/- 0.1	+/- 3%	if >10, +/- 10%	+/- 10%	+/- 1°C	+/- 10 mV	<0.3 feet	<500
1020	6.52	283.5	4.3	6.80	8.4	71.2	18.10	250
1025	6.55	282.0	2.7	6.20	8.4	103.5	18.10	250
1030	6.55	280.1	1.9	6.20	8.4	108.2	18.10	250
1035	6.55	279.5	1.6	6.20	8.4	104.9	18.10	250
1040	SAMPLED							250
1230	6.65	264.1	2.0	6.63	8.7	159.8	18.12	250

Purge Cycle (End): 26/4 scc @ 20 psi

Flow Rate (ml/min End): ~ 250

Purge volume (gallons) prior to stabilization monitoring (3/8" I.D. Tube: Vol=Depth to Pump x 0.006 gal/ft): ~ 0.25

Total Purge Volume (Gallons): ~ 2.5

Purge Water Management: on site containment

Purge Observations (color, odor, turbidity, sheen): purge time: 1010 / clear grab sample

Sample Time: 1040

Field Filtered (0.45um): [x] Yes [ ] No

Sample Parameters/Analyte(s):
- [ ] Petro (DRO)
- [x] CCR Appendix III
- [x] CCR Appendix IV
- [ ] Closed 5-year NPDES (Diss [Ba, Bo, Fe, Mn], SO4, TDS, TSS)
- [x] Phase A&B NPDES (Diss [Al, Sb, As, Ba, Be, Bo, Cd, Cu, Fe, Pb, Mn, Hg, Ni, Se, Tl],Cl, Cr Tot, NO2+NO3 N, SO4, NH3-N Tot, TDS, TSS)
- [ ] Variance (Diss [Be, Cd, Cr, Pb, Ni])
- [ ] LVWSP IV Detects (As, Ba, Be, Cd, Cr, Co, Pb, Mo, Tl, Rad 226-228)
- [ ] Phase A IV Detects (As, Ba, Be, Cd, Cr, Co, Pb, Li, Se, Rad 226-228)
- [ ] Phase B IV Detects (As, Ba, Be, Cd, Cr, Co, Pb, Li, Mo, Se, Tl, Rad 226-228)

Other Observations / Equipment Operation Problems: Sampled MS/MSD

Sampler Signature: John England Date: 4/28/21

QA/QC Signature: [signature] Date: 5/10/21

GOLDER

MICROPURGE SAMPLING LOG

Date: 4/27/21
Weather: Sunny 70's

Project Name: MSPS
Project No./Task No.: 2013993621
Event: 1SA2021 NPDES + Phase A CCR
Sampler(s): C. Megee
Well ID: MWFGD-W6
Field Calibration Completed: 04/27/21 @ 0805
Well Diameter: 2.0 inches
Initial Depth to Water: 18.05 feet
Depth to Bottom: — feet
Water Column Thickness: — feet

Equipment Used:
- [x] WL Indicator
- [x] YSI DEODSS18L100401
- [ ] In-Situ —
- [ ] Turbidity Meter
- [ ] Peristaltic Pump
- [ ] MP-10 Controller Box
- [ ] Air Tank
- [ ] Compressor
- [x] MP-15 Controller Box
- [x] Dedicated Bladder Pump
- [ ] Non-dedicated BP
- [ ] —

Time (5 minute int.)	pH (S.U.)	Sp. Cond. (uS/cm)°C	Turbidity (NTU)	Dissolved Oxygen (mg/L)	Temp. (°C)	ORP (mV)	DTW (feet)	Flow Rate (mL/min)
Stabilization	+/- 0.1	+/- 3%	if >10, +/- 10%	+/- 10%	+/- 1°C	+/- 10 mV	<0.3 feet	<500
1010	6.28	233.1	127.25	3.13	9.7	171.3	19.55	~350
1013	6.20	120.1	46.03	4.44	9.5	179.8	19.77	~350
1016	5.96	87.0	28.01	4.86	9.3	191.4	19.82	~350
1019	5.76	81.1	26.83	5.08	9.0	198.9	20.15	~350
1022	5.64	81.1	21.40	5.07	8.9	203.9	20.45	~350
1025	5.61	84.5	21.17	6.24	9.0	206.3	20.53	~400
1028	5.58	86.3	20.49	5.06	9.5	207.2	20.25	~400
1031	5.60	86.1	20.18	5.00	9.5	207.8	20.30	~400
1034	5.60	85.7	22.20	5.00	9.5	207.9	20.15	~400
1037	5.60	85.7	22.60	4.95	9.5	208.6	19.74	~400
1040	5.61	85.8	20.42	4.94	9.6	208.4	19.86	~400
1043	5.60	84.9	17.53	4.91	9.5	209.6	20.05	~400
1046	5.59	86.1	16.99	~~86.1~~ 4.91	9.5	209.8	19.80	~400
1049	5.61	87.7	13.77	4.84	9.6	209.7	19.83	~400
1052	5.61	86.7	11.59	4.85	9.5	211.1	19.90	~400
1055	5.61	87.8	9.95	4.81	9.5	210.6	19.95	~400
1117	5.69	92.8	8.51	5.02	10.1	209.6	19.45	~400

*SAMPLE 1100

Purge Cycle (End): 26/4 seconds @ 25 psi
Flow Rate (ml/min End): ~400
Purge volume (gallons) prior to stabilization monitoring (3/8" I.D. Tube: Vol=Depth to Pump x 0.006 gal/ft): ~0.30
Total Purge Volume (Gallons): ~6.0
Purge Water Management: Onsite Container O.W.S
Purge Observations (color, odor, turbidity, sheen): Clear grab sample
purge time: 1002
Sample Time: 1100
Field Filtered (0.45um): [x] Yes [ ] No

Sample Parameters/Analyte(s):
- [ ] VSWMR Table 3.1 Column A VOCs
- [ ] VSWMR Table 3.1 Column A Metals
- [ ] VSWMR Table 3.1 Column B
- [x] Other: Bo, Ca, Cl, pH(field), SO4, TDS, Fluoride, Sb, As, Ba, Be, Cd, Chromium, Co, Pb, Li, Hg, Mo, Se, Tl, Radium 226/228

Other Observations / Equipment Operation Problems:* Diss (Al, Sb, As, Ba, Be, Bo, Cd, Cu, Fe, Pb, Mn, Hg, Ni, Se, Tl), Cl, Cr Tot, NO2+NO3, SO4, NH3-N Tot, TDS, TSS

Sampler Signature: [signature] Date: 4/27/21 Page 1 of 1 2 cm
QA/QC Signature: John Eylal Date: 5/10/21

* CCR App III + IV bottles sampled @ ~~1530~~ cm 1545
Phase A

GOLDER

MICROPURGE SAMPLING LOG

Date: 04/28/21
Weather: Cloudy, Windy 60's

Project Name: Mt. Storm PS
Project No./Task No.: ~~2013993620~~ 2013993621
Event: ISA21 NPDES A+B/Phase A CCR
Sampler(s): C. Megee
Well ID: MW-5 tcm
Field Calibration Completed: 04/28/21 @
Well Diameter: 2.0 inches
Initial Depth to Water: 36.63 feet
Depth to Bottom: — feet
Water Column Thickness: — feet

Equipment Used:
- [x] WL Indicator
- [x] YSI Pro DSS 18L100401
- [ ] In-Situ —
- [ ] Turbidity Meter
- [ ] Peristaltic Pump
- [ ] MP-10 Controller Box
- [ ] Air Tank
- [ ] Compressor
- [x] MP-15 Controller Box
- [x] Dedicated Bladder Pump
- [ ] Non-dedicated BP —
- [ ] _____

Time (5 minute int.)	pH (S.U.)	Sp. Cond. (uS/cm)°C	Turbidity (NTU)	Dissolved Oxygen (mg/L)	Temp. (°C)	ORP (mV)	DTW (feet)	Flow Rate (mL/min)
Stabilization	+/- 0.1	+/- 3%	if >10, +/- 10%	+/- 10%	+/- 1°C	+/- 10 mV	<0.3 feet	<500
1115	6.43	252.9	15.32	8.87	9.6	201.3	36.90	~400
1118	6.25	244.6	18.01	1.17	9.6	145.3	37.20	~400
1121	6.28	243.6	14.22	1.04	9.7	142.3	37.25	~400
1124	6.31	239.8	16.52	0.90	9.7	139.8	37.32	~400
1127	6.40	231.5	12.50	0.78	9.8	134.5	37.50	~400
1130	6.47	222.9	11.36	0.93	9.8	131.4	37.78	~400
1133	6.53	211.8	11.47	1.53	9.7	130.2	37.84	~400
1136	6.56	201.1	11.11	2.22	9.8	130.8	38.55	~400
1139	6.58	196.7	11.05	2.62	9.7	131.4	38.60	~400
1142	6.58	192.7	10.91	2.91	9.7	132.4	38.20	~400
1145	6.61	186.5	10.43	3.83	9.7	133.6	38.64	~400
1148	6.62	186.5	10.36	4.28	9.7	134.5	38.65	~400
1151	6.63	190.8	10.16	4.31	9.7	134.9	38.62	~400
1154	6.63	198.9	10.36	4.07	9.7	134.0	38.65	~400
1157	6.70	199.4	9.97	4.77	9.8	133.7	38.67	~400
1202				SAMPLE				
1227	6.74	235.9	10.40	3.22	9.9	125.5	38.68	~400

Purge Cycle (End): 25/5 Seconds @ 30 psi
Flow Rate (ml/min End): ~400
Purge volume (gallons) prior to stabilization monitoring (3/8" I.D. Tube: Vol=Depth to Pump x 0.006 gal/ft): ~0.31
Total Purge Volume (Gallons): ~4.0
Purge Water Management: On Site Containment O.W.S.
Purge Observations (color, odor, turbidity, sheen): Clear grab Sample
Purge time: 1110
Sample Time: 1202
Field Filtered (0.45um): [x] Yes [ ] No

Sample Parameters/Analyte(s):
- [ ] Petro (DRO)
- [x] CCR Appendix III
- [x] CCR Appendix IV
- [ ] Closed 5-year NPDES (Diss [Ba, Bo, Fe, Mn], SO4, TDS, TSS)
- [x] Phase A&B NPDES (Diss [Al, Sb, As, Ba, Be, Bo, Cd, Cu, Fe, Pb, Mn, Hg, Ni, Se, Tl],Cl, Cr Tot, NO2+NO3 N, SO4, NH3-N Tot, TDS, TSS)
- [ ] Variance (Diss [Be, Cd, Cr, Pb, Ni])
- [ ] LVWSP IV Detects (As, Ba, Be, Cd, Cr, Co, Pb, Mo, Tl, Rad 226-228)
- [x] Phase A IV Detects (As, Ba, B Cd, Cr, Co, Pb, Li, Se, Rad 226-228)
- [ ] Phase B IV Detects (As, Ba, Be, Cd, Cr, Co, Pb, Li, Mo, Se, Tl, Rad 226-228)

Other Observations / Equipment Operation Problems:

Sampler Signature: [signature] Date: 04/28/21 Page 1 of 1
QA/QC Signature: John English Date: 5/10/21

MICROPURGE SAMPLING LOG

GOLDER

Date: 04/28/21
Weather: Partly Cloudy windy 70's

Project Name: Mt Storm PS
Project No./Task No.: 20139936 21
Event: ISM2021 NPDES/Phase ACCR
Sampler(s): C. Menoe
Well ID: MW-8
Field Calibration Completed: 04/28/21 @ 0
Well Diameter: 2.0 inches
Initial Depth to Water: 18.29 feet
Depth to Bottom: — feet
Water Column Thickness: — feet

Equipment Used:
- [X] WL Indicator
- [ ] Turbidity Meter
- [ ] Air Tank
- [X] Dedicated Bladder Pump
- [X] YSI Pro DSS 18L100401
- [ ] Peristaltic Pump
- [ ] Compressor
- [ ] Non-dedicated BP
- [ ] In-Situ —
- [ ] MP-10 Controller Box
- [X] MP-15 Controller Box
- [ ] —

Time (5 minute int.)	pH (S.U.)	Sp. Cond. (uS/cm)°C	Turbidity (NTU)	Dissolved Oxygen (mg/L)	Temp. (°C)	ORP (mV)	DTW (feet)	Flow Rate (mL/min)
Stabilization	+/- 0.1	+/- 3%	if >10, +/- 10%	+/- 10%	+/- 1°C	+/- 10 mV	<0.3 feet	<500
0920	6.15	240.3	18.40	5.51	9.2	199.9	19.00	~400
0923	5.84	256.1	19.30	5.57	9.2	207.3	19.05	~400
0926	5.76	247.8	17.02	6.16	9.2	210.0	19.07	~400
0929	5.63	246.8	14.78	6.47	9.2	214.8	~~19.0~~ 19.14	~400
0932	5.55	247.1	13.74	6.54	9.2	217.5	19.28	~400
0935	5.52	246.9	14.88	6.55	9.2	219.0	19.26	~400
0938	5.49	247.1	16.50	6.72	9.2	221.6	19.13	~400
0941	5.46	247.4	16.36	6.61	9.2	223.4	19.16	~400
0944	5.44	248.6	16.30	6.55	9.2	2247	19.18	~400
0947	5.43	252.3	15.90	6.41	9.2	225.9	19.27	~400
0950	5.42	255.6	13.83	6.27	9.2	226.9	19.20	~400
0953	5.42	258.2	13.60	6.16	9.2	227.7	19.23	~400
0956	5.40	259.5	13.08	6.10	9.1	229.1	19.34	~400
0959	5.39	260.4	12.83	6.04	9.1	230.2	19.35	~400
1002	5.38	261.2	12.41	5.98	9.2	231.2	19.35	~400
1005	5.38	261.1	12.36	5.92	9.2	232.1	19.38	~400
1038	5.51	261.9	12.45	5.98	9.7	233.3		~400

1010 sample time

Purge Cycle (End): 23/7 @ 35 psi
Flow Rate (ml/min End): ~400
Purge volume (gallons) prior to stabilization monitoring (3/8" I.D. Tube: Vol=Depth to Pump x 0.006 gal/ft): ~0.31
Total Purge Volume (Gallons): ~6.5
Purge Water Management: Onsite Contaminated D.W.
Purge Observations (color, odor, turbidity, sheen): Clear grab Sample
Purge time: 0915

Sample Time: 1010
Field Filtered (0.45um): [X] Yes [ ] No

Sample Parameters/Analyte(s):
- [ ] Petro (DRO)
- [X] CCR Appendix III
- [X] CCR Appendix IV
- [ ] Closed 5-year NPDES (Diss [Ba, Bo, Fe, Mn], SO4, TDS, TSS)
- [X] Phase A&B NPDES (Diss [Al, Sb, As, Ba, Be, Bo, Cd, Cu, Fe, Pb, Mn, Hg, Ni, Se, Tl],Cl, Cr Tot, NO2+NO3 N, SO4, NH3-N Tot, TDS, TSS)
- [ ] Variance (Diss [Be, Cd, Cr, Pb, Ni])
- [ ] LVWSP IV Detects (As, Ba, Be, Cd, Cr, Co, Pb, Mo, Tl, Rad 226-228)
- [X] Phase A IV Detects (As, Ba, Pb, Li, Se, Rad 226-228)
- [ ] Cd, Cr, Co, Phase B IV Detects (As, Ba, Be, Cd, Cr, Co, Pb, Li, Mo, Se, Tl, Rad 226-228)

Other Observations / Equipment Operation Problems:
DTP = 58.66'

Sampler Signature: [signature] Date: 04/28/21 Page 1 of 1
QA/QC Signature: John England Date: 5/10/21

MICROPURGE SAMPLING LOG

GOLDER

Date: ~~2nd~~ 04/28/21

Weather: Cloudy, Cloudy, 70's

Project Name: Mt. Storm PS

Project No./Task No.: 2013993621

Event: ISA 2021 NPDES A+B/Phase A+B CCR

Sampler(s): C. Mega

Well ID: MW-10

Field Calibration Completed: 04/28/21 @ 0755

Well Diameter: 2.0 inches

Initial Depth to Water: 23.91 feet

Depth to Bottom: ~ feet

Water Column Thickness: ~ feet

Equipment Used:
- [X] WL Indicator
- [X] YSI Pro DSS 18L100401
- [ ] In-Situ ~
- [ ] Turbidity Meter
- [ ] Peristaltic Pump
- [ ] MP-10 Controller Box
- [ ] Air Tank
- [ ] Compressor
- [X] MP-15 Controller Box
- [X] Dedicated Bladder Pump
- [ ] Non-dedicated BP
- [ ] ~

Time (5 minute int.)	pH (S.U.)	Sp. Cond. (uS/cm)°C	Turbidity (NTU)	Dissolved Oxygen (mg/L)	Temp. (°C)	ORP (mV)	DTW (feet)	Flow Rate (mL/min)
Stabilization	+/- 0.1	+/- 3%	if >10, +/- 10%	+/- 10%	+/- 1°C	+/- 10 mV	<0.3 feet	<500
1300	5.44	80.9	37.96	1.35	10.1	152.1	24.72	~300
1303	5.15	66.8	25.34	0.65	9.9	134.9	25.34	~350
1306	4.91	55.4	18.98	0.59	9.8	145.2	25.73	~350
1309	4.76	51.1	17.74	2.53	9.8	155.6	26.13	~350
1312	4.65	49.3	19.43	4.70	9.7	164.7	26.24	~350
1315	4.64	48.4	15.74	5.62	9.8	171.5	26.36	~350
1318	4.61	48.1	13.54	5.92	9.8	176.7	27.25	~350
1321	4.58	47.8	13.09	6.11	9.8	185.0	27.92	~350
1324	4.59	47.8	12.51	6.17	9.6	184.5	28.10	~350
1327	4.58	47.7	1332	6.16	9.8	188.0	28.80	~350
1330	4.57	47.6	12.75	6.14	9.7	191.4	29.54	~350
~~1330~~ 1333	4.59	47.7	12.37	6.03	9.8	193.1	30.03	~350
1336	4.57	47.6	8.20	6.22	10.1	198.8	30.55	~350
1341				SAMPLE				
1403	4.65	48.7	6.04	5.73	10.0	211.6	34.14	~350

Purge Cycle (End): 24/6 Seconds @ 38 psi

Flow Rate (ml/min End): ~350

Purge volume (gallons) prior to stabilization monitoring (3/8" I.D. Tube: Vol=Depth to Pump x 0.006 gal/ft): ~0.35

Total Purge Volume (Gallons): ~4.5

Purge Water Management: On Site O.W.S

Purge Observations (color, odor, turbidity, sheen): Clear grab Sample w/ Small amount of ~~Org~~ orange floating solids

Purge time: 1255

Sample Time: 1341

Field Filtered (0.45um): [X] Yes [ ] No

Sample Parameters/Analyte(s):
- [ ] Petro (DRO)
- [X] CCR Appendix III
- [X] CCR Appendix IV
- [ ] Closed 5-year NPDES (Diss [Ba, Bo, Fe, Mn], SO4, TDS, TSS)
- [X] Phase A&B NPDES (Diss [Al, Sb, As, Ba, Be, Bo, Cd, Cu, Fe, Pb, Mn, Hg, Ni, Se, Tl],Cl, Cr Tot, NO2+NO3 N, SO4, NH3-N Tot, TDS, TSS)
- [ ] Variance (Diss [Be, Cd, Cr, Pb, Ni])
- [ ] LVWSP IV Detects (As, Ba, Be, Cd, Cr, Co, Pb, Mo, Tl, Rad 226-228)
- [X] Phase A IV Detects (As, Ba, Be, Cd, Pb, Li, Se, Rad 226-228)
- [X] Cd, Cr, Co, Phase B IV Detects (As, Ba, Be, Cd, Cr, Co, Pb, Li, Mo, Se, Tl, Rad 226-228)

Other Observations / Equipment Operation Problems:

DTP = 58.51'

Sampler Signature: [signature] Date: 04/28/21

Page 1 of 1

QA/QC Signature: John England Date: 5/10/21

GOLDER

MICROPURGE SAMPLING LOG

Date: 4/28/21

Weather: Cloudy 60s

Project Name: Mt. Storm | Project No./Task No.: 201399.3621

Event: 1SA21 A&B NPDES+CCR | Sampler(s): J. England

Well ID: MW-22 | Field Calibration Completed: 4/28/21 @ 0755

Well Diameter: 2.0 inches | Initial Depth to Water: 16.71 feet

Depth to Bottom: — feet | Water Column Thickness: — feet

Equipment Used:
- ☒ WL Indicator
- ☒ YSI 19E104904
- ☐ In-Situ —
- ☐ Turbidity Meter
- ☐ Peristaltic Pump
- ☐ MP-10 Controller Box
- ☐ Air Tank
- ☐ Compressor
- ☒ MP-15 Controller Box
- ☒ Dedicated Bladder Pump
- ☐ Non-dedicated BP
- ☐ —

Time (5 minute int.)	pH (S.U.)	Sp. Cond. (uS/cm)°C	Turbidity (NTU)	Dissolved Oxygen (mg/L)	Temp. (°C)	ORP (mV)	DTW (feet)	Flow Rate (mL/min)
Stabilization	+/- 0.1	+/- 3%	if >10, +/- 10%	+/- 10%	+/- 1°C	+/- 10 mV	<0.3 feet	<500
0855	6.49	516	7.8	1.88	9.3	254.1	17.29	250
0900	6.53	503	6.4	1.88	9.4	250.0	17.29	250
0905	6.56	490.2	9.7	2.79	9.4	248.7	17.20	250
0910	6.58	488.4	9.5	2.83	9.5	248.6	17.20	250
0915	6.59	482.1	5.8	2.89	9.4	248.6	17.22	250
0920	—	SAMPLED						
0945	6.65	474.2	3.7	4.01	10.0	234.7	17.30	250

Purge Cycle (End): 26/4 Sec @ 40 psi | Flow Rate (ml/min End): ~250

Purge volume (gallons) prior to stabilization monitoring (3/8" I.D. Tube: Vol=Depth to Pump x 0.006 gal/ft): ~0.5

Total Purge Volume (Gallons): ~3.0 | Purge Water Management: on site containment

Purge Observations (color, odor, turbidity, sheen): purge time: 0848 / Clear grab Sample

Sample Time: 0920 | Field Filtered (0.45um): ☒ Yes ☐ No

Sample Parameters/Analyte(s):
- ☐ Petro (DRO)
- ☒ CCR Appendix III
- ☒ CCR Appendix IV
- ☐ Closed 5-year NPDES (Diss [Ba, Bo, Fe, Mn], SO4, TDS, TSS)
- ☒ Phase A&B NPDES (Diss [Al, Sb, As, Ba, Be, Bo, Cd, Cu, Fe, Pb, Mn, Hg, Ni, Se, Tl],Cl, Cr Tot, NO2+NO3 N, SO4, NH3-N Tot, TDS, TSS)
- ☐ Variance (Diss [Be, Cd, Cr, Pb, Ni])
- ☐ LVWSP IV Detects (As, Ba, Be, Cd, Cr, Co, Pb, Mo, Tl, Rad 226-228)
- ☐ Phase A IV Detects (As, Ba, B ☐ Cd, Cr, Co, Pb, Li, Se, Rad 226-228)
- Phase B IV Detects (As, Ba, Be, Cd, Cr, Co, Pb, Li, Mo, Se, Tl, Rad 226-228)

Other Observations / Equipment Operation Problems: —

Sampler Signature: John England | Date: 4/28/21

QA/QC Signature: [signature] | Date: 5/10/21

GOLDER

MICROPURGE SAMPLING LOG

Date: 4/28/21

Weather: Cloudy 60s

Project Name: Mt. Storm

Project No./Task No.: 201393621

Event: 1SA21

Sampler(s): J. England

Well ID: Dup

Field Calibration Completed: 4/28/21 @ 0755

Well Diameter: — inches

Initial Depth to Water: — feet

Depth to Bottom: — feet

Water Column Thickness: — feet

Equipment Used:
- ☐ WL Indicator
- ☐ YSI —
- ☐ In-Situ —
- ☐ Turbidity Meter
- ☐ Peristaltic Pump
- ☐ MP-10 Controller Box
- ☐ Air Tank
- ☐ Compressor
- ☐ MP-15 Controller Box
- ☐ Dedicated Bladder Pump
- ☐ Non-dedicated BP
- ☐ —

Time (5 minute int.)	pH (S.U.)	Sp. Cond. (uS/cm)^{oC}	Turbidity (NTU)	Dissolved Oxygen (mg/L)	Temp. (°C)	ORP (mV)	DTW (feet)	Flow Rate (mL/min)
Stabilization	+/- 0.1	+/- 3%	if >10, +/- 10%	+/- 10%	+/- 1°C	+/- 10 mV	<0.3 feet	<500
1200	—	SAMPLED						

Purge Cycle (End): — @ — psi Flow Rate (ml/min End): —

Purge volume (gallons) prior to stabilization monitoring (3/8" I.D. Tube: Vol=Depth to Pump x 0.006 gal/ft): —

Total Purge Volume (Gallons): — Purge Water Management: —

Purge Observations (color, odor, turbidity, sheen): Clear grab Sample at MWFDGW2

Sample Time: 1200 Field Filtered (0.45um): ☒ Yes ☐ No

Sample Parameters/Analyte(s):
- ☐ Petro (DRO)
- ☒ CCR Appendix III
- ☒ CCR Appendix IV
- ☐ Closed 5-year NPDES (Diss [Ba, Bo, Fe, Mn], SO4, TDS, TSS)
- ☒ Phase A&B NPDES (Diss [Al, Sb, As, Ba, Be, Bo, Cd, Cu, Fe, Pb, Mn, Hg, Ni, Se, Tl],Cl, Cr Tot, NO2+NO3 N, SO4, NH3-N Tot, TDS, TSS)
- ☐ Variance (Diss [Be, Cd, Cr, Pb, Ni])
- ☐ LVWSP IV Detects (As, Ba, Be, Cd, Cr, Co, Pb, Mo, Tl, Rad 226-228)
- ☐ Phase A IV Detects (As, Ba, Be, Cd, Cr, Co, Pb, Li, Se, Rad 226-228)
- ☐ Phase B IV Detects (As, Ba, Be, Cd, Cr, Co, Pb, Li, Mo, Se, Tl, Rad 226-228)

Other Observations / Equipment Operation Problems:

Sampler Signature: John England Date: 4/28/21

QA/QC Signature: Date: 5/10/21

GOLDER

MICROPURGE SAMPLING LOG

Date: 4/28/21

Weather: Cloudy 60's

Project Name: Mt. Storm

Project No./Task No.: 2013993621

Event: 1SA21

Sampler(s): J. England

Well ID: Field Blank

Field Calibration Completed: 4/28/21 @ 0755

Well Diameter: — inches

Initial Depth to Water: — feet

Depth to Bottom: — feet

Water Column Thickness: — feet

Equipment Used:
- ☐ WL Indicator
- ☐ YSI —
- ☐ In-Situ —
- ☐ Turbidity Meter
- ☐ Peristaltic Pump
- ☐ MP-10 Controller Box
- ☐ Air Tank
- ☐ Compressor
- ☐ MP-15 Controller Box
- ☐ Dedicated Bladder Pump
- ☐ Non-dedicated BP
- ☐ —

Time (5 minute int.)	pH (S.U.)	Sp. Cond. (uS/cm)^{oC}	Turbidity (NTU)	Dissolved Oxygen (mg/L)	Temp. (°C)	ORP (mV)	DTW (feet)	Flow Rate (mL/min)
Stabilization	+/- 0.1	+/- 3%	if >10, +/- 10%	+/- 10%	+/- 1°C	+/- 10 mV	<0.3 feet	<500
1600	—	SAMPLED	—	—	—	—	—	—

Purge Cycle (End): — @ — psi Flow Rate (ml/min End): —

Purge volume (gallons) prior to stabilization monitoring (3/8" I.D. Tube: Vol=Depth to Pump x 0.006 gal/ft): —

Total Purge Volume (Gallons): — Purge Water Management: On site containment

Purge Observations (color, odor, turbidity, sheen): Clear grab Sample, no sheen, with lab provided DI H_2O near MW13

Sample Time: Field Filtered (0.45um): ☒ Yes ☐ No

Sample Parameters/Analyte(s):
- ☐ Petro (DRO)
- ☒ CCR Appendix III
- ☒ CCR Appendix IV
- ☐ Closed 5-year NPDES (Diss [Ba, Bo, Fe, Mn], SO4, TDS, TSS)
- ☒ Phase A&B NPDES (Diss [Al, Sb, As, Ba, Be, Bo, Cd, Cu, Fe, Pb, Mn, Hg, Ni, Se, Tl],Cl, Cr Tot, NO2+NO3 N, SO4, NH3-N Tot, TDS, TSS)
- ☐ Variance (Diss [Be, Cd, Cr, Pb, Ni])
- ☐ LVWSP IV Detects (As, Ba, Be, Cd, Cr, Co, Pb, Mo, Tl, Rad 226-228)
- ☐ Phase A IV Detects (As, Ba, Be, Cd, Cr, Co, Pb, Li, Se, Rad 226-228)
- Phase B IV Detects (As, Ba, Be, Cd, Cr, Co, Pb, Li, Mo, Se, Tl, Rad 226-228)

Other Observations / Equipment Operation Problems:

Sampler Signature: John England Date: 4/28/21 Page 1 of 1

QA/QC Signature: Date: 5/10/21

eurofins | Environment Testing America

ANALYTICAL REPORT

Eurofins TestAmerica, Canton
4101 Shuffel Street NW
North Canton, OH 44720
Tel: (330)497-9396

Laboratory Job ID: 240-148924-1
Laboratory Sample Delivery Group: Mount Storm Phase A CCR
Client Project/Site: Mount Storm Phase A CCR
Revision: 1

For:
Dominion Energy Services, Inc.
5000 Dominion Blvd
Glen Allen, Virginia 23060

Attn: Kelly Hicks

Roxanne Cisneros

Authorized for release by:
6/29/2021 11:17:42 AM

Roxanne Cisneros, Senior Project Manager
(615)301-5761
roxanne.cisneros@Eurofinset.com

LINKS

Review your project results through TotalAccess

Have a Question? Ask The Expert

Visit us at:
www.eurofinsus.com/Env

This report has been electronically signed and authorized by the signatory. Electronic signature is intended to be the legally binding equivalent of a traditionally handwritten signature.

Results relate only to the items tested and the sample(s) as received by the laboratory.

Table of Contents

Cover Page 1
Table of Contents 2
Definitions/Glossary 3
Case Narrative 4
Method Summary 6
Sample Summary 7
Detection Summary 8
Client Sample Results 11
Tracer Carrier Summary 28
QC Sample Results 30
QC Association Summary 44
Lab Chronicle 49
Certification Summary 53
Chain of Custody 54
Receipt Checklists 73

Qualifiers

Metals

Qualifier	Qualifier Description
4	MS, MSD: The analyte present in the original sample is greater than 4 times the matrix spike concentration; therefore, control limits are not applicable.
B	Compound was found in the blank and sample.
J	Result is less than the RL but greater than or equal to the MDL and the concentration is an approximate value.

General Chemistry

Qualifier	Qualifier Description
H	Sample was prepped or analyzed beyond the specified holding time
J	Result is less than the RL but greater than or equal to the MDL and the concentration is an approximate value.

Rad

Qualifier	Qualifier Description
U	Result is less than the sample detection limit.
X	Carrier is outside acceptance limits.

Glossary

Abbreviation	These commonly used abbreviations may or may not be present in this report.
¤	Listed under the "D" column to designate that the result is reported on a dry weight basis
%R	Percent Recovery
CFL	Contains Free Liquid
CFU	Colony Forming Unit
CNF	Contains No Free Liquid
DER	Duplicate Error Ratio (normalized absolute difference)
Dil Fac	Dilution Factor
DL	Detection Limit (DoD/DOE)
DL, RA, RE, IN	Indicates a Dilution, Re-analysis, Re-extraction, or additional Initial metals/anion analysis of the sample
DLC	Decision Level Concentration (Radiochemistry)
EDL	Estimated Detection Limit (Dioxin)
LOD	Limit of Detection (DoD/DOE)
LOQ	Limit of Quantitation (DoD/DOE)
MCL	EPA recommended "Maximum Contaminant Level"
MDA	Minimum Detectable Activity (Radiochemistry)
MDC	Minimum Detectable Concentration (Radiochemistry)
MDL	Method Detection Limit
ML	Minimum Level (Dioxin)
MPN	Most Probable Number
MQL	Method Quantitation Limit
NC	Not Calculated
ND	Not Detected at the reporting limit (or MDL or EDL if shown)
NEG	Negative / Absent
POS	Positive / Present
PQL	Practical Quantitation Limit
PRES	Presumptive
QC	Quality Control
RER	Relative Error Ratio (Radiochemistry)
RL	Reporting Limit or Requested Limit (Radiochemistry)
RPD	Relative Percent Difference, a measure of the relative difference between two points
TEF	Toxicity Equivalent Factor (Dioxin)
TEQ	Toxicity Equivalent Quotient (Dioxin)
TNTC	Too Numerous To Count

Job ID: 240-148924-1

Laboratory: Eurofins TestAmerica, Canton

Narrative

Job Narrative
240-148924-1

Comments
Revised Report 6/29/2021 to include antimony, lithium, and molybdenum QC.

Receipt
The samples were received on 4/30/2021 10:20 AM. Unless otherwise noted below, the samples arrived in good condition, and where required, properly preserved and on ice. The temperatures of the 9 coolers at receipt time were 0.8º C, 2.7º C, 3.8º C, 4.4º C, 4.4º C, 4.9º C, 4.9º C, 5.0º C and 5.4º C.

RAD
Method PrecSep_0: Ra-228 Prep Batch 160-510116: Insufficient sample volume was available to perform a sample duplicate (DUP) for the following samples: 042821NMW22 (240-148924-1), 042821NMWFGDW2 (240-148924-2), 042821NMWFGDW2 (240-148924-2[MS]), 042821NMWFGDW2 (240-148924-2[MSD]), 042821NMW10 (240-148924-5), 042821FB (240-148924-7), 042821FD (240-148924-8) and 042721NMWFGDW6 (240-148924-17). A laboratory control sample/ laboratory control sample duplicate (LCS/LCSD) were prepared instead to demonstrate batch precision.

Method PrecSep-21: Ra-226 Prep Batch 160-510114: Insufficient sample volume was available to perform a sample duplicate (DUP) for the following samples: 042821NMW22 (240-148924-1), 042821NMWFGDW2 (240-148924-2), 042821NMWFGDW2 (240-148924-2[MS]), 042821NMWFGDW2 (240-148924-2[MSD]), 042821NMW10 (240-148924-5), 042821FB (240-148924-7), 042821FD (240-148924-8) and 042721NMWFGDW6 (240-148924-17). A laboratory control sample/ laboratory control sample duplicate (LCS/LCSD) were prepared instead to demonstrate batch precision.

Method PrecSep_0: Ra-228 Prep Batch 160-510116: During the in-growth process, the following samples needed to be filtered due to sediment present in the sample: 042821NMW22 (240-148924-1). This is an indicator of matrix interference.

Method PrecSep-21: Ra-226 Prep Batch 160-510114: During the in-growth process, the following samples needed to be filtered due to sediment present in the sample: 042821NMW22 (240-148924-1). This is an indicator of matrix interference.

Methods 9320: Radium 228 prep batch 160-510098: Any minimum detectable concentration (MDC), critical value (DLC), or Safe Drinking Water Act detection limit (SDWA DL) is sample-specific unless otherwise stated elsewhere in this narrative. Radiochemistry sample results are reported with the count date/time applied as the Activity Reference Date. 042821NMW5 (240-148924-3), 042821NMW8 (240-148924-4), (LCS 160-510098/1-A), (MB 160-510098/24-A)

Methods 9320: Radium-228 Batch 510116: Any minimum detectable concentration (MDC), critical value (DLC), or Safe Drinking Water Act detection limit (SDWA DL) is sample-specific unless otherwise stated elsewhere in this narrative. Radiochemistry sample results are reported with the count date/time applied as the Activity Reference Date. 042821NMW22 (240-148924-1), 042821NMWFGDW2 (240-148924-2), 042821NMWFGDW2 (240-148924-2[MS]), 042821NMWFGDW2 (240-148924-2[MSD]), 042821NMW10 (240-148924-5), 042821FB (240-148924-7), 042821FD (240-148924-8), 042721NMWFGDW6 (240-148924-17), (LCS 160-510116/1-A), (LCSD 160-510116/2-A) and (MB 160-510116/23-A)

Method 9320: Radium-228 prep batch 160-510116: The following sample had a Yttrium carrier recovery above the 110% QC limit. The sample results are below the MDC and RL. The Yttrium carrier recovery has been truncated to 100% to reduce any potential bias a high carrier recovery may have. The data have been qualified and reported. 042821NMWFGDW2 (240-148924-2)

Methods 9315: Radium-226 prep batch 160-510090: Any minimum detectable concentration (MDC), critical value (DLC), or Safe Drinking Water Act detection limit (SDWA DL) is sample-specific unless otherwise stated elsewhere in this narrative. Radiochemistry sample results are reported with the count date/time applied as the Activity Reference Date. 042821NMW5 (240-148924-3), 042821NMW8 (240-148924-4), (LCS 160-510090/1-A), (MB 160-510090/24-A)

Method PrecSep_0: Ra-228 Batch 160-514287: Insufficient sample volume was available to perform a sample duplicate (DUP) for the following samples: 042821NMW22 (240-148924-1). A laboratory control sample/ laboratory control sample duplicate (LCS/LCSD) were prepared instead to demonstrate batch precision.

Job ID: 240-148924-1 (Continued)

Laboratory: Eurofins TestAmerica, Canton (Continued)

Methods 9315: Radium 226 prep batch 160-510114: Any minimum detectable concentration (MDC), critical value (DLC), or Safe Drinking Water Act detection limit (SDWA DL) is sample-specific unless otherwise stated elsewhere in this narrative. Radiochemistry sample results are reported with the count date/time applied as the Activity Reference Date.
042821NMW22 (240-148924-1), 042821NMWFGDW2 (240-148924-2), 042821NMWFGDW2 (240-148924-2[MS]), 042821NMWFGDW2 (240-148924-2[MSD]), 042821NMW10 (240-148924-5), 042821FB (240-148924-7), 042821FD (240-148924-8), 042721NMWFGDW6 (240-148924-17), (LCS 160-510114/1-A), (LCSD 160-510114/2-A) and (MB 160-510114/23-A)

Method 9320: Radium-228 Batch 514287: Any minimum detectable concentration (MDC), critical value (DLC), or Safe Drinking Water Act detection limit (SDWA DL) is sample-specific unless otherwise stated elsewhere in this narrative. Radiochemistry sample results are reported with the count date/time applied as the Activity Reference Date. 042821NMW22 (240-148924-1), (LCS 160-514287/1-A), (LCSD 160-514287/2-A) and (MB 160-514287/4-A)

No additional analytical or quality issues were noted, other than those described above or in the Definitions/Glossary page.

Metals
No analytical or quality issues were noted, other than those described in the Definitions/Glossary page.

General Chemistry
Method SM 2540C: The following sample(s) was received with less than 2 days remaining on the holding time or less than one shift (8 hours) remaining on a test with a holding time of 48 hours or less. As such, the laboratory had insufficient time remaining to perform the analysis within holding time: 042821NMW22 (240-148924-1), 042821NMWFGDW2 (240-148924-2), 042821NMW5 (240-148924-3), 042821NMW8 (240-148924-4), 042721NMWFGDW6 (240-148924-6), 042821FB (240-148924-7) and 042821FD (240-148924-8).

Method SM 2540C: The following sample(s) was received with less than 2 days remaining on the holding time or less than one shift (8 hours) remaining on a test with a holding time of 48 hours or less. As such, the laboratory had insufficient time remaining to perform the analysis within holding time: 042821NMW10 (240-148924-5).

No additional analytical or quality issues were noted, other than those described above or in the Definitions/Glossary page.

Method Summary

Client: Dominion Energy Services, Inc.
Project/Site: Mount Storm Phase A CCR

Job ID: 240-148924-1
SDG: Mount Storm Phase A CCR

Method	Method Description	Protocol	Laboratory
6010D	Metals (ICP)	SW846	TAL CAN
6020B	Metals (ICP/MS)	SW846	TAL CAN
7470A	Mercury (CVAA)	SW846	TAL CAN
9056A	Anions, Ion Chromatography	SW846	TAL CAN
SM 2540C	Solids, Total Dissolved (TDS)	SM	TAL PIT
9315	Radium-226 (GFPC)	SW846	TAL SL
9320	Radium-228 (GFPC)	SW846	TAL SL
Ra226_Ra228	Combined Radium-226 and Radium-228	TAL-STL	TAL SL
Pos			
3005A	Preparation, Total Recoverable or Dissolved Metals	SW846	TAL CAN
7470A	Preparation, Mercury	SW846	TAL CAN
PrecSep_0	Preparation, Precipitate Separation	None	TAL SL
PrecSep-21	Preparation, Precipitate Separation (21-Day In-Growth)	None	TAL SL

Protocol References:

None = None

SM = "Standard Methods For The Examination Of Water And Wastewater"

SW846 = "Test Methods For Evaluating Solid Waste, Physical/Chemical Methods", Third Edition, November 1986 And Its Updates.

TAL-STL = TestAmerica Laboratories, St. Louis, Facility Standard Operating Procedure.

Laboratory References:

TAL CAN = Eurofins TestAmerica, Canton, 4101 Shuffel Street NW, North Canton, OH 44720, TEL (330)497-9396

TAL PIT = Eurofins TestAmerica, Pittsburgh, 301 Alpha Drive, RIDC Park, Pittsburgh, PA 15238, TEL (412)963-7058

TAL SL = Eurofins TestAmerica, St. Louis, 13715 Rider Trail North, Earth City, MO 63045, TEL (314)298-8566

Sample Summary

Client: Dominion Energy Services, Inc.
Project/Site: Mount Storm Phase A CCR

Job ID: 240-148924-1
SDG: Mount Storm Phase A CCR

Lab Sample ID	Client Sample ID	Matrix	Collected	Received	Asset ID
240-148924-1	042821NMW22	Water	04/28/21 09:20	04/30/21 10:20	
240-148924-2	042821NMWFGDW2	Water	04/28/21 10:40	04/30/21 10:20	
240-148924-3	042821NMW5	Water	04/28/21 12:02	04/30/21 10:20	
240-148924-4	042821NMW8	Water	04/28/21 10:10	04/30/21 10:20	
240-148924-5	042821NMW10	Water	04/28/21 13:41	04/30/21 10:20	
240-148924-6	042721NMWFGDW6	Water	04/27/21 11:00	04/30/21 10:20	
240-148924-7	042821FB	Water	04/28/21 16:00	04/30/21 10:20	
240-148924-8	042821FD	Water	04/28/21 12:00	04/30/21 10:20	
240-148924-17	042721NMWFGDW6	Water	04/27/21 15:45	04/30/21 10:20	

Detection Summary

Client: Dominion Energy Services, Inc.
Project/Site: Mount Storm Phase A CCR

Job ID: 240-148924-1
SDG: Mount Storm Phase A CCR

Client Sample ID: 042821NMW22 — Lab Sample ID: 240-148924-1

Analyte	Result	Qualifier	RL	MDL	Unit	Dil Fac	D	Method	Prep Type
Barium	220		5.0	2.2	ug/L	1		6020B	Total Recoverable
Beryllium	0.48	J	1.0	0.31	ug/L	1		6020B	Total Recoverable
Calcium	82000		1000	580	ug/L	1		6020B	Total Recoverable
Cobalt	0.49	J	1.0	0.19	ug/L	1		6020B	Total Recoverable
Lithium	6.9	J	8.0	1.7	ug/L	1		6020B	Total Recoverable
Thallium	0.64	J	1.0	0.20	ug/L	1		6020B	Total Recoverable
Chloride	880	J	1000	280	ug/L	1		9056A	Total/NA
Fluoride	44	J	50	24	ug/L	1		9056A	Total/NA
Sulfate	25000		1000	350	ug/L	1		9056A	Total/NA
Total Dissolved Solids	270	H	10	10	mg/L	1		SM 2540C	Total/NA

Client Sample ID: 042821NMWFGDW2 — Lab Sample ID: 240-148924-2

Analyte	Result	Qualifier	RL	MDL	Unit	Dil Fac	D	Method	Prep Type
Barium	210		5.0	2.2	ug/L	1		6020B	Total Recoverable
Calcium	39000		1000	580	ug/L	1		6020B	Total Recoverable
Lithium	6.1	J	8.0	1.7	ug/L	1		6020B	Total Recoverable
Thallium	0.32	J	1.0	0.20	ug/L	1		6020B	Total Recoverable
Chloride	920	J	1000	280	ug/L	1		9056A	Total/NA
Fluoride	70		50	24	ug/L	1		9056A	Total/NA
Sulfate	41000		1000	350	ug/L	1		9056A	Total/NA
Total Dissolved Solids	140	H	10	10	mg/L	1		SM 2540C	Total/NA

Client Sample ID: 042821NMW5 — Lab Sample ID: 240-148924-3

Analyte	Result	Qualifier	RL	MDL	Unit	Dil Fac	D	Method	Prep Type
Barium	130		5.0	2.2	ug/L	1		6020B	Total Recoverable
Calcium	38000		1000	580	ug/L	1		6020B	Total Recoverable
Cobalt	0.25	J	1.0	0.19	ug/L	1		6020B	Total Recoverable
Lithium	6.8	J	8.0	1.7	ug/L	1		6020B	Total Recoverable
Thallium	0.20	J	1.0	0.20	ug/L	1		6020B	Total Recoverable
Chloride	1300		1000	280	ug/L	1		9056A	Total/NA
Fluoride	53		50	24	ug/L	1		9056A	Total/NA
Sulfate	11000		1000	350	ug/L	1		9056A	Total/NA
Total Dissolved Solids	110	H	10	10	mg/L	1		SM 2540C	Total/NA

Client Sample ID: 042821NMW8 — Lab Sample ID: 240-148924-4

Analyte	Result	Qualifier	RL	MDL	Unit	Dil Fac	D	Method	Prep Type
Barium	29		5.0	2.2	ug/L	1		6020B	Total Recoverable

This Detection Summary does not include radiochemical test results.

Detection Summary

Client: Dominion Energy Services, Inc.
Project/Site: Mount Storm Phase A CCR

Job ID: 240-148924-1
SDG: Mount Storm Phase A CCR

Client Sample ID: 042821NMW8 (Continued) — Lab Sample ID: 240-148924-4

Analyte	Result	Qualifier	RL	MDL	Unit	Dil Fac	D	Method	Prep Type
Calcium	12000		1000	580	ug/L	1		6020B	Total Recoverable
Chloride	56000		1000	280	ug/L	1		9056A	Total/NA
Fluoride	44	J	50	24	ug/L	1		9056A	Total/NA
Sulfate	15000		1000	350	ug/L	1		9056A	Total/NA
Total Dissolved Solids	140	H	10	10	mg/L	1		SM 2540C	Total/NA

Client Sample ID: 042821NMW10 — Lab Sample ID: 240-148924-5

Analyte	Result	Qualifier	RL	MDL	Unit	Dil Fac	D	Method	Prep Type
Barium	120		5.0	2.2	ug/L	1		6020B	Total Recoverable
Beryllium	0.37	J	1.0	0.31	ug/L	1		6020B	Total Recoverable
Cadmium	0.23	J	1.0	0.20	ug/L	1		6020B	Total Recoverable
Calcium	3600		1000	580	ug/L	1		6020B	Total Recoverable
Cobalt	0.39	J	1.0	0.19	ug/L	1		6020B	Total Recoverable
Chloride	610	J	1000	280	ug/L	1		9056A	Total/NA
Fluoride	46	J	50	24	ug/L	1		9056A	Total/NA
Sulfate	9400		1000	350	ug/L	1		9056A	Total/NA
Total Dissolved Solids	33	H	10	10	mg/L	1		SM 2540C	Total/NA

Client Sample ID: 042721NMWFGDW6 — Lab Sample ID: 240-148924-6

Analyte	Result	Qualifier	RL	MDL	Unit	Dil Fac	D	Method	Prep Type
Total Dissolved Solids	39	H	10	10	mg/L	1		SM 2540C	Total/NA

Client Sample ID: 042821FB — Lab Sample ID: 240-148924-7

No Detections.

Client Sample ID: 042821FD — Lab Sample ID: 240-148924-8

Analyte	Result	Qualifier	RL	MDL	Unit	Dil Fac	D	Method	Prep Type
Barium	210		5.0	2.2	ug/L	1		6020B	Total Recoverable
Calcium	38000		1000	580	ug/L	1		6020B	Total Recoverable
Lithium	5.1	J	8.0	1.7	ug/L	1		6020B	Total Recoverable
Chloride	1000		1000	280	ug/L	1		9056A	Total/NA
Fluoride	72		50	24	ug/L	1		9056A	Total/NA
Sulfate	41000		1000	350	ug/L	1		9056A	Total/NA
Total Dissolved Solids	150	H	10	10	mg/L	1		SM 2540C	Total/NA

Client Sample ID: 042721NMWFGDW6 — Lab Sample ID: 240-148924-17

Analyte	Result	Qualifier	RL	MDL	Unit	Dil Fac	D	Method	Prep Type
Barium	110	B	5.0	2.2	ug/L	1		6020B	Total Recoverable
Beryllium	0.34	J	1.0	0.31	ug/L	1		6020B	Total Recoverable
Cadmium	0.20	J	1.0	0.20	ug/L	1		6020B	Total Recoverable

This Detection Summary does not include radiochemical test results.

Client Sample ID: 042721NMWFGDW6 (Continued)

Lab Sample ID: 240-148924-17

Analyte	Result	Qualifier	RL	MDL	Unit	Dil Fac	D	Method	Prep Type
Calcium	11000		1000	580	ug/L	1		6020B	Total Recoverable
Cobalt	0.50	J	1.0	0.19	ug/L	1		6020B	Total Recoverable
Chloride	2700		1000	280	ug/L	1		9056A	Total/NA
Fluoride	60		50	24	ug/L	1		9056A	Total/NA
Sulfate	10000		1000	350	ug/L	1		9056A	Total/NA

This Detection Summary does not include radiochemical test results.

Client Sample ID: 042821NMW22

Date Collected: 04/28/21 09:20
Date Received: 04/30/21 10:20

Lab Sample ID: 240-148924-1

Matrix: Water

Method: 6010D - Metals (ICP) - Total Recoverable

Analyte	Result	Qualifier	RL	MDL	Unit	D	Prepared	Analyzed	Dil Fac
Boron	<23		100	23	ug/L		05/11/21 14:00	05/13/21 06:45	1

Method: 6020B - Metals (ICP/MS) - Total Recoverable

Analyte	Result	Qualifier	RL	MDL	Unit	D	Prepared	Analyzed	Dil Fac
Antimony	<0.57		2.0	0.57	ug/L		05/11/21 14:00	05/12/21 11:06	1
Arsenic	<0.75		5.0	0.75	ug/L		05/11/21 14:00	05/12/21 11:06	1
Barium	**220**		5.0	2.2	ug/L		05/11/21 14:00	05/12/21 11:06	1
Beryllium	**0.48**	**J**	1.0	0.31	ug/L		05/11/21 14:00	05/12/21 11:06	1
Cadmium	<0.20		1.0	0.20	ug/L		05/11/21 14:00	05/12/21 11:06	1
Calcium	**82000**		1000	580	ug/L		05/11/21 14:00	05/12/21 11:06	1
Chromium	<0.98		2.0	0.98	ug/L		05/11/21 14:00	05/12/21 11:06	1
Cobalt	**0.49**	**J**	1.0	0.19	ug/L		05/11/21 14:00	05/12/21 11:06	1
Lead	<0.45		1.0	0.45	ug/L		05/11/21 14:00	05/12/21 11:06	1
Lithium	**6.9**	**J**	8.0	1.7	ug/L		05/11/21 14:00	05/12/21 11:06	1
Molybdenum	<1.1		10	1.1	ug/L		05/11/21 14:00	05/12/21 11:06	1
Selenium	<0.89		5.0	0.89	ug/L		05/11/21 14:00	05/12/21 11:06	1
Thallium	**0.64**	**J**	1.0	0.20	ug/L		05/11/21 14:00	05/12/21 11:06	1

Method: 7470A - Mercury (CVAA)

Analyte	Result	Qualifier	RL	MDL	Unit	D	Prepared	Analyzed	Dil Fac
Mercury	<0.13		0.20	0.13	ug/L		05/11/21 14:00	05/12/21 15:38	1

General Chemistry

Analyte	Result	Qualifier	RL	MDL	Unit	D	Prepared	Analyzed	Dil Fac
Chloride	**880**	**J**	1000	280	ug/L			05/13/21 02:25	1
Fluoride	**44**	**J**	50	24	ug/L			05/13/21 02:25	1
Sulfate	**25000**		1000	350	ug/L			05/13/21 02:25	1
Total Dissolved Solids	**270**	**H**	10	10	mg/L			05/11/21 17:32	1

Method: 9315 - Radium-226 (GFPC)

Analyte	Result	Qualifier	Count Uncert. (2σ+/-)	Total Uncert. (2σ+/-)	RL	MDC	Unit	Prepared	Analyzed	Dil Fac
Radium-226	0.0920	U	0.0977	0.0980	1.00	0.157	pCi/L	05/17/21 14:25	06/14/21 18:35	1

Carrier	*%Yield*	*Qualifier*	*Limits*	*Prepared*	*Analyzed*	*Dil Fac*
Ba Carrier	*77.8*		*40 - 110*	*05/17/21 14:25*	*06/14/21 18:35*	*1*

Method: 9320 - Radium-228 (GFPC)

Analyte	Result	Qualifier	Count Uncert. (2σ+/-)	Total Uncert. (2σ+/-)	RL	MDC	Unit	Prepared	Analyzed	Dil Fac
Radium-228	0.171	U	0.326	0.326	1.00	0.558	pCi/L	06/15/21 09:12	06/23/21 10:02	1

Carrier	*%Yield*	*Qualifier*	*Limits*	*Prepared*	*Analyzed*	*Dil Fac*
Ba Carrier	*57.0*		*40 - 110*	*06/15/21 09:12*	*06/23/21 10:02*	*1*
Y Carrier	*90.1*		*40 - 110*	*06/15/21 09:12*	*06/23/21 10:02*	*1*

Client Sample Results

Client: Dominion Energy Services, Inc.
Project/Site: Mount Storm Phase A CCR

Job ID: 240-148924-1
SDG: Mount Storm Phase A CCR

Client Sample ID: 042821NMW22
Date Collected: 04/28/21 09:20
Date Received: 04/30/21 10:20

Lab Sample ID: 240-148924-1
Matrix: Water

Method: Ra226_Ra228 Pos - Combined Radium-226 and Radium-228

Analyte	Result	Qualifier	Count Uncert. (2σ+/-)	Total Uncert. (2σ+/-)	RL	MDC	Unit	Prepared	Analyzed	Dil Fac
Radium 226 and 228	0.263	U	0.340	0.340	5.00	0.558	pCi/L		06/23/21 22:50	1

Client Sample ID: 042821NMWFGDW2

Date Collected: 04/28/21 10:40
Date Received: 04/30/21 10:20

Lab Sample ID: 240-148924-2

Matrix: Water

Method: 6010D - Metals (ICP) - Total Recoverable

Analyte	Result	Qualifier	RL	MDL	Unit	D	Prepared	Analyzed	Dil Fac
Boron	<23		100	23	ug/L		05/11/21 14:00	05/12/21 18:19	1

Method: 6020B - Metals (ICP/MS) - Total Recoverable

Analyte	Result	Qualifier	RL	MDL	Unit	D	Prepared	Analyzed	Dil Fac
Antimony	<0.57		2.0	0.57	ug/L		05/11/21 14:00	05/12/21 10:52	1
Arsenic	<0.75		5.0	0.75	ug/L		05/11/21 14:00	05/12/21 10:52	1
Barium	**210**		5.0	2.2	ug/L		05/11/21 14:00	05/12/21 10:52	1
Beryllium	<0.31		1.0	0.31	ug/L		05/11/21 14:00	05/12/21 10:52	1
Cadmium	<0.20		1.0	0.20	ug/L		05/11/21 14:00	05/12/21 10:52	1
Calcium	**39000**		1000	580	ug/L		05/11/21 14:00	05/12/21 10:52	1
Chromium	<0.98		2.0	0.98	ug/L		05/11/21 14:00	05/12/21 10:52	1
Cobalt	<0.19		1.0	0.19	ug/L		05/11/21 14:00	05/12/21 10:52	1
Lead	<0.45		1.0	0.45	ug/L		05/11/21 14:00	05/12/21 10:52	1
Lithium	**6.1**	**J**	8.0	1.7	ug/L		05/11/21 14:00	05/12/21 10:52	1
Molybdenum	<1.1		10	1.1	ug/L		05/11/21 14:00	05/12/21 10:52	1
Selenium	<0.89		5.0	0.89	ug/L		05/11/21 14:00	05/12/21 10:52	1
Thallium	**0.32**	**J**	1.0	0.20	ug/L		05/11/21 14:00	05/12/21 10:52	1

Method: 7470A - Mercury (CVAA)

Analyte	Result	Qualifier	RL	MDL	Unit	D	Prepared	Analyzed	Dil Fac
Mercury	<0.13		0.20	0.13	ug/L		05/11/21 14:00	05/12/21 15:27	1

General Chemistry

Analyte	Result	Qualifier	RL	MDL	Unit	D	Prepared	Analyzed	Dil Fac
Chloride	**920**	**J**	1000	280	ug/L			05/13/21 03:25	1
Fluoride	**70**		50	24	ug/L			05/13/21 03:25	1
Sulfate	**41000**		1000	350	ug/L			05/13/21 03:25	1
Total Dissolved Solids	**140**	**H**	10	10	mg/L			05/11/21 17:32	1

Method: 9315 - Radium-226 (GFPC)

Analyte	Result	Qualifier	Count Uncert. (2σ+/-)	Total Uncert. (2σ+/-)	RL	MDC	Unit	Prepared	Analyzed	Dil Fac
Radium-226	0.142	U	0.109	0.110	1.00	0.163	pCi/L	05/17/21 14:25	06/14/21 18:36	1

Carrier	*%Yield*	*Qualifier*	*Limits*	*Prepared*	*Analyzed*	*Dil Fac*
Ba Carrier	*81.1*		*40 - 110*	*05/17/21 14:25*	*06/14/21 18:36*	*1*

Method: 9320 - Radium-228 (GFPC)

Analyte	Result	Qualifier	Count Uncert. (2σ+/-)	Total Uncert. (2σ+/-)	RL	MDC	Unit	Prepared	Analyzed	Dil Fac
Radium-228	0.0185	U	0.240	0.240	1.00	0.427	pCi/L	05/17/21 15:19	06/08/21 11:14	1

Carrier	*%Yield*	*Qualifier*	*Limits*	*Prepared*	*Analyzed*	*Dil Fac*
Ba Carrier	*81.1*		*40 - 110*	*05/17/21 15:19*	*06/08/21 11:14*	*1*
Y Carrier	*136*	*X*	*40 - 110*	*05/17/21 15:19*	*06/08/21 11:14*	*1*

Client Sample Results

Client: Dominion Energy Services, Inc.
Project/Site: Mount Storm Phase A CCR

Job ID: 240-148924-1
SDG: Mount Storm Phase A CCR

Client Sample ID: 042821NMWFGDW2

Date Collected: 04/28/21 10:40
Date Received: 04/30/21 10:20

Lab Sample ID: 240-148924-2

Matrix: Water

Method: Ra226_Ra228 Pos - Combined Radium-226 and Radium-228

Analyte	Result	Qualifier	Count Uncert. (2σ+/-)	Total Uncert. (2σ+/-)	RL	MDC	Unit	Prepared	Analyzed	Dil Fac
Radium 226 and 228	0.160	U	0.264	0.264	5.00	0.427	pCi/L		06/15/21 16:57	1

Client Sample ID: 042821NMW5

Date Collected: 04/28/21 12:02
Date Received: 04/30/21 10:20

Lab Sample ID: 240-148924-3

Matrix: Water

Method: 6010D - Metals (ICP) - Total Recoverable

Analyte	Result	Qualifier	RL	MDL	Unit	D	Prepared	Analyzed	Dil Fac
Boron	<23		100	23	ug/L		05/11/21 14:00	05/13/21 05:05	1

Method: 6020B - Metals (ICP/MS) - Total Recoverable

Analyte	Result	Qualifier	RL	MDL	Unit	D	Prepared	Analyzed	Dil Fac
Antimony	<0.57		2.0	0.57	ug/L		05/11/21 14:00	05/12/21 11:09	1
Arsenic	<0.75		5.0	0.75	ug/L		05/11/21 14:00	05/12/21 11:09	1
Barium	**130**		5.0	2.2	ug/L		05/11/21 14:00	05/12/21 11:09	1
Beryllium	<0.31		1.0	0.31	ug/L		05/11/21 14:00	05/12/21 11:09	1
Cadmium	<0.20		1.0	0.20	ug/L		05/11/21 14:00	05/12/21 11:09	1
Calcium	**38000**		1000	580	ug/L		05/11/21 14:00	05/12/21 11:09	1
Chromium	<0.98		2.0	0.98	ug/L		05/11/21 14:00	05/12/21 11:09	1
Cobalt	**0.25**	**J**	1.0	0.19	ug/L		05/11/21 14:00	05/12/21 11:09	1
Lead	<0.45		1.0	0.45	ug/L		05/11/21 14:00	05/12/21 11:09	1
Lithium	**6.8**	**J**	8.0	1.7	ug/L		05/11/21 14:00	05/12/21 11:09	1
Molybdenum	<1.1		10	1.1	ug/L		05/11/21 14:00	05/12/21 11:09	1
Selenium	<0.89		5.0	0.89	ug/L		05/11/21 14:00	05/12/21 11:09	1
Thallium	**0.20**	**J**	1.0	0.20	ug/L		05/11/21 14:00	05/12/21 11:09	1

Method: 7470A - Mercury (CVAA)

Analyte	Result	Qualifier	RL	MDL	Unit	D	Prepared	Analyzed	Dil Fac
Mercury	<0.13		0.20	0.13	ug/L		05/11/21 14:00	05/12/21 15:40	1

General Chemistry

Analyte	Result	Qualifier	RL	MDL	Unit	D	Prepared	Analyzed	Dil Fac
Chloride	**1300**		1000	280	ug/L			05/18/21 05:14	1
Fluoride	**53**		50	24	ug/L			05/18/21 05:14	1
Sulfate	**11000**		1000	350	ug/L			05/18/21 05:14	1
Total Dissolved Solids	**110**	**H**	10	10	mg/L			05/11/21 17:32	1

Method: 9315 - Radium-226 (GFPC)

Analyte	Result	Qualifier	Count Uncert. (2σ+/-)	Total Uncert. (2σ+/-)	RL	MDC	Unit	Prepared	Analyzed	Dil Fac
Radium-226	0.0722	U	0.0811	0.0814	1.00	0.131	pCi/L	05/17/21 09:15	06/10/21 19:37	1

Carrier	*%Yield*	*Qualifier*	*Limits*	*Prepared*	*Analyzed*	*Dil Fac*
Ba Carrier	*84.4*		*40 - 110*	*05/17/21 09:15*	*06/10/21 19:37*	*1*

Method: 9320 - Radium-228 (GFPC)

Analyte	Result	Qualifier	Count Uncert. (2σ+/-)	Total Uncert. (2σ+/-)	RL	MDC	Unit	Prepared	Analyzed	Dil Fac
Radium-228	0.304	U	0.275	0.276	1.00	0.442	pCi/L	05/17/21 11:03	06/04/21 09:31	1

Carrier	*%Yield*	*Qualifier*	*Limits*	*Prepared*	*Analyzed*	*Dil Fac*
Ba Carrier	*84.4*		*40 - 110*	*05/17/21 11:03*	*06/04/21 09:31*	*1*
Y Carrier	*85.6*		*40 - 110*	*05/17/21 11:03*	*06/04/21 09:31*	*1*

Client Sample ID: 042821NMW5
Date Collected: 04/28/21 12:02
Date Received: 04/30/21 10:20

Lab Sample ID: 240-148924-3
Matrix: Water

Method: Ra226_Ra228 Pos - Combined Radium-226 and Radium-228

Analyte	Result	Qualifier	Count Uncert. (2σ+/-)	Total Uncert. (2σ+/-)	RL	MDC	Unit	Prepared	Analyzed	Dil Fac
Radium 226 and 228	0.376	U	0.287	0.288	5.00	0.442	pCi/L		06/14/21 18:55	1

Client Sample ID: 042821NMW8

Date Collected: 04/28/21 10:10
Date Received: 04/30/21 10:20

Lab Sample ID: 240-148924-4

Matrix: Water

Method: 6010D - Metals (ICP) - Total Recoverable

Analyte	Result	Qualifier	RL	MDL	Unit	D	Prepared	Analyzed	Dil Fac
Boron	<23		100	23	ug/L		05/11/21 14:00	05/13/21 05:09	1

Method: 6020B - Metals (ICP/MS) - Total Recoverable

Analyte	Result	Qualifier	RL	MDL	Unit	D	Prepared	Analyzed	Dil Fac
Antimony	<0.57		2.0	0.57	ug/L		05/11/21 14:00	05/12/21 11:16	1
Arsenic	<0.75		5.0	0.75	ug/L		05/11/21 14:00	05/12/21 11:16	1
Barium	**29**		5.0	2.2	ug/L		05/11/21 14:00	05/12/21 11:16	1
Beryllium	<0.31		1.0	0.31	ug/L		05/11/21 14:00	05/12/21 11:16	1
Cadmium	<0.20		1.0	0.20	ug/L		05/11/21 14:00	05/12/21 11:16	1
Calcium	**12000**		1000	580	ug/L		05/11/21 14:00	05/12/21 11:16	1
Chromium	<0.98		2.0	0.98	ug/L		05/11/21 14:00	05/12/21 11:16	1
Cobalt	<0.19		1.0	0.19	ug/L		05/11/21 14:00	05/12/21 11:16	1
Lead	<0.45		1.0	0.45	ug/L		05/11/21 14:00	05/12/21 11:16	1
Lithium	<1.7		8.0	1.7	ug/L		05/11/21 14:00	05/12/21 11:16	1
Molybdenum	<1.1		10	1.1	ug/L		05/11/21 14:00	05/12/21 11:16	1
Selenium	<0.89		5.0	0.89	ug/L		05/11/21 14:00	05/12/21 11:16	1
Thallium	<0.20		1.0	0.20	ug/L		05/11/21 14:00	05/12/21 11:16	1

Method: 7470A - Mercury (CVAA)

Analyte	Result	Qualifier	RL	MDL	Unit	D	Prepared	Analyzed	Dil Fac
Mercury	<0.13		0.20	0.13	ug/L		05/11/21 14:00	05/12/21 15:42	1

General Chemistry

Analyte	Result	Qualifier	RL	MDL	Unit	D	Prepared	Analyzed	Dil Fac
Chloride	**56000**		1000	280	ug/L			05/18/21 05:34	1
Fluoride	**44**	**J**	50	24	ug/L			05/18/21 05:34	1
Sulfate	**15000**		1000	350	ug/L			05/18/21 05:34	1
Total Dissolved Solids	**140**	**H**	10	10	mg/L			05/11/21 17:32	1

Method: 9315 - Radium-226 (GFPC)

Analyte	Result	Qualifier	Count Uncert. (2σ+/-)	Total Uncert. (2σ+/-)	RL	MDC	Unit	Prepared	Analyzed	Dil Fac
Radium-226	0.0258	U	0.0545	0.0546	1.00	0.0988	pCi/L	05/17/21 09:15	06/10/21 19:37	1

Carrier	*%Yield*	*Qualifier*	*Limits*	*Prepared*	*Analyzed*	*Dil Fac*
Ba Carrier	*110*		*40 - 110*	*05/17/21 09:15*	*06/10/21 19:37*	*1*

Method: 9320 - Radium-228 (GFPC)

Analyte	Result	Qualifier	Count Uncert. (2σ+/-)	Total Uncert. (2σ+/-)	RL	MDC	Unit	Prepared	Analyzed	Dil Fac
Radium-228	**0.358**		0.206	0.209	1.00	0.309	pCi/L	05/17/21 11:03	06/04/21 09:31	1

Carrier	*%Yield*	*Qualifier*	*Limits*	*Prepared*	*Analyzed*	*Dil Fac*
Ba Carrier	*110*		*40 - 110*	*05/17/21 11:03*	*06/04/21 09:31*	*1*
Y Carrier	*89.7*		*40 - 110*	*05/17/21 11:03*	*06/04/21 09:31*	*1*

Client Sample Results

Client: Dominion Energy Services, Inc.
Project/Site: Mount Storm Phase A CCR

Job ID: 240-148924-1
SDG: Mount Storm Phase A CCR

Client Sample ID: 042821NMW8
Date Collected: 04/28/21 10:10
Date Received: 04/30/21 10:20

Lab Sample ID: 240-148924-4
Matrix: Water

Method: Ra226_Ra228 Pos - Combined Radium-226 and Radium-228

Analyte	Result	Qualifier	Count Uncert. (2σ+/-)	Total Uncert. (2σ+/-)	RL	MDC	Unit	Prepared	Analyzed	Dil Fac
Radium 226 and 228	0.384		0.213	0.216	5.00	0.309	pCi/L		06/14/21 18:55	1

Client Sample ID: 042821NMW10

Date Collected: 04/28/21 13:41
Date Received: 04/30/21 10:20

Lab Sample ID: 240-148924-5

Matrix: Water

Method: 6010D - Metals (ICP) - Total Recoverable

Analyte	Result	Qualifier	RL	MDL	Unit	D	Prepared	Analyzed	Dil Fac
Boron	<23		100	23	ug/L		05/11/21 14:00	05/13/21 05:14	1

Method: 6020B - Metals (ICP/MS) - Total Recoverable

Analyte	Result	Qualifier	RL	MDL	Unit	D	Prepared	Analyzed	Dil Fac
Antimony	<0.57		2.0	0.57	ug/L		05/11/21 14:00	05/12/21 11:19	1
Arsenic	<0.75		5.0	0.75	ug/L		05/11/21 14:00	05/12/21 11:19	1
Barium	**120**		5.0	2.2	ug/L		05/11/21 14:00	05/12/21 11:19	1
Beryllium	**0.37**	**J**	1.0	0.31	ug/L		05/11/21 14:00	05/12/21 11:19	1
Cadmium	**0.23**	**J**	1.0	0.20	ug/L		05/11/21 14:00	05/12/21 11:19	1
Calcium	**3600**		1000	580	ug/L		05/11/21 14:00	05/12/21 11:19	1
Chromium	<0.98		2.0	0.98	ug/L		05/11/21 14:00	05/12/21 11:19	1
Cobalt	**0.39**	**J**	1.0	0.19	ug/L		05/11/21 14:00	05/12/21 11:19	1
Lead	<0.45		1.0	0.45	ug/L		05/11/21 14:00	05/12/21 11:19	1
Lithium	<1.7		8.0	1.7	ug/L		05/11/21 14:00	05/12/21 11:19	1
Molybdenum	<1.1		10	1.1	ug/L		05/11/21 14:00	05/12/21 11:19	1
Selenium	<0.89		5.0	0.89	ug/L		05/11/21 14:00	05/12/21 11:19	1
Thallium	<0.20		1.0	0.20	ug/L		05/11/21 14:00	05/12/21 11:19	1

Method: 7470A - Mercury (CVAA)

Analyte	Result	Qualifier	RL	MDL	Unit	D	Prepared	Analyzed	Dil Fac
Mercury	<0.13		0.20	0.13	ug/L		05/11/21 14:00	05/12/21 15:44	1

General Chemistry

Analyte	Result	Qualifier	RL	MDL	Unit	D	Prepared	Analyzed	Dil Fac
Chloride	**610**	**J**	1000	280	ug/L			05/13/21 02:45	1
Fluoride	**46**	**J**	50	24	ug/L			05/13/21 02:45	1
Sulfate	**9400**		1000	350	ug/L			05/13/21 02:45	1
Total Dissolved Solids	**33**	**H**	10	10	mg/L			05/12/21 16:00	1

Method: 9315 - Radium-226 (GFPC)

Analyte	Result	Qualifier	Count Uncert. (2σ+/-)	Total Uncert. (2σ+/-)	RL	MDC	Unit	Prepared	Analyzed	Dil Fac
Radium-226	**0.177**		0.121	0.122	1.00	0.173	pCi/L	05/17/21 14:25	06/14/21 18:37	1

Carrier	*%Yield*	*Qualifier*	*Limits*	*Prepared*	*Analyzed*	*Dil Fac*
Ba Carrier	*72.1*		*40 - 110*	*05/17/21 14:25*	*06/14/21 18:37*	*1*

Method: 9320 - Radium-228 (GFPC)

Analyte	Result	Qualifier	Count Uncert. (2σ+/-)	Total Uncert. (2σ+/-)	RL	MDC	Unit	Prepared	Analyzed	Dil Fac
Radium-228	0.203	U	0.287	0.288	1.00	0.481	pCi/L	05/17/21 15:19	06/08/21 11:14	1

Carrier	*%Yield*	*Qualifier*	*Limits*	*Prepared*	*Analyzed*	*Dil Fac*
Ba Carrier	*72.1*		*40 - 110*	*05/17/21 15:19*	*06/08/21 11:14*	*1*
Y Carrier	*88.6*		*40 - 110*	*05/17/21 15:19*	*06/08/21 11:14*	*1*

Client: Dominion Energy Services, Inc.
Project/Site: Mount Storm Phase A CCR

Job ID: 240-148924-1
SDG: Mount Storm Phase A CCR

Client Sample ID: 042821NMW10
Date Collected: 04/28/21 13:41
Date Received: 04/30/21 10:20

Lab Sample ID: 240-148924-5
Matrix: Water

Method: Ra226_Ra228 Pos - Combined Radium-226 and Radium-228

Analyte	Result	Qualifier	Count Uncert. (2σ+/-)	Total Uncert. (2σ+/-)	RL	MDC	Unit	Prepared	Analyzed	Dil Fac
Radium 226 and 228	0.380	U	0.311	0.313	5.00	0.481	pCi/L		06/15/21 16:57	1

Client Sample Results

Client: Dominion Energy Services, Inc.
Project/Site: Mount Storm Phase A CCR

Job ID: 240-148924-1
SDG: Mount Storm Phase A CCR

Client Sample ID: 042721NMWFGDW6
Date Collected: 04/27/21 11:00
Date Received: 04/30/21 10:20

Lab Sample ID: 240-148924-6
Matrix: Water

General Chemistry

Analyte	Result	Qualifier	RL	MDL	Unit	D	Prepared	Analyzed	Dil Fac
Total Dissolved Solids	39	H	10	10	mg/L			05/11/21 17:32	1

Client Sample ID: 042821FB

Date Collected: 04/28/21 16:00
Date Received: 04/30/21 10:20

Lab Sample ID: 240-148924-7

Matrix: Water

Method: 6010D - Metals (ICP) - Total Recoverable

Analyte	Result	Qualifier	RL	MDL	Unit	D	Prepared	Analyzed	Dil Fac
Boron	<23		100	23	ug/L		05/11/21 14:00	05/13/21 05:23	1

Method: 6020B - Metals (ICP/MS) - Total Recoverable

Analyte	Result	Qualifier	RL	MDL	Unit	D	Prepared	Analyzed	Dil Fac
Antimony	<0.57		2.0	0.57	ug/L		05/11/21 14:00	05/12/21 11:24	1
Arsenic	<0.75		5.0	0.75	ug/L		05/11/21 14:00	05/12/21 11:24	1
Barium	<2.2		5.0	2.2	ug/L		05/11/21 14:00	05/12/21 11:24	1
Beryllium	<0.31		1.0	0.31	ug/L		05/11/21 14:00	05/12/21 11:24	1
Cadmium	<0.20		1.0	0.20	ug/L		05/11/21 14:00	05/12/21 11:24	1
Calcium	<580		1000	580	ug/L		05/11/21 14:00	05/12/21 11:24	1
Chromium	<0.98		2.0	0.98	ug/L		05/11/21 14:00	05/12/21 11:24	1
Cobalt	<0.19		1.0	0.19	ug/L		05/11/21 14:00	05/12/21 11:24	1
Lead	<0.45		1.0	0.45	ug/L		05/11/21 14:00	05/12/21 11:24	1
Lithium	<1.7		8.0	1.7	ug/L		05/11/21 14:00	05/12/21 11:24	1
Molybdenum	<1.1		10	1.1	ug/L		05/11/21 14:00	05/12/21 11:24	1
Selenium	<0.89		5.0	0.89	ug/L		05/11/21 14:00	05/12/21 11:24	1
Thallium	<0.20		1.0	0.20	ug/L		05/11/21 14:00	05/12/21 11:24	1

Method: 7470A - Mercury (CVAA)

Analyte	Result	Qualifier	RL	MDL	Unit	D	Prepared	Analyzed	Dil Fac
Mercury	<0.13		0.20	0.13	ug/L		05/11/21 14:00	05/12/21 15:48	1

General Chemistry

Analyte	Result	Qualifier	RL	MDL	Unit	D	Prepared	Analyzed	Dil Fac
Chloride	<280		1000	280	ug/L			05/13/21 03:05	1
Fluoride	<24		50	24	ug/L			05/13/21 03:05	1
Sulfate	<350		1000	350	ug/L			05/13/21 03:05	1
Total Dissolved Solids	<10	H	10	10	mg/L			05/11/21 17:32	1

Method: 9315 - Radium-226 (GFPC)

Analyte	Result	Qualifier	Count Uncert. (2σ+/-)	Total Uncert. (2σ+/-)	RL	MDC	Unit	Prepared	Analyzed	Dil Fac
Radium-226	0.0614	U	0.0803	0.0805	1.00	0.134	pCi/L	05/17/21 14:25	06/14/21 18:37	1

Carrier	*%Yield*	*Qualifier*	*Limits*	*Prepared*	*Analyzed*	*Dil Fac*
Ba Carrier	*88.3*		*40 - 110*	*05/17/21 14:25*	*06/14/21 18:37*	*1*

Method: 9320 - Radium-228 (GFPC)

Analyte	Result	Qualifier	Count Uncert. (2σ+/-)	Total Uncert. (2σ+/-)	RL	MDC	Unit	Prepared	Analyzed	Dil Fac
Radium-228	-0.0709	U	0.220	0.220	1.00	0.409	pCi/L	05/17/21 15:19	06/08/21 11:15	1

Carrier	*%Yield*	*Qualifier*	*Limits*	*Prepared*	*Analyzed*	*Dil Fac*
Ba Carrier	*88.3*		*40 - 110*	*05/17/21 15:19*	*06/08/21 11:15*	*1*
Y Carrier	*89.3*		*40 - 110*	*05/17/21 15:19*	*06/08/21 11:15*	*1*

Client: Dominion Energy Services, Inc.
Project/Site: Mount Storm Phase A CCR

Job ID: 240-148924-1
SDG: Mount Storm Phase A CCR

Client Sample ID: 042821FB
Date Collected: 04/28/21 16:00
Date Received: 04/30/21 10:20

Lab Sample ID: 240-148924-7
Matrix: Water

Method: Ra226_Ra228 Pos - Combined Radium-226 and Radium-228

Analyte	Result	Qualifier	Count Uncert. (2σ+/-)	Total Uncert. (2σ+/-)	RL	MDC	Unit	Prepared	Analyzed	Dil Fac
Radium 226 and 228	0.0614	U	0.234	0.234	5.00	0.409	pCi/L		06/15/21 16:57	1

Client Sample ID: 042821FD

Date Collected: 04/28/21 12:00
Date Received: 04/30/21 10:20

Lab Sample ID: 240-148924-8

Matrix: Water

Method: 6010D - Metals (ICP) - Total Recoverable

Analyte	Result	Qualifier	RL	MDL	Unit	D	Prepared	Analyzed	Dil Fac
Boron	<23		100	23	ug/L		05/11/21 14:00	05/13/21 05:27	1

Method: 6020B - Metals (ICP/MS) - Total Recoverable

Analyte	Result	Qualifier	RL	MDL	Unit	D	Prepared	Analyzed	Dil Fac
Antimony	<0.57		2.0	0.57	ug/L		05/11/21 14:00	05/12/21 11:27	1
Arsenic	<0.75		5.0	0.75	ug/L		05/11/21 14:00	05/12/21 11:27	1
Barium	**210**		5.0	2.2	ug/L		05/11/21 14:00	05/12/21 11:27	1
Beryllium	<0.31		1.0	0.31	ug/L		05/11/21 14:00	05/12/21 11:27	1
Cadmium	<0.20		1.0	0.20	ug/L		05/11/21 14:00	05/12/21 11:27	1
Calcium	**38000**		1000	580	ug/L		05/11/21 14:00	05/12/21 11:27	1
Chromium	<0.98		2.0	0.98	ug/L		05/11/21 14:00	05/12/21 11:27	1
Cobalt	<0.19		1.0	0.19	ug/L		05/11/21 14:00	05/12/21 11:27	1
Lead	<0.45		1.0	0.45	ug/L		05/11/21 14:00	05/12/21 11:27	1
Lithium	**5.1**	**J**	8.0	1.7	ug/L		05/11/21 14:00	05/12/21 11:27	1
Molybdenum	<1.1		10	1.1	ug/L		05/11/21 14:00	05/12/21 11:27	1
Selenium	<0.89		5.0	0.89	ug/L		05/11/21 14:00	05/12/21 11:27	1
Thallium	<0.20		1.0	0.20	ug/L		05/11/21 14:00	05/12/21 11:27	1

Method: 7470A - Mercury (CVAA)

Analyte	Result	Qualifier	RL	MDL	Unit	D	Prepared	Analyzed	Dil Fac
Mercury	<0.13		0.20	0.13	ug/L		05/11/21 14:00	05/12/21 15:50	1

General Chemistry

Analyte	Result	Qualifier	RL	MDL	Unit	D	Prepared	Analyzed	Dil Fac
Chloride	**1000**		1000	280	ug/L			05/13/21 04:26	1
Fluoride	**72**		50	24	ug/L			05/13/21 04:26	1
Sulfate	**41000**		1000	350	ug/L			05/13/21 04:26	1
Total Dissolved Solids	**150**	**H**	10	10	mg/L			05/11/21 17:32	1

Method: 9315 - Radium-226 (GFPC)

Analyte	Result	Qualifier	Count Uncert. (2σ+/-)	Total Uncert. (2σ+/-)	RL	MDC	Unit	Prepared	Analyzed	Dil Fac
Radium-226	0.132	U	0.0972	0.0979	1.00	0.141	pCi/L	05/17/21 14:25	06/14/21 18:38	1

Carrier	*%Yield*	*Qualifier*	*Limits*	*Prepared*	*Analyzed*	*Dil Fac*
Ba Carrier	*82.9*		*40 - 110*	*05/17/21 14:25*	*06/14/21 18:38*	*1*

Method: 9320 - Radium-228 (GFPC)

Analyte	Result	Qualifier	Count Uncert. (2σ+/-)	Total Uncert. (2σ+/-)	RL	MDC	Unit	Prepared	Analyzed	Dil Fac
Radium-228	0.276	U	0.262	0.263	1.00	0.422	pCi/L	05/17/21 15:19	06/08/21 11:15	1

Carrier	*%Yield*	*Qualifier*	*Limits*	*Prepared*	*Analyzed*	*Dil Fac*
Ba Carrier	*82.9*		*40 - 110*	*05/17/21 15:19*	*06/08/21 11:15*	*1*
Y Carrier	*87.5*		*40 - 110*	*05/17/21 15:19*	*06/08/21 11:15*	*1*

Client Sample Results

Client: Dominion Energy Services, Inc.
Project/Site: Mount Storm Phase A CCR

Job ID: 240-148924-1
SDG: Mount Storm Phase A CCR

Client Sample ID: 042821FD

Date Collected: 04/28/21 12:00
Date Received: 04/30/21 10:20

Lab Sample ID: 240-148924-8

Matrix: Water

Method: Ra226_Ra228 Pos - Combined Radium-226 and Radium-228

Analyte	Result	Qualifier	Count Uncert. (2σ+/-)	Total Uncert. (2σ+/-)	RL	MDC	Unit	Prepared	Analyzed	Dil Fac
Radium 226 and 228	0.408	U	0.279	0.281	5.00	0.422	pCi/L		06/15/21 16:57	1

Client Sample ID: 042721NMWFGDW6

Date Collected: 04/27/21 15:45
Date Received: 04/30/21 10:20

Lab Sample ID: 240-148924-17

Matrix: Water

Method: 6010D - Metals (ICP) - Total Recoverable

Analyte	Result	Qualifier	RL	MDL	Unit	D	Prepared	Analyzed	Dil Fac
Boron	<23		100	23	ug/L		05/13/21 14:00	05/14/21 11:33	1

Method: 6020B - Metals (ICP/MS) - Total Recoverable

Analyte	Result	Qualifier	RL	MDL	Unit	D	Prepared	Analyzed	Dil Fac
Antimony	<0.57		2.0	0.57	ug/L		05/13/21 14:00	05/14/21 17:22	1
Arsenic	<0.75		5.0	0.75	ug/L		05/13/21 14:00	05/14/21 17:22	1
Barium	**110**	**B**	5.0	2.2	ug/L		05/13/21 14:00	05/14/21 17:22	1
Beryllium	**0.34**	**J**	1.0	0.31	ug/L		05/13/21 14:00	05/14/21 17:22	1
Cadmium	**0.20**	**J**	1.0	0.20	ug/L		05/13/21 14:00	05/14/21 17:22	1
Calcium	**11000**		1000	580	ug/L		05/13/21 14:00	05/14/21 17:22	1
Chromium	<0.98		2.0	0.98	ug/L		05/13/21 14:00	05/14/21 17:22	1
Cobalt	**0.50**	**J**	1.0	0.19	ug/L		05/13/21 14:00	05/14/21 17:22	1
Lead	<0.45		1.0	0.45	ug/L		05/13/21 14:00	05/14/21 17:22	1
Lithium	<1.7		8.0	1.7	ug/L		05/13/21 14:00	05/14/21 17:22	1
Molybdenum	<1.1		10	1.1	ug/L		05/13/21 14:00	05/14/21 17:22	1
Selenium	<0.89		5.0	0.89	ug/L		05/13/21 14:00	05/14/21 17:22	1
Thallium	<0.20		1.0	0.20	ug/L		05/13/21 14:00	05/14/21 17:22	1

Method: 7470A - Mercury (CVAA)

Analyte	Result	Qualifier	RL	MDL	Unit	D	Prepared	Analyzed	Dil Fac
Mercury	<0.13		0.20	0.13	ug/L		05/13/21 14:00	05/14/21 13:45	1

General Chemistry

Analyte	Result	Qualifier	RL	MDL	Unit	D	Prepared	Analyzed	Dil Fac
Chloride	**2700**		1000	280	ug/L			05/18/21 06:34	1
Fluoride	**60**		50	24	ug/L			05/18/21 06:34	1
Sulfate	**10000**		1000	350	ug/L			05/18/21 06:34	1

Method: 9315 - Radium-226 (GFPC)

Analyte	Result	Qualifier	Count Uncert. (2σ+/-)	Total Uncert. (2σ+/-)	RL	MDC	Unit	Prepared	Analyzed	Dil Fac
Radium-226	0.104	U	0.0923	0.0928	1.00	0.141	pCi/L	05/17/21 14:25	06/14/21 21:04	1

Carrier	*%Yield*	*Qualifier*	*Limits*	*Prepared*	*Analyzed*	*Dil Fac*
Ba Carrier	*86.5*		*40 - 110*	*05/17/21 14:25*	*06/14/21 21:04*	*1*

Method: 9320 - Radium-228 (GFPC)

Analyte	Result	Qualifier	Count Uncert. (2σ+/-)	Total Uncert. (2σ+/-)	RL	MDC	Unit	Prepared	Analyzed	Dil Fac
Radium-228	**0.443**		0.273	0.276	1.00	0.416	pCi/L	05/17/21 15:19	06/08/21 11:20	1

Carrier	*%Yield*	*Qualifier*	*Limits*	*Prepared*	*Analyzed*	*Dil Fac*
Ba Carrier	*86.5*		*40 - 110*	*05/17/21 15:19*	*06/08/21 11:20*	*1*
Y Carrier	*89.0*		*40 - 110*	*05/17/21 15:19*	*06/08/21 11:20*	*1*

Client Sample Results

Client: Dominion Energy Services, Inc.
Project/Site: Mount Storm Phase A CCR

Job ID: 240-148924-1
SDG: Mount Storm Phase A CCR

Client Sample ID: 042721NMWFGDW6

Date Collected: 04/27/21 15:45
Date Received: 04/30/21 10:20

Lab Sample ID: 240-148924-17

Matrix: Water

Method: Ra226_Ra228 Pos - Combined Radium-226 and Radium-228

Analyte	Result	Qualifier	Count Uncert. (2σ+/-)	Total Uncert. (2σ+/-)	RL	MDC	Unit	Prepared	Analyzed	Dil Fac
Radium 226 and 228	0.547		0.288	0.291	5.00	0.416	pCi/L		06/15/21 16:57	1

Tracer/Carrier Summary

Client: Dominion Energy Services, Inc.
Project/Site: Mount Storm Phase A CCR

Job ID: 240-148924-1
SDG: Mount Storm Phase A CCR

Method: 9315 - Radium-226 (GFPC)

Matrix: Water — **Prep Type: Total/NA**

		Percent Yield (Acceptance Limits)
Lab Sample ID	Client Sample ID	Ba (40-110)
160-42008-E-1-B MS	Matrix Spike	76.9
160-42008-E-1-C MSD	Matrix Spike Duplicate	82.0
180-121360-I-8-A DU	Duplicate	79.9
240-148924-1	042821NMW22	77.8
240-148924-2	042821NMWFGDW2	81.1
240-148924-2 MS	042821NMWFGDW2	78.4
240-148924-2 MSD	042821NMWFGDW2	79.3
240-148924-3	042821NMW5	84.4
240-148924-4	042821NMW8	110
240-148924-5	042821NMW10	72.1
240-148924-7	042821FB	88.3
240-148924-8	042821FD	82.9
240-148924-17	042721NMWFGDW6	86.5
LCS 160-510090/1-A	Lab Control Sample	58.6
LCS 160-510114/1-A	Lab Control Sample	75.7
LCSD 160-510114/2-A	Lab Control Sample Dup	61.6
MB 160-510090/24-A	Method Blank	77.5
MB 160-510114/23-A	Method Blank	88.9

Tracer/Carrier Legend

Ba = Ba Carrier

Method: 9320 - Radium-228 (GFPC)

Matrix: Water — **Prep Type: Total/NA**

		Percent Yield (Acceptance Limits)	
Lab Sample ID	Client Sample ID	Ba (40-110)	Y (40-110)
160-42008-E-1-E MS	Matrix Spike	76.9	84.5
160-42008-E-1-F MSD	Matrix Spike Duplicate	82.0	86.0
180-121360-I-8-B DU	Duplicate	79.9	88.6
240-148924-1	042821NMW22	57.0	90.1
240-148924-2	042821NMWFGDW2	81.1	136 X
240-148924-2 MS	042821NMWFGDW2	78.4	89.7
240-148924-2 MSD	042821NMWFGDW2	79.3	87.9
240-148924-3	042821NMW5	84.4	85.6
240-148924-4	042821NMW8	110	89.7
240-148924-5	042821NMW10	72.1	88.6
240-148924-7	042821FB	88.3	89.3
240-148924-8	042821FD	82.9	87.5
240-148924-17	042721NMWFGDW6	86.5	89.0
LCS 160-510098/1-A	Lab Control Sample	58.6	83.4
LCS 160-510116/1-A	Lab Control Sample	75.7	84.1
LCS 160-514287/1-A	Lab Control Sample	72.0	85.2
LCSD 160-510116/2-A	Lab Control Sample Dup	61.6	81.5
LCSD 160-514287/2-A	Lab Control Sample Dup	66.4	86.4
MB 160-510098/24-A	Method Blank	77.5	87.9
MB 160-510116/23-A	Method Blank	88.9	80.4
MB 160-514287/4-A	Method Blank	68.2	87.5

Tracer/Carrier Legend

Tracer/Carrier Summary

Client: Dominion Energy Services, Inc.
Project/Site: Mount Storm Phase A CCR

Job ID: 240-148924-1
SDG: Mount Storm Phase A CCR

Ba = Ba Carrier
Y = Y Carrier

Method: 6010D - Metals (ICP)

Lab Sample ID: MB 240-485076/1-A
Matrix: Water
Analysis Batch: 485588

Client Sample ID: Method Blank
Prep Type: Total Recoverable
Prep Batch: 485076

Analyte	MB Result	MB Qualifier	RL	MDL	Unit	D	Prepared	Analyzed	Dil Fac
Boron	<23		100	23	ug/L		05/11/21 14:00	05/12/21 18:11	1

Lab Sample ID: LCS 240-485076/2-A
Matrix: Water
Analysis Batch: 485588

Client Sample ID: Lab Control Sample
Prep Type: Total Recoverable
Prep Batch: 485076

Analyte	Spike Added	LCS Result	LCS Qualifier	Unit	D	%Rec	%Rec. Limits
Boron	1000	986		ug/L		99	80 - 120

Lab Sample ID: 240-148924-1 MS
Matrix: Water
Analysis Batch: 485588

Client Sample ID: 042821NMW22
Prep Type: Total Recoverable
Prep Batch: 485076

Analyte	Sample Result	Sample Qualifier	Spike Added	MS Result	MS Qualifier	Unit	D	%Rec	%Rec. Limits
Boron	<23		1000	1060		ug/L		106	75 - 125

Lab Sample ID: 240-148924-1 MSD
Matrix: Water
Analysis Batch: 485588

Client Sample ID: 042821NMW22
Prep Type: Total Recoverable
Prep Batch: 485076

Analyte	Sample Result	Sample Qualifier	Spike Added	MSD Result	MSD Qualifier	Unit	D	%Rec	%Rec. Limits	RPD	RPD Limit
Boron	<23		1000	1020		ug/L		102	75 - 125	4	20

Lab Sample ID: 240-148924-2 MS
Matrix: Water
Analysis Batch: 485588

Client Sample ID: 042821NMWFGDW2
Prep Type: Total Recoverable
Prep Batch: 485076

Analyte	Sample Result	Sample Qualifier	Spike Added	MS Result	MS Qualifier	Unit	D	%Rec	%Rec. Limits
Boron	<23		1000	1050		ug/L		105	75 - 125

Lab Sample ID: 240-148924-2 MSD
Matrix: Water
Analysis Batch: 485588

Client Sample ID: 042821NMWFGDW2
Prep Type: Total Recoverable
Prep Batch: 485076

Analyte	Sample Result	Sample Qualifier	Spike Added	MSD Result	MSD Qualifier	Unit	D	%Rec	%Rec. Limits	RPD	RPD Limit
Boron	<23		1000	1050		ug/L		105	75 - 125	0	20

Lab Sample ID: MB 240-485614/1-A
Matrix: Water
Analysis Batch: 486046

Client Sample ID: Method Blank
Prep Type: Total Recoverable
Prep Batch: 485614

Analyte	MB Result	MB Qualifier	RL	MDL	Unit	D	Prepared	Analyzed	Dil Fac
Boron	<23		100	23	ug/L		05/13/21 14:00	05/14/21 10:38	1

Lab Sample ID: LCS 240-485614/2-A
Matrix: Water
Analysis Batch: 486046

Client Sample ID: Lab Control Sample
Prep Type: Total Recoverable
Prep Batch: 485614

Analyte	Spike Added	LCS Result	LCS Qualifier	Unit	D	%Rec	%Rec. Limits
Boron	1000	1080		ug/L		108	80 - 120

Method: 6010D - Metals (ICP)

Lab Sample ID: 240-149202-P-1-B MS
Matrix: Water
Analysis Batch: 486046

Client Sample ID: Matrix Spike
Prep Type: Dissolved
Prep Batch: 485614

Analyte	Sample Result	Sample Qualifier	Spike Added	MS Result	MS Qualifier	Unit	D	%Rec	%Rec. Limits
Boron	530		1000	1700		ug/L		116	75 - 125

Lab Sample ID: 240-149202-P-1-C MSD
Matrix: Water
Analysis Batch: 486046

Client Sample ID: Matrix Spike Duplicate
Prep Type: Dissolved
Prep Batch: 485614

Analyte	Sample Result	Sample Qualifier	Spike Added	MSD Result	MSD Qualifier	Unit	D	%Rec	%Rec. Limits	RPD	RPD Limit
Boron	530		1000	1670		ug/L		114	75 - 125	2	20

Method: 6020B - Metals (ICP/MS)

Lab Sample ID: MB 240-485076/1-A
Matrix: Water
Analysis Batch: 485542

Client Sample ID: Method Blank
Prep Type: Total Recoverable
Prep Batch: 485076

Analyte	MB Result	MB Qualifier	RL	MDL	Unit	D	Prepared	Analyzed	Dil Fac
Antimony	<0.57		2.0	0.57	ug/L		05/11/21 14:00	05/12/21 10:47	1
Arsenic	<0.75		5.0	0.75	ug/L		05/11/21 14:00	05/12/21 10:47	1
Barium	<2.2		5.0	2.2	ug/L		05/11/21 14:00	05/12/21 10:47	1
Beryllium	<0.31		1.0	0.31	ug/L		05/11/21 14:00	05/12/21 10:47	1
Cadmium	<0.20		1.0	0.20	ug/L		05/11/21 14:00	05/12/21 10:47	1
Calcium	<580		1000	580	ug/L		05/11/21 14:00	05/12/21 10:47	1
Chromium	<0.98		2.0	0.98	ug/L		05/11/21 14:00	05/12/21 10:47	1
Cobalt	<0.19		1.0	0.19	ug/L		05/11/21 14:00	05/12/21 10:47	1
Lead	<0.45		1.0	0.45	ug/L		05/11/21 14:00	05/12/21 10:47	1
Lithium	<1.7		8.0	1.7	ug/L		05/11/21 14:00	05/12/21 10:47	1
Molybdenum	<1.1		10	1.1	ug/L		05/11/21 14:00	05/12/21 10:47	1
Selenium	<0.89		5.0	0.89	ug/L		05/11/21 14:00	05/12/21 10:47	1
Thallium	<0.20		1.0	0.20	ug/L		05/11/21 14:00	05/12/21 10:47	1

Lab Sample ID: LCS 240-485076/3-A
Matrix: Water
Analysis Batch: 485542

Client Sample ID: Lab Control Sample
Prep Type: Total Recoverable
Prep Batch: 485076

Analyte	Spike Added	LCS Result	LCS Qualifier	Unit	D	%Rec	%Rec. Limits
Antimony	100	97.8		ug/L		98	80 - 120
Arsenic	1000	913		ug/L		91	80 - 120
Barium	1000	939		ug/L		94	80 - 120
Beryllium	500	453		ug/L		91	80 - 120
Cadmium	500	478		ug/L		96	80 - 120
Calcium	25000	23800		ug/L		95	80 - 120
Chromium	500	486		ug/L		97	80 - 120
Cobalt	500	487		ug/L		97	80 - 120
Lead	500	494		ug/L		99	80 - 120
Lithium	500	462		ug/L		92	80 - 120
Molybdenum	500	477		ug/L		95	80 - 120
Selenium	1000	930		ug/L		93	80 - 120
Thallium	1000	979		ug/L		98	80 - 120

Method: 6020B - Metals (ICP/MS) (Continued)

Lab Sample ID: 240-148924-2 MS
Matrix: Water
Analysis Batch: 485542

Client Sample ID: 042821NMWFGDW2
Prep Type: Total Recoverable
Prep Batch: 485076

Analyte	Sample Result	Sample Qualifier	Spike Added	MS Result	MS Qualifier	Unit	D	%Rec	%Rec. Limits
Antimony	<0.57		100	104		ug/L		104	80 - 120
Arsenic	<0.75		1000	986		ug/L		99	80 - 120
Barium	210		1000	1270		ug/L		106	80 - 120
Beryllium	<0.31		500	492		ug/L		98	80 - 120
Cadmium	<0.20		500	507		ug/L		101	80 - 120
Calcium	39000		25000	60800		ug/L		87	80 - 120
Chromium	<0.98		500	515		ug/L		103	80 - 120
Cobalt	<0.19		500	519		ug/L		104	80 - 120
Lead	<0.45		500	531		ug/L		106	80 - 120
Lithium	6.1	J	500	510		ug/L		101	80 - 120
Molybdenum	<1.1		500	512		ug/L		102	80 - 120
Selenium	<0.89		1000	988		ug/L		99	80 - 120
Thallium	0.32	J	1000	1040		ug/L		104	80 - 120

Lab Sample ID: 240-148924-2 MSD
Matrix: Water
Analysis Batch: 485542

Client Sample ID: 042821NMWFGDW2
Prep Type: Total Recoverable
Prep Batch: 485076

Analyte	Sample Result	Sample Qualifier	Spike Added	MSD Result	MSD Qualifier	Unit	D	%Rec	%Rec. Limits	RPD	RPD Limit
Antimony	<0.57		100	101		ug/L		101	80 - 120	3	20
Arsenic	<0.75		1000	969		ug/L		97	80 - 120	2	20
Barium	210		1000	1240		ug/L		103	80 - 120	2	20
Beryllium	<0.31		500	480		ug/L		96	80 - 120	3	20
Cadmium	<0.20		500	497		ug/L		99	80 - 120	2	20
Calcium	39000		25000	61200		ug/L		89	80 - 120	1	20
Chromium	<0.98		500	498		ug/L		100	80 - 120	3	20
Cobalt	<0.19		500	508		ug/L		102	80 - 120	2	20
Lead	<0.45		500	521		ug/L		104	80 - 120	2	20
Lithium	6.1	J	500	501		ug/L		99	80 - 120	2	20
Molybdenum	<1.1		500	510		ug/L		102	80 - 120	0	20
Selenium	<0.89		1000	963		ug/L		96	80 - 120	3	20
Thallium	0.32	J	1000	1020		ug/L		102	80 - 120	2	20

Lab Sample ID: MB 240-485614/1-A
Matrix: Water
Analysis Batch: 486144

Client Sample ID: Method Blank
Prep Type: Total Recoverable
Prep Batch: 485614

Analyte	MB Result	MB Qualifier	RL	MDL	Unit	D	Prepared	Analyzed	Dil Fac
Antimony	<0.57		2.0	0.57	ug/L		05/13/21 14:00	05/17/21 13:11	1
Arsenic	<0.75		5.0	0.75	ug/L		05/13/21 14:00	05/17/21 13:11	1
Barium	3.04	J	5.0	2.2	ug/L		05/13/21 14:00	05/17/21 13:11	1
Beryllium	<0.31		1.0	0.31	ug/L		05/13/21 14:00	05/17/21 13:11	1
Cadmium	<0.20		1.0	0.20	ug/L		05/13/21 14:00	05/17/21 13:11	1
Calcium	<580		1000	580	ug/L		05/13/21 14:00	05/17/21 13:11	1
Chromium	<0.98		2.0	0.98	ug/L		05/13/21 14:00	05/17/21 13:11	1
Cobalt	<0.19		1.0	0.19	ug/L		05/13/21 14:00	05/17/21 13:11	1
Lead	<0.45		1.0	0.45	ug/L		05/13/21 14:00	05/17/21 13:11	1
Lithium	<1.7		8.0	1.7	ug/L		05/13/21 14:00	05/17/21 13:11	1
Molybdenum	<1.1		10	1.1	ug/L		05/13/21 14:00	05/17/21 13:11	1

Method: 6020B - Metals (ICP/MS) (Continued)

Lab Sample ID: MB 240-485614/1-A
Matrix: Water
Analysis Batch: 486144

Client Sample ID: Method Blank
Prep Type: Total Recoverable
Prep Batch: 485614

Analyte	MB Result	MB Qualifier	RL	MDL	Unit	D	Prepared	Analyzed	Dil Fac
Selenium	<0.89		5.0	0.89	ug/L		05/13/21 14:00	05/17/21 13:11	1
Thallium	<0.20		1.0	0.20	ug/L		05/13/21 14:00	05/17/21 13:11	1

Lab Sample ID: LCS 240-485614/3-A
Matrix: Water
Analysis Batch: 486144

Client Sample ID: Lab Control Sample
Prep Type: Total Recoverable
Prep Batch: 485614

Analyte	Spike Added	LCS Result	LCS Qualifier	Unit	D	%Rec	%Rec. Limits
Antimony	100	90.6		ug/L		91	80 - 120
Arsenic	1000	868		ug/L		87	80 - 120
Barium	1000	855		ug/L		85	80 - 120
Beryllium	500	445		ug/L		89	80 - 120
Cadmium	500	439		ug/L		88	80 - 120
Calcium	25000	22300		ug/L		89	80 - 120
Chromium	500	450		ug/L		90	80 - 120
Cobalt	500	460		ug/L		92	80 - 120
Lead	500	461		ug/L		92	80 - 120
Lithium	500	454		ug/L		91	80 - 120
Molybdenum	500	435		ug/L		87	80 - 120
Selenium	1000	893		ug/L		89	80 - 120
Thallium	1000	916		ug/L		92	80 - 120

Lab Sample ID: 240-149202-P-1-D MS
Matrix: Water
Analysis Batch: 486144

Client Sample ID: Matrix Spike
Prep Type: Dissolved
Prep Batch: 485614

Analyte	Sample Result	Sample Qualifier	Spike Added	MS Result	MS Qualifier	Unit	D	%Rec	%Rec. Limits
Antimony	1.1	J F2	100	98.0		ug/L		97	80 - 120
Arsenic	<0.75	F2	1000	932		ug/L		93	80 - 120
Barium	15	B F2	1000	933		ug/L		92	80 - 120
Beryllium	0.57	J F2	500	459		ug/L		92	80 - 120
Cadmium	<0.20	F2	500	458		ug/L		92	80 - 120
Calcium	420000		25000	434000	4	ug/L		50	80 - 120
Chromium	<0.98	F2	500	461		ug/L		92	80 - 120
Cobalt	0.46	J F2	500	479		ug/L		96	80 - 120
Lead	<0.45	F2	500	469		ug/L		94	80 - 120
Lithium	26	F2	500	488		ug/L		93	80 - 120
Molybdenum	2.2	J F2	500	471		ug/L		94	80 - 120
Selenium	<0.89	F2	1000	899		ug/L		90	80 - 120
Thallium	0.57	J F2	1000	936		ug/L		94	80 - 120

Lab Sample ID: 240-149202-P-1-E MSD
Matrix: Water
Analysis Batch: 486144

Client Sample ID: Matrix Spike Duplicate
Prep Type: Dissolved
Prep Batch: 485614

Analyte	Sample Result	Sample Qualifier	Spike Added	MSD Result	MSD Qualifier	Unit	D	%Rec	%Rec. Limits	RPD	RPD Limit
Antimony	1.1	J F2	100	95.2		ug/L		94	80 - 120	3	20
Arsenic	<0.75	F2	1000	902		ug/L		90	80 - 120	3	20
Barium	15	B F2	1000	918		ug/L		90	80 - 120	2	20

Method: 6020B - Metals (ICP/MS) (Continued)

Lab Sample ID: 240-149202-P-1-E MSD
Matrix: Water
Analysis Batch: 486144

Client Sample ID: Matrix Spike Duplicate
Prep Type: Dissolved
Prep Batch: 485614

Analyte	Sample Result	Sample Qualifier	Spike Added	MSD Result	MSD Qualifier	Unit	D	%Rec	%Rec. Limits	RPD	RPD Limit
Beryllium	0.57	J F2	500	450		ug/L		90	80 - 120	2	20
Cadmium	<0.20	F2	500	447		ug/L		89	80 - 120	2	20
Calcium	420000		25000	417000	4	ug/L		-17	80 - 120	4	20
Chromium	<0.98	F2	500	451		ug/L		90	80 - 120	2	20
Cobalt	0.46	J F2	500	474		ug/L		95	80 - 120	1	20
Lead	<0.45	F2	500	463		ug/L		93	80 - 120	1	20
Lithium	26	F2	500	485		ug/L		92	80 - 120	1	20
Molybdenum	2.2	J F2	500	466		ug/L		93	80 - 120	1	20
Selenium	<0.89	F2	1000	875		ug/L		87	80 - 120	3	20
Thallium	0.57	J F2	1000	926		ug/L		93	80 - 120	1	20

Method: 7470A - Mercury (CVAA)

Lab Sample ID: MB 240-485078/1-A
Matrix: Water
Analysis Batch: 485541

Client Sample ID: Method Blank
Prep Type: Total/NA
Prep Batch: 485078

Analyte	MB Result	MB Qualifier	RL	MDL	Unit	D	Prepared	Analyzed	Dil Fac
Mercury	<0.13		0.20	0.13	ug/L		05/11/21 14:00	05/12/21 15:23	1

Lab Sample ID: LCS 240-485078/2-A
Matrix: Water
Analysis Batch: 485541

Client Sample ID: Lab Control Sample
Prep Type: Total/NA
Prep Batch: 485078

Analyte	Spike Added	LCS Result	LCS Qualifier	Unit	D	%Rec	%Rec. Limits
Mercury	5.00	5.21		ug/L		104	80 - 120

Lab Sample ID: 240-148924-2 MS
Matrix: Water
Analysis Batch: 485541

Client Sample ID: 042821NMWFGDW2
Prep Type: Total/NA
Prep Batch: 485078

Analyte	Sample Result	Sample Qualifier	Spike Added	MS Result	MS Qualifier	Unit	D	%Rec	%Rec. Limits
Mercury	<0.13		1.00	1.11		ug/L		111	80 - 120

Lab Sample ID: 240-148924-2 MSD
Matrix: Water
Analysis Batch: 485541

Client Sample ID: 042821NMWFGDW2
Prep Type: Total/NA
Prep Batch: 485078

Analyte	Sample Result	Sample Qualifier	Spike Added	MSD Result	MSD Qualifier	Unit	D	%Rec	%Rec. Limits	RPD	RPD Limit
Mercury	<0.13		1.00	1.06		ug/L		106	80 - 120	5	20

Lab Sample ID: MB 240-485617/1-A
Matrix: Water
Analysis Batch: 485873

Client Sample ID: Method Blank
Prep Type: Total/NA
Prep Batch: 485617

Analyte	MB Result	MB Qualifier	RL	MDL	Unit	D	Prepared	Analyzed	Dil Fac
Mercury	<0.13		0.20	0.13	ug/L		05/13/21 14:00	05/14/21 13:22	1

Method: 7470A - Mercury (CVAA) (Continued)

Lab Sample ID: LCS 240-485617/2-A
Matrix: Water
Analysis Batch: 485873

Client Sample ID: Lab Control Sample
Prep Type: Total/NA
Prep Batch: 485617

Analyte			Spike Added	LCS Result	LCS Qualifier	Unit	D	%Rec	%Rec. Limits		
Mercury			5.00	4.82		ug/L		96	80 - 120		

Lab Sample ID: 240-149202-P-1-G MS
Matrix: Water
Analysis Batch: 485873

Client Sample ID: Matrix Spike
Prep Type: Dissolved
Prep Batch: 485617

Analyte	Sample Result	Sample Qualifier	Spike Added	MS Result	MS Qualifier	Unit	D	%Rec	%Rec. Limits		
Mercury	<0.13		1.00	0.987		ug/L		99	80 - 120		

Lab Sample ID: 240-149202-P-1-H MSD
Matrix: Water
Analysis Batch: 485873

Client Sample ID: Matrix Spike Duplicate
Prep Type: Dissolved
Prep Batch: 485617

Analyte	Sample Result	Sample Qualifier	Spike Added	MSD Result	MSD Qualifier	Unit	D	%Rec	%Rec. Limits	RPD	RPD Limit
Mercury	<0.13		1.00	0.893		ug/L		89	80 - 120	10	20

Method: 9056A - Anions, Ion Chromatography

Lab Sample ID: MB 240-485485/3
Matrix: Water
Analysis Batch: 485485

Client Sample ID: Method Blank
Prep Type: Total/NA

Analyte	MB Result	MB Qualifier	RL	MDL	Unit	D	Prepared	Analyzed	Dil Fac
Chloride	<280		1000	280	ug/L			05/12/21 18:22	1
Fluoride	<24		50	24	ug/L			05/12/21 18:22	1
Sulfate	<350		1000	350	ug/L			05/12/21 18:22	1

Lab Sample ID: LCS 240-485485/4
Matrix: Water
Analysis Batch: 485485

Client Sample ID: Lab Control Sample
Prep Type: Total/NA

Analyte			Spike Added	LCS Result	LCS Qualifier	Unit	D	%Rec	%Rec. Limits		
Chloride			50000	51100		ug/L		102	90 - 110		
Fluoride			2500	2670		ug/L		107	90 - 110		
Sulfate			50000	51200		ug/L		102	90 - 110		

Lab Sample ID: 240-148924-2 MS
Matrix: Water
Analysis Batch: 485485

Client Sample ID: 042821NMWFGDW2
Prep Type: Total/NA

Analyte	Sample Result	Sample Qualifier	Spike Added	MS Result	MS Qualifier	Unit	D	%Rec	%Rec. Limits		
Chloride	920	J	50000	55100		ug/L		108	80 - 120		
Fluoride	70		2500	2870		ug/L		112	80 - 120		
Sulfate	41000		50000	93900		ug/L		106	80 - 120		

Method: 9056A - Anions, Ion Chromatography (Continued)

Lab Sample ID: 240-148924-2 MSD
Matrix: Water
Analysis Batch: 485485

Client Sample ID: 042821NMWFGDW2
Prep Type: Total/NA

Analyte	Sample Result	Sample Qualifier	Spike Added	MSD Result	MSD Qualifier	Unit	D	%Rec	%Rec. Limits	RPD	RPD Limit
Chloride	920	J	50000	54300		ug/L		107	80 - 120	2	15
Fluoride	70		2500	2820		ug/L		110	80 - 120	2	15
Sulfate	41000		50000	92900		ug/L		104	80 - 120	1	15

Lab Sample ID: MB 240-486206/3
Matrix: Water
Analysis Batch: 486206

Client Sample ID: Method Blank
Prep Type: Total/NA

Analyte	MB Result	MB Qualifier	RL	MDL	Unit	D	Prepared	Analyzed	Dil Fac
Chloride	<280		1000	280	ug/L			05/18/21 04:33	1
Fluoride	<24		50	24	ug/L			05/18/21 04:33	1
Sulfate	<350		1000	350	ug/L			05/18/21 04:33	1

Lab Sample ID: LCS 240-486206/4
Matrix: Water
Analysis Batch: 486206

Client Sample ID: Lab Control Sample
Prep Type: Total/NA

Analyte	Spike Added	LCS Result	LCS Qualifier	Unit	D	%Rec	%Rec. Limits
Chloride	50000	47600		ug/L		95	90 - 110
Fluoride	2500	2500		ug/L		100	90 - 110
Sulfate	50000	47800		ug/L		96	90 - 110

Lab Sample ID: 240-148924-4 MS
Matrix: Water
Analysis Batch: 486206

Client Sample ID: 042821NMW8
Prep Type: Total/NA

Analyte	Sample Result	Sample Qualifier	Spike Added	MS Result	MS Qualifier	Unit	D	%Rec	%Rec. Limits
Chloride	56000		50000	104000		ug/L		96	80 - 120
Fluoride	44	J	2500	2660		ug/L		104	80 - 120
Sulfate	15000		50000	65700		ug/L		100	80 - 120

Lab Sample ID: 240-148924-4 MSD
Matrix: Water
Analysis Batch: 486206

Client Sample ID: 042821NMW8
Prep Type: Total/NA

Analyte	Sample Result	Sample Qualifier	Spike Added	MSD Result	MSD Qualifier	Unit	D	%Rec	%Rec. Limits	RPD	RPD Limit
Chloride	56000		50000	105000		ug/L		98	80 - 120	1	15
Fluoride	44	J	2500	2700		ug/L		106	80 - 120	2	15
Sulfate	15000		50000	66400		ug/L		102	80 - 120	1	15

Method: SM 2540C - Solids, Total Dissolved (TDS)

Lab Sample ID: MB 180-356535/2
Matrix: Water
Analysis Batch: 356535

Client Sample ID: Method Blank
Prep Type: Total/NA

Analyte	MB Result	MB Qualifier	RL	MDL	Unit	D	Prepared	Analyzed	Dil Fac
Total Dissolved Solids	<10		10	10	mg/L			05/11/21 17:32	1

Method: SM 2540C - Solids, Total Dissolved (TDS) (Continued)

Lab Sample ID: LCS 180-356535/1
Matrix: Water
Analysis Batch: 356535

Client Sample ID: Lab Control Sample
Prep Type: Total/NA

Analyte			Spike Added	LCS Result	LCS Qualifier	Unit	D	%Rec	%Rec. Limits		
Total Dissolved Solids			486	454		mg/L		93	80 - 120		

Lab Sample ID: 180-121224-A-1 DU
Matrix: Water
Analysis Batch: 356535

Client Sample ID: Duplicate
Prep Type: Total/NA

Analyte	Sample Result	Sample Qualifier		DU Result	DU Qualifier	Unit	D			RPD	RPD Limit
Total Dissolved Solids	830			858		mg/L				3	10

Lab Sample ID: MB 180-356700/2
Matrix: Water
Analysis Batch: 356700

Client Sample ID: Method Blank
Prep Type: Total/NA

Analyte	MB Result	MB Qualifier	RL	MDL	Unit	D	Prepared	Analyzed	Dil Fac
Total Dissolved Solids	<10		10	10	mg/L			05/12/21 15:58	1

Lab Sample ID: LCS 180-356700/1
Matrix: Water
Analysis Batch: 356700

Client Sample ID: Lab Control Sample
Prep Type: Total/NA

Analyte			Spike Added	LCS Result	LCS Qualifier	Unit	D	%Rec	%Rec. Limits		
Total Dissolved Solids			486	450		mg/L		93	80 - 120		

Lab Sample ID: 180-121217-A-8 DU
Matrix: Water
Analysis Batch: 356700

Client Sample ID: Duplicate
Prep Type: Total/NA

Analyte	Sample Result	Sample Qualifier		DU Result	DU Qualifier	Unit	D			RPD	RPD Limit
Total Dissolved Solids	2500			2520		mg/L				0.5	10

Method: 9315 - Radium-226 (GFPC)

Lab Sample ID: MB 160-510090/24-A
Matrix: Water
Analysis Batch: 514231

Client Sample ID: Method Blank
Prep Type: Total/NA
Prep Batch: 510090

Analyte	MB Result	MB Qualifier	Count Uncert. (2σ+/-)	Total Uncert. (2σ+/-)	RL	MDC	Unit	Prepared	Analyzed	Dil Fac
Radium-226	0.01365	U	0.0736	0.0736	1.00	0.143	pCi/L	05/17/21 09:15	06/10/21 19:37	1

Carrier	*MB %Yield*	*MB Qualifier*	*Limits*	*Prepared*	*Analyzed*	*Dil Fac*
Ba Carrier	*77.5*		*40 - 110*	*05/17/21 09:15*	*06/10/21 19:37*	*1*

Lab Sample ID: LCS 160-510090/1-A
Matrix: Water
Analysis Batch: 514231

Client Sample ID: Lab Control Sample
Prep Type: Total/NA
Prep Batch: 510090

Analyte			Spike Added	LCS Result	LCS Qual	Total Uncert. (2σ+/-)	RL	MDC	Unit	%Rec	%Rec. Limits		
Radium-226			11.3	11.02		1.23	1.00	0.171	pCi/L	97	75 - 125		

Method: 9315 - Radium-226 (GFPC) (Continued)

Carrier	LCS %Yield	LCS Qualifier	Limits
Ba Carrier	58.6		40 - 110

Lab Sample ID: 160-42008-E-1-B MS
Matrix: Water
Analysis Batch: 513624

Client Sample ID: Matrix Spike
Prep Type: Total/NA
Prep Batch: 510090

Analyte	Sample Result	Sample Qual	Spike Added	MS Result	MS Qual	Total Uncert. (2σ+/-)	RL	MDC	Unit	%Rec	%Rec. Limits		
Radium-226	0.757		11.3	10.97		1.19	1.00	0.159	pCi/L	90	75 - 138		

Carrier	MS %Yield	MS Qualifier	Limits
Ba Carrier	76.9		40 - 110

Lab Sample ID: 160-42008-E-1-C MSD
Matrix: Water
Analysis Batch: 513624

Client Sample ID: Matrix Spike Duplicate
Prep Type: Total/NA
Prep Batch: 510090

Analyte	Sample Result	Sample Qual	Spike Added	MSD Result	MSD Qual	Total Uncert. (2σ+/-)	RL	MDC	Unit	%Rec	%Rec. Limits	RER	RER Limit
Radium-226	0.757		11.3	10.52		1.13	1.00	0.138	pCi/L	86	75 - 138	0.19	1

Carrier	MSD %Yield	MSD Qualifier	Limits
Ba Carrier	82.0		40 - 110

Lab Sample ID: 180-121360-I-8-A DU
Matrix: Water
Analysis Batch: 513624

Client Sample ID: Duplicate
Prep Type: Total/NA
Prep Batch: 510090

Analyte	Sample Result	Sample Qual		DU Result	DU Qual	Total Uncert. (2σ+/-)	RL	MDC	Unit			RER	RER Limit
Radium-226	0.239			0.4631		0.157	1.00	0.152	pCi/L			0.82	1

Carrier	DU %Yield	DU Qualifier	Limits
Ba Carrier	79.9		40 - 110

Lab Sample ID: MB 160-510114/23-A
Matrix: Water
Analysis Batch: 514248

Client Sample ID: Method Blank
Prep Type: Total/NA
Prep Batch: 510114

Analyte	MB Result	MB Qualifier	Count Uncert. (2σ+/-)	Total Uncert. (2σ+/-)	RL	MDC	Unit	Prepared	Analyzed	Dil Fac
Radium-226	-0.01000	U	0.0723	0.0723	1.00	0.148	pCi/L	05/17/21 14:25	06/14/21 21:04	1

Carrier	MB %Yield	MB Qualifier	Limits	Prepared	Analyzed	Dil Fac
Ba Carrier	88.9		40 - 110	05/17/21 14:25	06/14/21 21:04	1

Method: 9315 - Radium-226 (GFPC) (Continued)

Lab Sample ID: LCS 160-510114/1-A
Matrix: Water
Analysis Batch: 514216

Client Sample ID: Lab Control Sample
Prep Type: Total/NA
Prep Batch: 510114

Analyte			Spike Added	LCS Result	LCS Qual	Total Uncert. (2σ+/-)	RL	MDC	Unit	%Rec	%Rec. Limits		
Radium-226			11.3	10.63		1.15	1.00	0.148	pCi/L	94	75 - 125		

Carrier	*LCS %Yield*	*LCS Qualifier*	*Limits*
Ba Carrier	*75.7*		*40 - 110*

Lab Sample ID: LCSD 160-510114/2-A
Matrix: Water
Analysis Batch: 514216

Client Sample ID: Lab Control Sample Dup
Prep Type: Total/NA
Prep Batch: 510114

Analyte			Spike Added	LCSD Result	LCSD Qual	Total Uncert. (2σ+/-)	RL	MDC	Unit	%Rec	%Rec. Limits	RER	RER Limit
Radium-226			11.3	10.62		1.18	1.00	0.157	pCi/L	94	75 - 125	0.01	1

Carrier	*LCSD %Yield*	*LCSD Qualifier*	*Limits*
Ba Carrier	*61.6*		*40 - 110*

Lab Sample ID: 240-148924-2 MS
Matrix: Water
Analysis Batch: 514232

Client Sample ID: 042821NMWFGDW2
Prep Type: Total/NA
Prep Batch: 510114

Analyte	Sample Result	Sample Qual	Spike Added	MS Result	MS Qual	Total Uncert. (2σ+/-)	RL	MDC	Unit	%Rec	%Rec. Limits		
Radium-226	0.142	U	11.3	10.43		1.13	1.00	0.177	pCi/L	91	75 - 138		

Carrier	*MS %Yield*	*MS Qualifier*	*Limits*
Ba Carrier	*78.4*		*40 - 110*

Lab Sample ID: 240-148924-2 MSD
Matrix: Water
Analysis Batch: 514232

Client Sample ID: 042821NMWFGDW2
Prep Type: Total/NA
Prep Batch: 510114

Analyte	Sample Result	Sample Qual	Spike Added	MSD Result	MSD Qual	Total Uncert. (2σ+/-)	RL	MDC	Unit	%Rec	%Rec. Limits	RER	RER Limit
Radium-226	0.142	U	11.3	10.03		1.08	1.00	0.161	pCi/L	87	75 - 138	0.18	1

Carrier	*MSD %Yield*	*MSD Qualifier*	*Limits*
Ba Carrier	*79.3*		*40 - 110*

Method: 9320 - Radium-228 (GFPC)

Lab Sample ID: MB 160-510098/24-A
Matrix: Water
Analysis Batch: 512825

Client Sample ID: Method Blank
Prep Type: Total/NA
Prep Batch: 510098

Analyte	MB Result	MB Qualifier	Count Uncert. (2σ+/-)	Total Uncert. (2σ+/-)	RL	MDC	Unit	Prepared	Analyzed	Dil Fac
Radium-228	0.1418	U	0.261	0.261	1.00	0.444	pCi/L	05/17/21 11:03	06/04/21 09:31	1

Method: 9320 - Radium-228 (GFPC) (Continued)

Carrier	MB %Yield	MB Qualifier	Limits	Prepared	Analyzed	Dil Fac
Ba Carrier	77.5		40 - 110	05/17/21 11:03	06/04/21 09:31	1
Y Carrier	87.9		40 - 110	05/17/21 11:03	06/04/21 09:31	1

Lab Sample ID: LCS 160-510098/1-A
Matrix: Water
Analysis Batch: 512666

Client Sample ID: Lab Control Sample
Prep Type: Total/NA
Prep Batch: 510098

Analyte			Spike Added	LCS Result	LCS Qual	Total Uncert. (2σ+/-)	RL	MDC	Unit	%Rec	%Rec. Limits		
Radium-228			9.66	9.908		1.28	1.00	0.605	pCi/L	103	75 - 125		

Carrier	LCS %Yield	LCS Qualifier	Limits
Ba Carrier	58.6		40 - 110
Y Carrier	83.4		40 - 110

Lab Sample ID: 160-42008-E-1-E MS
Matrix: Water
Analysis Batch: 512666

Client Sample ID: Matrix Spike
Prep Type: Total/NA
Prep Batch: 510098

Analyte	Sample Result	Sample Qual	Spike Added	MS Result	MS Qual	Total Uncert. (2σ+/-)	RL	MDC	Unit	%Rec	%Rec. Limits		
Radium-228	2.19		9.66	11.92		1.38	1.00	0.410	pCi/L	101	45 - 150		

Carrier	MS %Yield	MS Qualifier	Limits
Ba Carrier	76.9		40 - 110
Y Carrier	84.5		40 - 110

Lab Sample ID: 160-42008-E-1-F MSD
Matrix: Water
Analysis Batch: 512666

Client Sample ID: Matrix Spike Duplicate
Prep Type: Total/NA
Prep Batch: 510098

Analyte	Sample Result	Sample Qual	Spike Added	MSD Result	MSD Qual	Total Uncert. (2σ+/-)	RL	MDC	Unit	%Rec	%Rec. Limits	RER	RER Limit
Radium-228	2.19		9.66	12.87		1.46	1.00	0.491	pCi/L	111	45 - 150	0.33	1

Carrier	MSD %Yield	MSD Qualifier	Limits
Ba Carrier	82.0		40 - 110
Y Carrier	86.0		40 - 110

Lab Sample ID: 180-121360-I-8-B DU
Matrix: Water
Analysis Batch: 512666

Client Sample ID: Duplicate
Prep Type: Total/NA
Prep Batch: 510098

Analyte	Sample Result	Sample Qual		DU Result	DU Qual	Total Uncert. (2σ+/-)	RL	MDC	Unit			RER	RER Limit
Radium-228	0.249	U		0.3133	U	0.255	1.00	0.401	pCi/L			0.13	1

Carrier	DU %Yield	DU Qualifier	Limits
Ba Carrier	79.9		40 - 110
Y Carrier	88.6		40 - 110

Method: 9320 - Radium-228 (GFPC) (Continued)

Lab Sample ID: MB 160-510116/23-A
Matrix: Water
Analysis Batch: 513354

Client Sample ID: Method Blank
Prep Type: Total/NA
Prep Batch: 510116

Analyte	MB Result	MB Qualifier	Count Uncert. (2σ+/-)	Total Uncert. (2σ+/-)	RL	MDC	Unit	Prepared	Analyzed	Dil Fac
Radium-228	0.1362	U	0.268	0.268	1.00	0.458	pCi/L	05/17/21 15:19	06/08/21 11:20	1

Carrier	*MB %Yield*	*MB Qualifier*	*Limits*	*Prepared*	*Analyzed*	*Dil Fac*
Ba Carrier	*88.9*		*40 - 110*	*05/17/21 15:19*	*06/08/21 11:20*	*1*
Y Carrier	*80.4*		*40 - 110*	*05/17/21 15:19*	*06/08/21 11:20*	*1*

Lab Sample ID: LCS 160-510116/1-A
Matrix: Water
Analysis Batch: 513343

Client Sample ID: Lab Control Sample
Prep Type: Total/NA
Prep Batch: 510116

Analyte			Spike Added	LCS Result	LCS Qual	Total Uncert. (2σ+/-)	RL	MDC	Unit	%Rec	%Rec. Limits		
Radium-228			9.65	10.19		1.24	1.00	0.442	pCi/L	106	75 - 125		

Carrier	*LCS %Yield*	*LCS Qualifier*	*Limits*
Ba Carrier	*75.7*		*40 - 110*
Y Carrier	*84.1*		*40 - 110*

Lab Sample ID: LCSD 160-510116/2-A
Matrix: Water
Analysis Batch: 513343

Client Sample ID: Lab Control Sample Dup
Prep Type: Total/NA
Prep Batch: 510116

Analyte			Spike Added	LCSD Result	LCSD Qual	Total Uncert. (2σ+/-)	RL	MDC	Unit	%Rec	%Rec. Limits	RER	RER Limit
Radium-228			9.65	10.70		1.39	1.00	0.729	pCi/L	111	75 - 125	0.20	1

Carrier	*LCSD %Yield*	*LCSD Qualifier*	*Limits*
Ba Carrier	*61.6*		*40 - 110*
Y Carrier	*81.5*		*40 - 110*

Lab Sample ID: 240-148924-2 MS
Matrix: Water
Analysis Batch: 513343

Client Sample ID: 042821NMWFGDW2
Prep Type: Total/NA
Prep Batch: 510116

Analyte	Sample Result	Sample Qual	Spike Added	MS Result	MS Qual	Total Uncert. (2σ+/-)	RL	MDC	Unit	%Rec	%Rec. Limits		
Radium-228	0.0185	U	9.65	9.657		1.17	1.00	0.468	pCi/L	100	45 - 150		

Carrier	*MS %Yield*	*MS Qualifier*	*Limits*
Ba Carrier	*78.4*		*40 - 110*
Y Carrier	*89.7*		*40 - 110*

Method: 9320 - Radium-228 (GFPC) (Continued)

Lab Sample ID: 240-148924-2 MSD
Matrix: Water
Analysis Batch: 513343

Client Sample ID: 042821NMWFGDW2
Prep Type: Total/NA
Prep Batch: 510116

Analyte	Sample Result	Sample Qual	Spike Added	MSD Result	MSD Qual	Total Uncert. (2σ+/-)	RL	MDC	Unit	%Rec	%Rec. Limits	RER	RER Limit
Radium-228	0.0185	U	9.64	8.637		1.07	1.00	0.431	pCi/L	89	45 - 150	0.46	1

Carrier	*MSD %Yield*	*MSD Qualifier*	*Limits*
Ba Carrier	*79.3*		*40 - 110*
Y Carrier	*87.9*		*40 - 110*

Lab Sample ID: MB 160-514287/4-A
Matrix: Water
Analysis Batch: 515625

Client Sample ID: Method Blank
Prep Type: Total/NA
Prep Batch: 514287

Analyte	MB Result	MB Qualifier	Count Uncert. (2σ+/-)	Total Uncert. (2σ+/-)	RL	MDC	Unit	Prepared	Analyzed	Dil Fac
Radium-228	0.4245	U	0.313	0.316	1.00	0.489	pCi/L	06/15/21 09:12	06/23/21 10:02	1

Carrier	*MB %Yield*	*MB Qualifier*	*Limits*	*Prepared*	*Analyzed*	*Dil Fac*
Ba Carrier	*68.2*		*40 - 110*	*06/15/21 09:12*	*06/23/21 10:02*	*1*
Y Carrier	*87.5*		*40 - 110*	*06/15/21 09:12*	*06/23/21 10:02*	*1*

Lab Sample ID: LCS 160-514287/1-A
Matrix: Water
Analysis Batch: 515625

Client Sample ID: Lab Control Sample
Prep Type: Total/NA
Prep Batch: 514287

Analyte			Spike Added	LCS Result	LCS Qual	Total Uncert. (2σ+/-)	RL	MDC	Unit	%Rec	%Rec. Limits		
Radium-228			9.60	10.67		1.29	1.00	0.522	pCi/L	111	75 - 125		

Carrier	*LCS %Yield*	*LCS Qualifier*	*Limits*
Ba Carrier	*72.0*		*40 - 110*
Y Carrier	*85.2*		*40 - 110*

Lab Sample ID: LCSD 160-514287/2-A
Matrix: Water
Analysis Batch: 515625

Client Sample ID: Lab Control Sample Dup
Prep Type: Total/NA
Prep Batch: 514287

Analyte			Spike Added	LCSD Result	LCSD Qual	Total Uncert. (2σ+/-)	RL	MDC	Unit	%Rec	%Rec. Limits	RER	RER Limit
Radium-228			9.60	10.54		1.30	1.00	0.564	pCi/L	110	75 - 125	0.05	1

Carrier	*LCSD %Yield*	*LCSD Qualifier*	*Limits*
Ba Carrier	*66.4*		*40 - 110*
Y Carrier	*86.4*		*40 - 110*

Client: Dominion Energy Services, Inc.
Project/Site: Mount Storm Phase A CCR

Job ID: 240-148924-1
SDG: Mount Storm Phase A CCR

Method: Ra226_Ra228 Pos - Combined Radium-226 and Radium-228

Lab Sample ID: 180-121360-I-8 DU
Matrix: Water
Analysis Batch: 514266

Client Sample ID: Duplicate
Prep Type: Total/NA

Analyte	Sample Result	Sample Qual		DU Result	DU Qual	Total Uncert. (2σ+/-)	RL	MDC	Unit			RER	RER Limit
Radium 226 and 228	0.487			0.7764		0.299	5.00	0.401	pCi/L			0.49	

Metals

Prep Batch: 485076

Lab Sample ID	Client Sample ID	Prep Type	Matrix	Method	Prep Batch
240-148924-1	042821NMW22	Total Recoverable	Water	3005A	
240-148924-2	042821NMWFGDW2	Total Recoverable	Water	3005A	
240-148924-3	042821NMW5	Total Recoverable	Water	3005A	
240-148924-4	042821NMW8	Total Recoverable	Water	3005A	
240-148924-5	042821NMW10	Total Recoverable	Water	3005A	
240-148924-7	042821FB	Total Recoverable	Water	3005A	
240-148924-8	042821FD	Total Recoverable	Water	3005A	
MB 240-485076/1-A	Method Blank	Total Recoverable	Water	3005A	
LCS 240-485076/2-A	Lab Control Sample	Total Recoverable	Water	3005A	
LCS 240-485076/3-A	Lab Control Sample	Total Recoverable	Water	3005A	
240-148924-1 MS	042821NMW22	Total Recoverable	Water	3005A	
240-148924-1 MSD	042821NMW22	Total Recoverable	Water	3005A	
240-148924-2 MS	042821NMWFGDW2	Total Recoverable	Water	3005A	
240-148924-2 MS	042821NMWFGDW2	Total Recoverable	Water	3005A	
240-148924-2 MSD	042821NMWFGDW2	Total Recoverable	Water	3005A	
240-148924-2 MSD	042821NMWFGDW2	Total Recoverable	Water	3005A	

Prep Batch: 485078

Lab Sample ID	Client Sample ID	Prep Type	Matrix	Method	Prep Batch
240-148924-1	042821NMW22	Total/NA	Water	7470A	
240-148924-2	042821NMWFGDW2	Total/NA	Water	7470A	
240-148924-3	042821NMW5	Total/NA	Water	7470A	
240-148924-4	042821NMW8	Total/NA	Water	7470A	
240-148924-5	042821NMW10	Total/NA	Water	7470A	
240-148924-7	042821FB	Total/NA	Water	7470A	
240-148924-8	042821FD	Total/NA	Water	7470A	
MB 240-485078/1-A	Method Blank	Total/NA	Water	7470A	
LCS 240-485078/2-A	Lab Control Sample	Total/NA	Water	7470A	
240-148924-2 MS	042821NMWFGDW2	Total/NA	Water	7470A	
240-148924-2 MSD	042821NMWFGDW2	Total/NA	Water	7470A	

Analysis Batch: 485541

Lab Sample ID	Client Sample ID	Prep Type	Matrix	Method	Prep Batch
240-148924-1	042821NMW22	Total/NA	Water	7470A	485078
240-148924-2	042821NMWFGDW2	Total/NA	Water	7470A	485078
240-148924-3	042821NMW5	Total/NA	Water	7470A	485078
240-148924-4	042821NMW8	Total/NA	Water	7470A	485078
240-148924-5	042821NMW10	Total/NA	Water	7470A	485078
240-148924-7	042821FB	Total/NA	Water	7470A	485078
240-148924-8	042821FD	Total/NA	Water	7470A	485078
MB 240-485078/1-A	Method Blank	Total/NA	Water	7470A	485078
LCS 240-485078/2-A	Lab Control Sample	Total/NA	Water	7470A	485078
240-148924-2 MS	042821NMWFGDW2	Total/NA	Water	7470A	485078
240-148924-2 MSD	042821NMWFGDW2	Total/NA	Water	7470A	485078

Analysis Batch: 485542

Lab Sample ID	Client Sample ID	Prep Type	Matrix	Method	Prep Batch
240-148924-1	042821NMW22	Total Recoverable	Water	6020B	485076
240-148924-2	042821NMWFGDW2	Total Recoverable	Water	6020B	485076
240-148924-3	042821NMW5	Total Recoverable	Water	6020B	485076
240-148924-4	042821NMW8	Total Recoverable	Water	6020B	485076

Metals (Continued)

Analysis Batch: 485542 (Continued)

Lab Sample ID	Client Sample ID	Prep Type	Matrix	Method	Prep Batch
240-148924-5	042821NMW10	Total Recoverable	Water	6020B	485076
240-148924-7	042821FB	Total Recoverable	Water	6020B	485076
240-148924-8	042821FD	Total Recoverable	Water	6020B	485076
MB 240-485076/1-A	Method Blank	Total Recoverable	Water	6020B	485076
LCS 240-485076/3-A	Lab Control Sample	Total Recoverable	Water	6020B	485076
240-148924-2 MS	042821NMWFGDW2	Total Recoverable	Water	6020B	485076
240-148924-2 MSD	042821NMWFGDW2	Total Recoverable	Water	6020B	485076

Analysis Batch: 485588

Lab Sample ID	Client Sample ID	Prep Type	Matrix	Method	Prep Batch
240-148924-1	042821NMW22	Total Recoverable	Water	6010D	485076
240-148924-2	042821NMWFGDW2	Total Recoverable	Water	6010D	485076
240-148924-3	042821NMW5	Total Recoverable	Water	6010D	485076
240-148924-4	042821NMW8	Total Recoverable	Water	6010D	485076
240-148924-5	042821NMW10	Total Recoverable	Water	6010D	485076
240-148924-7	042821FB	Total Recoverable	Water	6010D	485076
240-148924-8	042821FD	Total Recoverable	Water	6010D	485076
MB 240-485076/1-A	Method Blank	Total Recoverable	Water	6010D	485076
LCS 240-485076/2-A	Lab Control Sample	Total Recoverable	Water	6010D	485076
240-148924-1 MS	042821NMW22	Total Recoverable	Water	6010D	485076
240-148924-1 MSD	042821NMW22	Total Recoverable	Water	6010D	485076
240-148924-2 MS	042821NMWFGDW2	Total Recoverable	Water	6010D	485076
240-148924-2 MSD	042821NMWFGDW2	Total Recoverable	Water	6010D	485076

Prep Batch: 485614

Lab Sample ID	Client Sample ID	Prep Type	Matrix	Method	Prep Batch
240-148924-17	042721NMWFGDW6	Total Recoverable	Water	3005A	
MB 240-485614/1-A	Method Blank	Total Recoverable	Water	3005A	
LCS 240-485614/2-A	Lab Control Sample	Total Recoverable	Water	3005A	
LCS 240-485614/3-A	Lab Control Sample	Total Recoverable	Water	3005A	
240-149202-P-1-B MS	Matrix Spike	Dissolved	Water	3005A	
240-149202-P-1-C MSD	Matrix Spike Duplicate	Dissolved	Water	3005A	
240-149202-P-1-D MS	Matrix Spike	Dissolved	Water	3005A	
240-149202-P-1-E MSD	Matrix Spike Duplicate	Dissolved	Water	3005A	

Prep Batch: 485617

Lab Sample ID	Client Sample ID	Prep Type	Matrix	Method	Prep Batch
240-148924-17	042721NMWFGDW6	Total/NA	Water	7470A	
MB 240-485617/1-A	Method Blank	Total/NA	Water	7470A	
LCS 240-485617/2-A	Lab Control Sample	Total/NA	Water	7470A	
240-149202-P-1-G MS	Matrix Spike	Dissolved	Water	7470A	
240-149202-P-1-H MSD	Matrix Spike Duplicate	Dissolved	Water	7470A	

Analysis Batch: 485873

Lab Sample ID	Client Sample ID	Prep Type	Matrix	Method	Prep Batch
240-148924-17	042721NMWFGDW6	Total/NA	Water	7470A	485617
MB 240-485617/1-A	Method Blank	Total/NA	Water	7470A	485617
LCS 240-485617/2-A	Lab Control Sample	Total/NA	Water	7470A	485617
240-149202-P-1-G MS	Matrix Spike	Dissolved	Water	7470A	485617
240-149202-P-1-H MSD	Matrix Spike Duplicate	Dissolved	Water	7470A	485617

Metals

Analysis Batch: 486046

Lab Sample ID	Client Sample ID	Prep Type	Matrix	Method	Prep Batch
240-148924-17	042721NMWFGDW6	Total Recoverable	Water	6010D	485614
MB 240-485614/1-A	Method Blank	Total Recoverable	Water	6010D	485614
LCS 240-485614/2-A	Lab Control Sample	Total Recoverable	Water	6010D	485614
240-149202-P-1-B MS	Matrix Spike	Dissolved	Water	6010D	485614
240-149202-P-1-C MSD	Matrix Spike Duplicate	Dissolved	Water	6010D	485614

Analysis Batch: 486047

Lab Sample ID	Client Sample ID	Prep Type	Matrix	Method	Prep Batch
240-148924-17	042721NMWFGDW6	Total Recoverable	Water	6020B	485614

Analysis Batch: 486144

Lab Sample ID	Client Sample ID	Prep Type	Matrix	Method	Prep Batch
MB 240-485614/1-A	Method Blank	Total Recoverable	Water	6020B	485614
LCS 240-485614/3-A	Lab Control Sample	Total Recoverable	Water	6020B	485614
240-149202-P-1-D MS	Matrix Spike	Dissolved	Water	6020B	485614
240-149202-P-1-E MSD	Matrix Spike Duplicate	Dissolved	Water	6020B	485614

General Chemistry

Analysis Batch: 356535

Lab Sample ID	Client Sample ID	Prep Type	Matrix	Method	Prep Batch
240-148924-1	042821NMW22	Total/NA	Water	SM 2540C	
240-148924-2	042821NMWFGDW2	Total/NA	Water	SM 2540C	
240-148924-3	042821NMW5	Total/NA	Water	SM 2540C	
240-148924-4	042821NMW8	Total/NA	Water	SM 2540C	
240-148924-6	042721NMWFGDW6	Total/NA	Water	SM 2540C	
240-148924-7	042821FB	Total/NA	Water	SM 2540C	
240-148924-8	042821FD	Total/NA	Water	SM 2540C	
MB 180-356535/2	Method Blank	Total/NA	Water	SM 2540C	
LCS 180-356535/1	Lab Control Sample	Total/NA	Water	SM 2540C	
180-121224-A-1 DU	Duplicate	Total/NA	Water	SM 2540C	

Analysis Batch: 356700

Lab Sample ID	Client Sample ID	Prep Type	Matrix	Method	Prep Batch
240-148924-5	042821NMW10	Total/NA	Water	SM 2540C	
MB 180-356700/2	Method Blank	Total/NA	Water	SM 2540C	
LCS 180-356700/1	Lab Control Sample	Total/NA	Water	SM 2540C	
180-121217-A-8 DU	Duplicate	Total/NA	Water	SM 2540C	

Analysis Batch: 485485

Lab Sample ID	Client Sample ID	Prep Type	Matrix	Method	Prep Batch
240-148924-1	042821NMW22	Total/NA	Water	9056A	
240-148924-2	042821NMWFGDW2	Total/NA	Water	9056A	
240-148924-5	042821NMW10	Total/NA	Water	9056A	
240-148924-7	042821FB	Total/NA	Water	9056A	
240-148924-8	042821FD	Total/NA	Water	9056A	
MB 240-485485/3	Method Blank	Total/NA	Water	9056A	
LCS 240-485485/4	Lab Control Sample	Total/NA	Water	9056A	
240-148924-2 MS	042821NMWFGDW2	Total/NA	Water	9056A	
240-148924-2 MSD	042821NMWFGDW2	Total/NA	Water	9056A	

General Chemistry

Analysis Batch: 486206

Lab Sample ID	Client Sample ID	Prep Type	Matrix	Method	Prep Batch
240-148924-3	042821NMW5	Total/NA	Water	9056A	
240-148924-4	042821NMW8	Total/NA	Water	9056A	
240-148924-17	042721NMWFGDW6	Total/NA	Water	9056A	
MB 240-486206/3	Method Blank	Total/NA	Water	9056A	
LCS 240-486206/4	Lab Control Sample	Total/NA	Water	9056A	
240-148924-4 MS	042821NMW8	Total/NA	Water	9056A	
240-148924-4 MSD	042821NMW8	Total/NA	Water	9056A	

Rad

Prep Batch: 510090

Lab Sample ID	Client Sample ID	Prep Type	Matrix	Method	Prep Batch
240-148924-3	042821NMW5	Total/NA	Water	PrecSep-21	
240-148924-4	042821NMW8	Total/NA	Water	PrecSep-21	
MB 160-510090/24-A	Method Blank	Total/NA	Water	PrecSep-21	
LCS 160-510090/1-A	Lab Control Sample	Total/NA	Water	PrecSep-21	
160-42008-E-1-B MS	Matrix Spike	Total/NA	Water	PrecSep-21	
160-42008-E-1-C MSD	Matrix Spike Duplicate	Total/NA	Water	PrecSep-21	
180-121360-I-8-A DU	Duplicate	Total/NA	Water	PrecSep-21	

Prep Batch: 510098

Lab Sample ID	Client Sample ID	Prep Type	Matrix	Method	Prep Batch
240-148924-3	042821NMW5	Total/NA	Water	PrecSep_0	
240-148924-4	042821NMW8	Total/NA	Water	PrecSep_0	
MB 160-510098/24-A	Method Blank	Total/NA	Water	PrecSep_0	
LCS 160-510098/1-A	Lab Control Sample	Total/NA	Water	PrecSep_0	
160-42008-E-1-E MS	Matrix Spike	Total/NA	Water	PrecSep_0	
160-42008-E-1-F MSD	Matrix Spike Duplicate	Total/NA	Water	PrecSep_0	
180-121360-I-8-B DU	Duplicate	Total/NA	Water	PrecSep_0	

Prep Batch: 510114

Lab Sample ID	Client Sample ID	Prep Type	Matrix	Method	Prep Batch
240-148924-1	042821NMW22	Total/NA	Water	PrecSep-21	
240-148924-2	042821NMWFGDW2	Total/NA	Water	PrecSep-21	
240-148924-5	042821NMW10	Total/NA	Water	PrecSep-21	
240-148924-7	042821FB	Total/NA	Water	PrecSep-21	
240-148924-8	042821FD	Total/NA	Water	PrecSep-21	
240-148924-17	042721NMWFGDW6	Total/NA	Water	PrecSep-21	
MB 160-510114/23-A	Method Blank	Total/NA	Water	PrecSep-21	
LCS 160-510114/1-A	Lab Control Sample	Total/NA	Water	PrecSep-21	
LCSD 160-510114/2-A	Lab Control Sample Dup	Total/NA	Water	PrecSep-21	
240-148924-2 MS	042821NMWFGDW2	Total/NA	Water	PrecSep-21	
240-148924-2 MSD	042821NMWFGDW2	Total/NA	Water	PrecSep-21	

Prep Batch: 510116

Lab Sample ID	Client Sample ID	Prep Type	Matrix	Method	Prep Batch
240-148924-2	042821NMWFGDW2	Total/NA	Water	PrecSep_0	
240-148924-5	042821NMW10	Total/NA	Water	PrecSep_0	
240-148924-7	042821FB	Total/NA	Water	PrecSep_0	
240-148924-8	042821FD	Total/NA	Water	PrecSep_0	
240-148924-17	042721NMWFGDW6	Total/NA	Water	PrecSep_0	

Rad (Continued)

Prep Batch: 510116 (Continued)

Lab Sample ID	Client Sample ID	Prep Type	Matrix	Method	Prep Batch
MB 160-510116/23-A	Method Blank	Total/NA	Water	PrecSep_0	
LCS 160-510116/1-A	Lab Control Sample	Total/NA	Water	PrecSep_0	
LCSD 160-510116/2-A	Lab Control Sample Dup	Total/NA	Water	PrecSep_0	
240-148924-2 MS	042821NMWFGDW2	Total/NA	Water	PrecSep_0	
240-148924-2 MSD	042821NMWFGDW2	Total/NA	Water	PrecSep_0	

Prep Batch: 514287

Lab Sample ID	Client Sample ID	Prep Type	Matrix	Method	Prep Batch
240-148924-1	042821NMW22	Total/NA	Water	PrecSep_0	
MB 160-514287/4-A	Method Blank	Total/NA	Water	PrecSep_0	
LCS 160-514287/1-A	Lab Control Sample	Total/NA	Water	PrecSep_0	
LCSD 160-514287/2-A	Lab Control Sample Dup	Total/NA	Water	PrecSep_0	

Client Sample ID: 042821NMW22

Lab Sample ID: 240-148924-1

Date Collected: 04/28/21 09:20

Matrix: Water

Date Received: 04/30/21 10:20

Prep Type	Batch Type	Batch Method	Run	Dilution Factor	Batch Number	Prepared or Analyzed	Analyst	Lab
Total Recoverable	Prep	3005A			485076	05/11/21 14:00	MRL	TAL CAN
Total Recoverable	Analysis	6010D		1	485588	05/13/21 06:45	KLC	TAL CAN
Total Recoverable	Prep	3005A			485076	05/11/21 14:00	MRL	TAL CAN
Total Recoverable	Analysis	6020B		1	485542	05/12/21 11:06	DTN	TAL CAN
Total/NA	Prep	7470A			485078	05/11/21 14:00	MRL	TAL CAN
Total/NA	Analysis	7470A		1	485541	05/12/21 15:38	SLD	TAL CAN
Total/NA	Analysis	9056A		1	485485	05/13/21 02:25	JMB	TAL CAN
Total/NA	Analysis	SM 2540C		1	356535	05/11/21 17:32	KMM	TAL PIT
Total/NA	Prep	PrecSep-21			510114	05/17/21 14:25	MJ	TAL SL
Total/NA	Analysis	9315		1	514248	06/14/21 18:35	SCB	TAL SL
Total/NA	Prep	PrecSep_0			514287	06/15/21 09:12	MJ	TAL SL
Total/NA	Analysis	9320		1	515625	06/23/21 10:02	ANW	TAL SL
Total/NA	Analysis	Ra226_Ra228 Pos		1	515772	06/23/21 22:50	SCB	TAL SL

Client Sample ID: 042821NMWFGDW2

Lab Sample ID: 240-148924-2

Date Collected: 04/28/21 10:40

Matrix: Water

Date Received: 04/30/21 10:20

Prep Type	Batch Type	Batch Method	Run	Dilution Factor	Batch Number	Prepared or Analyzed	Analyst	Lab
Total Recoverable	Prep	3005A			485076	05/11/21 14:00	MRL	TAL CAN
Total Recoverable	Analysis	6010D		1	485588	05/12/21 18:19	KLC	TAL CAN
Total Recoverable	Prep	3005A			485076	05/11/21 14:00	MRL	TAL CAN
Total Recoverable	Analysis	6020B		1	485542	05/12/21 10:52	DTN	TAL CAN
Total/NA	Prep	7470A			485078	05/11/21 14:00	MRL	TAL CAN
Total/NA	Analysis	7470A		1	485541	05/12/21 15:27	SLD	TAL CAN
Total/NA	Analysis	9056A		1	485485	05/13/21 03:25	JMB	TAL CAN
Total/NA	Analysis	SM 2540C		1	356535	05/11/21 17:32	KMM	TAL PIT
Total/NA	Prep	PrecSep-21			510114	05/17/21 14:25	MJ	TAL SL
Total/NA	Analysis	9315		1	514232	06/14/21 18:36	SCB	TAL SL
Total/NA	Prep	PrecSep_0			510116	05/17/21 15:19	MJ	TAL SL
Total/NA	Analysis	9320		1	513343	06/08/21 11:14	AK	TAL SL
Total/NA	Analysis	Ra226_Ra228 Pos		1	514474	06/15/21 16:57	SCB	TAL SL

Client Sample ID: 042821NMW5

Lab Sample ID: 240-148924-3

Date Collected: 04/28/21 12:02

Matrix: Water

Date Received: 04/30/21 10:20

Prep Type	Batch Type	Batch Method	Run	Dilution Factor	Batch Number	Prepared or Analyzed	Analyst	Lab
Total Recoverable	Prep	3005A			485076	05/11/21 14:00	MRL	TAL CAN
Total Recoverable	Analysis	6010D		1	485588	05/13/21 05:05	KLC	TAL CAN
Total Recoverable	Prep	3005A			485076	05/11/21 14:00	MRL	TAL CAN
Total Recoverable	Analysis	6020B		1	485542	05/12/21 11:09	DTN	TAL CAN
Total/NA	Prep	7470A			485078	05/11/21 14:00	MRL	TAL CAN
Total/NA	Analysis	7470A		1	485541	05/12/21 15:40	SLD	TAL CAN

Client Sample ID: 042821NMW5

Lab Sample ID: 240-148924-3

Date Collected: 04/28/21 12:02

Matrix: Water

Date Received: 04/30/21 10:20

Prep Type	Batch Type	Batch Method	Run	Dilution Factor	Batch Number	Prepared or Analyzed	Analyst	Lab
Total/NA	Analysis	9056A		1	486206	05/18/21 05:14	JWW	TAL CAN
Total/NA	Analysis	SM 2540C		1	356535	05/11/21 17:32	KMM	TAL PIT
Total/NA	Prep	PrecSep-21			510090	05/17/21 09:15	HRT	TAL SL
Total/NA	Analysis	9315		1	514231	06/10/21 19:37	SCB	TAL SL
Total/NA	Prep	PrecSep_0			510098	05/17/21 11:03	HRT	TAL SL
Total/NA	Analysis	9320		1	512825	06/04/21 09:31	SCB	TAL SL
Total/NA	Analysis	Ra226_Ra228 Pos		1	514266	06/14/21 18:55	GRW	TAL SL

Client Sample ID: 042821NMW8

Lab Sample ID: 240-148924-4

Date Collected: 04/28/21 10:10

Matrix: Water

Date Received: 04/30/21 10:20

Prep Type	Batch Type	Batch Method	Run	Dilution Factor	Batch Number	Prepared or Analyzed	Analyst	Lab
Total Recoverable	Prep	3005A			485076	05/11/21 14:00	MRL	TAL CAN
Total Recoverable	Analysis	6010D		1	485588	05/13/21 05:09	KLC	TAL CAN
Total Recoverable	Prep	3005A			485076	05/11/21 14:00	MRL	TAL CAN
Total Recoverable	Analysis	6020B		1	485542	05/12/21 11:16	DTN	TAL CAN
Total/NA	Prep	7470A			485078	05/11/21 14:00	MRL	TAL CAN
Total/NA	Analysis	7470A		1	485541	05/12/21 15:42	SLD	TAL CAN
Total/NA	Analysis	9056A		1	486206	05/18/21 05:34	JWW	TAL CAN
Total/NA	Analysis	SM 2540C		1	356535	05/11/21 17:32	KMM	TAL PIT
Total/NA	Prep	PrecSep-21			510090	05/17/21 09:15	HRT	TAL SL
Total/NA	Analysis	9315		1	514231	06/10/21 19:37	SCB	TAL SL
Total/NA	Prep	PrecSep_0			510098	05/17/21 11:03	HRT	TAL SL
Total/NA	Analysis	9320		1	512825	06/04/21 09:31	SCB	TAL SL
Total/NA	Analysis	Ra226_Ra228 Pos		1	514266	06/14/21 18:55	GRW	TAL SL

Client Sample ID: 042821NMW10

Lab Sample ID: 240-148924-5

Date Collected: 04/28/21 13:41

Matrix: Water

Date Received: 04/30/21 10:20

Prep Type	Batch Type	Batch Method	Run	Dilution Factor	Batch Number	Prepared or Analyzed	Analyst	Lab
Total Recoverable	Prep	3005A			485076	05/11/21 14:00	MRL	TAL CAN
Total Recoverable	Analysis	6010D		1	485588	05/13/21 05:14	KLC	TAL CAN
Total Recoverable	Prep	3005A			485076	05/11/21 14:00	MRL	TAL CAN
Total Recoverable	Analysis	6020B		1	485542	05/12/21 11:19	DTN	TAL CAN
Total/NA	Prep	7470A			485078	05/11/21 14:00	MRL	TAL CAN
Total/NA	Analysis	7470A		1	485541	05/12/21 15:44	SLD	TAL CAN
Total/NA	Analysis	9056A		1	485485	05/13/21 02:45	JMB	TAL CAN
Total/NA	Analysis	SM 2540C		1	356700	05/12/21 16:00	GRB	TAL PIT
Total/NA	Prep	PrecSep-21			510114	05/17/21 14:25	MJ	TAL SL
Total/NA	Analysis	9315		1	514232	06/14/21 18:37	SCB	TAL SL
Total/NA	Prep	PrecSep_0			510116	05/17/21 15:19	MJ	TAL SL
Total/NA	Analysis	9320		1	513343	06/08/21 11:14	AK	TAL SL

Client Sample ID: 042821NMW10
Date Collected: 04/28/21 13:41
Date Received: 04/30/21 10:20

Lab Sample ID: 240-148924-5
Matrix: Water

Prep Type	Batch Type	Batch Method	Run	Dilution Factor	Batch Number	Prepared or Analyzed	Analyst	Lab
Total/NA	Analysis	Ra226_Ra228 Pos		1	514474	06/15/21 16:57	SCB	TAL SL

Client Sample ID: 042721NMWFGDW6
Date Collected: 04/27/21 11:00
Date Received: 04/30/21 10:20

Lab Sample ID: 240-148924-6
Matrix: Water

Prep Type	Batch Type	Batch Method	Run	Dilution Factor	Batch Number	Prepared or Analyzed	Analyst	Lab
Total/NA	Analysis	SM 2540C		1	356535	05/11/21 17:32	KMM	TAL PIT

Client Sample ID: 042821FB
Date Collected: 04/28/21 16:00
Date Received: 04/30/21 10:20

Lab Sample ID: 240-148924-7
Matrix: Water

Prep Type	Batch Type	Batch Method	Run	Dilution Factor	Batch Number	Prepared or Analyzed	Analyst	Lab
Total Recoverable	Prep	3005A			485076	05/11/21 14:00	MRL	TAL CAN
Total Recoverable	Analysis	6010D		1	485588	05/13/21 05:23	KLC	TAL CAN
Total Recoverable	Prep	3005A			485076	05/11/21 14:00	MRL	TAL CAN
Total Recoverable	Analysis	6020B		1	485542	05/12/21 11:24	DTN	TAL CAN
Total/NA	Prep	7470A			485078	05/11/21 14:00	MRL	TAL CAN
Total/NA	Analysis	7470A		1	485541	05/12/21 15:48	SLD	TAL CAN
Total/NA	Analysis	9056A		1	485485	05/13/21 03:05	JMB	TAL CAN
Total/NA	Analysis	SM 2540C		1	356535	05/11/21 17:32	KMM	TAL PIT
Total/NA	Prep	PrecSep-21			510114	05/17/21 14:25	MJ	TAL SL
Total/NA	Analysis	9315		1	514232	06/14/21 18:37	SCB	TAL SL
Total/NA	Prep	PrecSep_0			510116	05/17/21 15:19	MJ	TAL SL
Total/NA	Analysis	9320		1	513343	06/08/21 11:15	AK	TAL SL
Total/NA	Analysis	Ra226_Ra228 Pos		1	514474	06/15/21 16:57	SCB	TAL SL

Client Sample ID: 042821FD
Date Collected: 04/28/21 12:00
Date Received: 04/30/21 10:20

Lab Sample ID: 240-148924-8
Matrix: Water

Prep Type	Batch Type	Batch Method	Run	Dilution Factor	Batch Number	Prepared or Analyzed	Analyst	Lab
Total Recoverable	Prep	3005A			485076	05/11/21 14:00	MRL	TAL CAN
Total Recoverable	Analysis	6010D		1	485588	05/13/21 05:27	KLC	TAL CAN
Total Recoverable	Prep	3005A			485076	05/11/21 14:00	MRL	TAL CAN
Total Recoverable	Analysis	6020B		1	485542	05/12/21 11:27	DTN	TAL CAN
Total/NA	Prep	7470A			485078	05/11/21 14:00	MRL	TAL CAN
Total/NA	Analysis	7470A		1	485541	05/12/21 15:50	SLD	TAL CAN
Total/NA	Analysis	9056A		1	485485	05/13/21 04:26	JMB	TAL CAN
Total/NA	Analysis	SM 2540C		1	356535	05/11/21 17:32	KMM	TAL PIT
Total/NA	Prep	PrecSep-21			510114	05/17/21 14:25	MJ	TAL SL
Total/NA	Analysis	9315		1	514232	06/14/21 18:38	SCB	TAL SL
Total/NA	Prep	PrecSep_0			510116	05/17/21 15:19	MJ	TAL SL
Total/NA	Analysis	9320		1	513343	06/08/21 11:15	AK	TAL SL

Lab Chronicle

Client: Dominion Energy Services, Inc.
Project/Site: Mount Storm Phase A CCR

Job ID: 240-148924-1
SDG: Mount Storm Phase A CCR

Client Sample ID: 042821FD

Date Collected: 04/28/21 12:00
Date Received: 04/30/21 10:20

Lab Sample ID: 240-148924-8

Matrix: Water

Prep Type	Batch Type	Batch Method	Run	Dilution Factor	Batch Number	Prepared or Analyzed	Analyst	Lab
Total/NA	Analysis	Ra226_Ra228 Pos		1	514474	06/15/21 16:57	SCB	TAL SL

Client Sample ID: 042721NMWFGDW6

Date Collected: 04/27/21 15:45
Date Received: 04/30/21 10:20

Lab Sample ID: 240-148924-17

Matrix: Water

Prep Type	Batch Type	Batch Method	Run	Dilution Factor	Batch Number	Prepared or Analyzed	Analyst	Lab
Total Recoverable	Prep	3005A			485614	05/13/21 14:00	MRL	TAL CAN
Total Recoverable	Analysis	6010D		1	486046	05/14/21 11:33	KLC	TAL CAN
Total Recoverable	Prep	3005A			485614	05/13/21 14:00	MRL	TAL CAN
Total Recoverable	Analysis	6020B		1	486047	05/14/21 17:22	RKT	TAL CAN
Total/NA	Prep	7470A			485617	05/13/21 14:00	MRL	TAL CAN
Total/NA	Analysis	7470A		1	485873	05/14/21 13:45	DTN	TAL CAN
Total/NA	Analysis	9056A		1	486206	05/18/21 06:34	JWW	TAL CAN
Total/NA	Prep	PrecSep-21			510114	05/17/21 14:25	MJ	TAL SL
Total/NA	Analysis	9315		1	514248	06/14/21 21:04	SCB	TAL SL
Total/NA	Prep	PrecSep_0			510116	05/17/21 15:19	MJ	TAL SL
Total/NA	Analysis	9320		1	513354	06/08/21 11:20	ANW	TAL SL
Total/NA	Analysis	Ra226_Ra228 Pos		1	514474	06/15/21 16:57	SCB	TAL SL

Laboratory References:

TAL CAN = Eurofins TestAmerica, Canton, 4101 Shuffel Street NW, North Canton, OH 44720, TEL (330)497-9396

TAL PIT = Eurofins TestAmerica, Pittsburgh, 301 Alpha Drive, RIDC Park, Pittsburgh, PA 15238, TEL (412)963-7058

TAL SL = Eurofins TestAmerica, St. Louis, 13715 Rider Trail North, Earth City, MO 63045, TEL (314)298-8566

Accreditation/Certification Summary

Client: Dominion Energy Services, Inc.
Project/Site: Mount Storm Phase A CCR

Job ID: 240-148924-1
SDG: Mount Storm Phase A CCR

Laboratory: Eurofins TestAmerica, Canton

The accreditations/certifications listed below are applicable to this report.

Authority	Program	Identification Number	Expiration Date
West Virginia DEP	State	210	12-31-21

Laboratory: Eurofins TestAmerica, Pittsburgh

The accreditations/certifications listed below are applicable to this report.

Authority	Program	Identification Number	Expiration Date
West Virginia DEP	State	142	01-31-22

Laboratory: Eurofins TestAmerica, St. Louis

Unless otherwise noted, all analytes for this laboratory were covered under each accreditation/certification below.

Authority	Program	Identification Number	Expiration Date
West Virginia DEP	State	381	10-31-21

The following analytes are included in this report, but the laboratory is not certified by the governing authority. This list may include analytes for which the agency does not offer certification.

Analysis Method	Prep Method	Matrix	Analyte
Ra226_Ra228 Pos		Water	Radium 226 and 228

Eurofins TestAmerica, Canton
4101 Shuffel Street NW

North Canton, OH 44720-6900
phone 330.497.9396 fax 330.497.0772

Chain of Custody Record

eurofins Environment Testing TestAmerica

Regulatory Program: ☐ DW ☐ NPDES ☐ RCRA ☑ Other:

TestAmerica Laboratories, Inc. d/b/a Eurofins TestAmerica

Client Contact	Project Manager: Rachel Powell	Site Contact: Rachel Powell	Date: 4/28/21	COC No: MSPS-1SA21-ACCR-H-
Golder Associates Inc.	Email: ripowell@golder.com	Lab Contact: Roxanne Cisneros	Carrier: FEDEX	1 of 1 COCs
2108 West Laburnum Ave, Suite 200	Tel/Fax: 804-517-3381			TALS Project #:
Richmond/VA/USA	Analysis Turnaround Time			Sampler: John England / Collin Megee
(804) 358-7900 Phone	☐ CALENDAR DAYS ☐ WORKING DAYS			For Lab Use Only:
(804) 517-3381 Cell	TAT if different from Below STANDARD			Walk-in Client:
Project Name: Phase A CCR	☐ 2 weeks			Lab Sampling:
Site: Mt. Storm, WV	☐ 1 week			Job / SDG No.:
P O # 50153540	☐ 2 days ☐ 1 day			

Sample Identification	Sample Date	Sample Time	Sample Type (C=Comp, G=Grab)	Matrix	# of Cont.	Filtered Sample (Y/N)	Perform MS / MSD (Y/N)	B, Ca, Sb, As, Ba, Be, Cd, Cr, Co	Pb, Li, Hg, Mo, Se, Tl	Cl-, Fl-, SO4 - 9056A	TDS	Radium 226, 228. Total - 9000	Sample Specific Notes:
042821NMW22	4/28/21	0920	G	GW	5	N	N	/	/	/	/	/	
042821NMWFGDW2	4/28/21	1040	G	GW	15	N	Y	/	/	/	/	/	
042821NMW5	4/28/21	1202	G	GW	5	N	N	/	/	/	/	/	
042821NMW8	4/28/21	1010	G	GW	5	N	N	/	/	/	/	/	
042821NMW10	4/28/21	1341	G	GW	5	N	N	/	/	/	/	/	
042721NMWFGDW6	4/27/21	~~1100~~ 1545	G	GW	5	N	N	/	/	/	/	/	
042821FB	4/28/21	1600	G	GW	5	N	N	/	/	/	/	/	
042821FD	4/28/21	1200	G	GW	5	N	N	/	/	/	/	/	
Preservation Used: 1= Ice, 2= HCl; 3= H2SO4; 4=HNO3; 5=NaOH; 6= Other								4	4	1	1	4	

Possible Hazard Identification:
Are any samples from a listed EPA Hazardous Waste? Please List any EPA Waste Codes for the sample in the Comments Section if the lab is to dispose of the sample.

☑ Non-Hazard ☐ Flammable ☐ Skin Irritant ☐ Poison B ☐ Unknown

Sample Disposal (A fee may be assessed if samples are retained longer than 1 month)

☐ Return to Client ☑ Disposal by Lab ☐ Archive for _____ Months

Special Instructions/QC Requirements & Comments: All samples preserved on ice. Level II Data Package requested. Please see reporting group H for additonal details.

Custody Seals Intact: ☐ Yes ☐ No	Custody Seal No.:		Cooler Temp. (°C): Obs'd:	Corr'd:	Therm ID No.:
Relinquished by: John England	Company: Golder Associates Inc.	Date/Time: 4/29/210 0900	Received by:	Company: ETA	Date/Time: 4-30-21 1020
Relinquished by:	Company:	Date/Time:	Received by:	Company:	Date/Time:
Relinquished by:	Company:	Date/Time:	Received in Laboratory by:	Company:	Date/Time:

Form No. CA-C-WI-002, Rev. 4.26, dated 7/25/2019

6/29/2021 (Rev. 1)

Eurofins TestAmerica Canton Sample Receipt Form/Narrative **Login # :** _____

Canton Facility

Client Golder Site Name Phase A,B,AtB | Cooler unpacked by: JMC

Cooler Received on 4-30-21 Opened on 5-4-21

FedEx: 1st Grd (Exp) UPS FAS Clipper Client Drop Off TestAmerica Courier Other _____

Receipt After-hours: Drop-off Date/Time _____ Storage Location _____

TestAmerica Cooler # TA Foam Box Client Cooler Box Other _____

Packing material used: Bubble Wrap Foam (Plastic Bag) None Other _____

COOLANT: (Wet Ice) Blue Ice Dry Ice Water None

1. Cooler temperature upon receipt ☒ See Multiple Cooler Form

IR GUN# IR-11 (CF +0.1 °C) Observed Cooler Temp._____°C Corrected Cooler Temp._____°C

IR GUN #IR-12 (CF +0.2°C) Observed Cooler Temp._____°C Corrected Cooler Temp._____°C

2. Were tamper/custody seals on the outside of the cooler(s)? If Yes Quantity_____	Yes (No)	
-Were the seals on the outside of the cooler(s) signed & dated?	Yes No (NA)	
-Were tamper/custody seals on the bottle(s) or bottle kits (LLHg/MeHg)?	Yes (No)	
-Were tamper/custody seals intact and uncompromised?	Yes No (NA)	
3. Shippers' packing slip attached to the cooler(s)?	(Yes) No	
4. Did custody papers accompany the sample(s)?	(Yes) No	
5. Were the custody papers relinquished & signed in the appropriate place?	(Yes) No	
6. Was/were the person(s) who collected the samples clearly identified on the COC?	Yes (No)	
7. Did all bottles arrive in good condition (Unbroken)?	(Yes) No	
8. Could all bottle labels (ID/Date/Time) be reconciled with the COC?	(Yes) No	
9. For each sample, does the COC specify preservatives (Y/N), # of containers (Y/N), and sample type of grab/comp (Y/N)?	(Y) (Y) (Y)	
10. Were correct bottle(s) used for the test(s) indicated?	(Yes) No	
11. Sufficient quantity received to perform indicated analyses?	(Yes) No	
12. Are these work share samples and all listed on the COC?	Yes (No)	
If yes, Questions 13-17 have been checked at the originating laboratory.		
13. Were all preserved sample(s) at the correct pH upon receipt?	Yes No NA	pH Strip Lot# HC022887
14. Were VOAs on the COC?	Yes (No)	
15. Were air bubbles >6 mm in any VOA vials? ● ⬅ Larger than this.	Yes No (NA)	
16. Was a VOA trip blank present in the cooler(s)? Trip Blank Lot #_____	Yes (No)	
17. Was a LL Hg or Me Hg trip blank present? _____	Yes (No)	

Tests that are not checked for pH by Receiving:

VOAs
Oil and Grease
TOC

Contacted PM _____ Date _____ by _____ via Verbal Voice Mail Other

Concerning _____

18. CHAIN OF CUSTODY & SAMPLE DISCREPANCIES ☐ additional next page | Samples processed by:

19. SAMPLE CONDITION

Sample(s) _____ were received after the recommended holding time had expired.

Sample(s) _____ were received in a broken container.

Sample(s) _____ were received with bubble >6 mm in diameter. (Notify PM)

20. SAMPLE PRESERVATION

Sample(s) _____ were further preserved in the laboratory.

Time preserved: _____ Preservative(s) added/Lot number(s): _____

VOA Sample Preservation - Date/Time VOAs Frozen: _____

WI-NC-099

Login # : ______________

Eurofins TestAmerica Canton Sample Receipt Multiple Cooler Form

Cooler Description (Circle)	IR Gun # (Circle)	Observed Temp °C	Corrected Temp °C	Coolant (Circle)
(TA) Client Box Other	(IR-11) IR-12	0.7	0.8	(Wet Ice) Blue Ice Dry Ice Water None
(TA) Client Box Other	(IR-11) IR-12	3.7	3.8	(Wet Ice) Blue Ice Dry Ice Water None
(TA) Client Box Other	(IR-11) IR-12	4.3	4.4	(Wet Ice) Blue Ice Dry Ice Water None
(TA) Client Box Other	(IR-11) IR-12	4.8	4.9	(Wet Ice) Blue Ice Dry Ice Water None
(TA) Client Box Other	(IR-11) IR-12	4.9	5.0	(Wet Ice) Blue Ice Dry Ice Water None
(TA) Client Box Other	(IR-11) IR-12	4.3	4.4	(Wet Ice) Blue Ice Dry Ice Water None
(TA) Client Box Other	(IR-11) IR-12	4.8	4.9	(Wet Ice) Blue Ice Dry Ice Water None
(TA) Client Box Other	(IR-11) IR-12	2.6	2.7	(Wet Ice) Blue Ice Dry Ice Water None
(TA) Client Box Other	(IR-11) IR-12	5.3	5.4	(Wet Ice) Blue Ice Dry Ice Water None
TA Client Box Other	IR-11 IR-12			Wet Ice Blue Ice Dry Ice Water None
TA Client Box Other	IR-11 IR-12			Wet Ice Blue Ice Dry Ice Water None
TA Client Box Other	IR-11 IR-12			Wet Ice Blue Ice Dry Ice Water None
TA Client Box Other	IR-11 IR-12			Wet Ice Blue Ice Dry Ice Water None
TA Client Box Other	IR-11 IR-12			Wet Ice Blue Ice Dry Ice Water None
TA Client Box Other	IR-11 IR-12			Wet Ice Blue Ice Dry Ice Water None
TA Client Box Other	IR-11 IR-12			Wet Ice Blue Ice Dry Ice Water None
TA Client Box Other	IR-11 IR-12			Wet Ice Blue Ice Dry Ice Water None
TA Client Box Other	IR-11 IR-12			Wet Ice Blue Ice Dry Ice Water None
TA Client Box Other	IR-11 IR-12			Wet Ice Blue Ice Dry Ice Water None
TA Client Box Other	IR-11 IR-12			Wet Ice Blue Ice Dry Ice Water None
TA Client Box Other	IR-11 IR-12			Wet Ice Blue Ice Dry Ice Water None
TA Client Box Other	IR-11 IR-12			Wet Ice Blue Ice Dry Ice Water None
TA Client Box Other	IR-11 IR-12			Wet Ice Blue Ice Dry Ice Water None
TA Client Box Other	IR-11 IR-12			Wet Ice Blue Ice Dry Ice Water None
TA Client Box Other	IR-11 IR-12			Wet Ice Blue Ice Dry Ice Water None
TA Client Box Other	IR-11 IR-12			Wet Ice Blue Ice Dry Ice Water None
TA Client Box Other	IR-11 IR-12			Wet Ice Blue Ice Dry Ice Water None
TA Client Box Other	IR-11 IR-12			Wet Ice Blue Ice Dry Ice Water None
TA Client Box Other	IR-11 IR-12			Wet Ice Blue Ice Dry Ice Water None
TA Client Box Other	IR-11 IR-12			Wet Ice Blue Ice Dry Ice Water None
TA Client Box Other	IR-11 IR-12			Wet Ice Blue Ice Dry Ice Water None
TA Client Box Other	IR-11 IR-12			Wet Ice Blue Ice Dry Ice Water None
TA Client Box Other	IR-11 IR-12			Wet Ice Blue Ice Dry Ice Water None
TA Client Box Other	IR-11 IR-12			Wet Ice Blue Ice Dry Ice Water None

☐ See Temperature Excursion Form

WI-NC-099 Cooler Receipt Form Page 2 – Multiple Coolers

Eurofins TestAmerica, Canton
4101 Shuffel Street NW
North Canton, OH 44720-6900
phone 330.497.9396 fax 330.497.0772

Chain of Custody Record

eurofins Environment Testing TestAmerica

RIP correct COC 2021-05-12 for sample collection times

Rachel I. Powell — Digitally signed by Rachel I. Powell Date: 2021.05.12 08:15:21 -06'00'

Regulatory Program: ☐ DW ☐ NPDES ☐ RCRA ☑ Other:

TestAmerica Laboratories, Inc. d/b/a Eurofins TestAmerica

Client Contact	Project Manager: Rachel Powell	Site Contact: Rachel Powell	Date: 4/28/21	COC No: MSPS-1SA21-ACCR-H-
Golder Associates Inc.	Email: ripowell@golder.com	Lab Contact: Roxanne Cisneros	Carrier: FEDEX	1 of 1 COCs
2108 West Laburnum Ave, Suite 200	Tel/Fax: 804-517-3381			TALS Project #:
Richmond/VA/USA	Analysis Turnaround Time: ☐ CALENDAR DAYS ☐ WORKING DAYS			Sampler: John England / Collin Megee
(804) 358-7900 Phone	TAT if different from Below STANDARD: ☐ 2 weeks ☐ 1 week ☐ 2 days ☐ 1 day			For Lab Use Only: Walk-in Client: Lab Sampling:
(804) 517-3381 Cell				
Project Name: Phase A CCR				Job / SDG No.:
Site: Mt. Storm, WV				
P O # 50153540				

Sample Identification	Sample Date	Sample Time	Sample Type (C=Comp, G=Grab)	Matrix	# of Cont.	Filtered Sample (Y/N)	Perform MS / MSD (Y/N)	B, Ca, Sb, As, Ba, Be, Cd, Cr, Co	Pb, Li, Hg, Mo, Se, Tl	Cl-, Fl-, SO4 - 9056A	TDS	Radium 226, 228, Total - 9000	Sample Specific Notes:
042821NMW22	4/28/21	0920	G	GW	5	N	N	/	/	/	/	/	
042821NMWFGDW2	4/28/21	1040	G	GW	15	N	Y	/	/	/	/	/	
042821NMW5	4/28/21	1202	G	GW	5	N	N	/	/	/	/	/	
042821NMW8	4/28/21	1010	G	GW	5	N	N	/	/	/	/	/	
042821NMW10	4/28/21	1341	G	GW	5	N	N	/	/	/	/	/	
042721NMWFGDW6	4/27/21	1545 ~~1100~~	G	GW	5	N	N	/	/	/	/	/	
042821FB	4/28/21	1600	G	GW	5	N	N	/	/	/	/	/	
042821FD	4/28/21	1200	G	GW	5	N	N	/	/	/	/	/	
042721NMWFGDW6	4/27/21	1100	G	GW	1	N	N				X		
042721NMWFGDW6	4/27/21	1545	G	GW	4	N	N	X	X	X		X	

Preservation Used: 1= Ice, 2= HCl; 3= H2SO4; 4=HNO3; 5=NaOH; 6= Other — 4 4 1 1 4

Possible Hazard Identification:
Are any samples from a listed EPA Hazardous Waste? Please List any EPA Waste Codes for the sample in the Comments Section if the lab is to dispose of the sample.
☑ Non-Hazard ☐ Flammable ☐ Skin Irritant ☐ Poison B ☐ Unknown

Sample Disposal (A fee may be assessed if samples are retained longer than 1 month)
☐ Return to Client ☑ Disposal by Lab ☐ Archive for _____ Months

Special Instructions/QC Requirements & Comments: All samples preserved on ice. Level II Data Package requested. Please see reporting group H for additonal details.
COC corrected to accurately capture sample times for 042721NMWFGDW6

Custody Seals Intact: ☐ Yes ☐ No	Custody Seal No.:		Cooler Temp. (°C): Obs'd:	Corr'd:	Therm ID No.:
Relinquished by: John England	Company: Golder Associates Inc.	Date/Time: 4/29/21 0900	Received by:	Company: ETA	Date/Time: 4-30-21 1020
Relinquished by:	Company:	Date/Time:	Received by:	Company:	Date/Time:
Relinquished by:	Company:	Date/Time:	Received in Laboratory by:	Company:	Date/Time:

Form No. CA-C-WI-002, Rev. 4.26, dated 7/25/2019

ID:PHDA (330) 312-0176
S TESTAMERICA CANTON
IUFFEL STREET NW
:ANTON, OH 447206900
STATES US

SHIP DATE: 10MAY21
ACTWGT: 15.00 LB MAN
CAD: 0562057/CAFE3409

BILL SENDER

VIRONMENTAL SAMPLE RECEIPT
STAMERICA PITTSBURGH
1 ALPHA DRIVE
DC PARK
TTSBURGH PA 15238
63-7058
: AL HAIDET

FedEx Express

1 of 2
9148 7504 0200
MASTER ##

TUE - 11 MAY 10:30A
PRIORITY OVERNIGHT

5 AGCA

15238
PA-US PIT

Uncorrected temp
Thermometer ID
CF 0
Initials

PT-WI-SR-001 effective 11/8/18

RT 98 FZ
10:30 A
0211
05.11
t Testing

ORIGIN ID:PHDA (330) 312-0176
EUROFINS TESTAMERICA CANTON
4101 SHUFFEL STREET NW
NORTH CANTON, OH 447206900
UNITED STATES US

SHIP DATE: 10MAY21
ACTWGT: 15.00 LB MAN
CAD: 0562057/CAFE3409

BILL SENDER

TO ENVIRONMENTAL SAMPLE RECEIPT
TESTAMERICA PITTSBURGH
301 ALPHA DRIVE
RIDC PAR
PITTSBUR
(412) 963-7058
DEPT: AL HAIDET

240-148924 Waybill

FedEx Express

2 of 2
MPS# 0263 9148 7504 0211
Mstr# 9148 7504 0200

TUE - 11 MAY 10:30A
PRIORITY OVERNIGHT

0201

65 AGCA

15238
PA-US PIT

Uncorrected temp 4.1 °C
Thermometer ID 14
CF 0 Initials

PT-WI-SR-001 effective 11/8/18

1 10:30 0369 05.12

eurofins | ...t Testing
Te...erica

RT 98 FZ

240-148924 Waybill

ORIGIN ID:PHDA (330) 312-0176
EUROFINS TESTAMERICA CANTON
4101 SHUFFEL STREET NW
NORTH CANTON, OH 447206900
UNITED STATES US

SHIP DATE: 11MAY21
ACTWGT: 20.15 LB MAN
CAD: 0562057/CAFE3409
BILL THIRD PARTY

TO ENVIRONMENTAL SAMPLE RECEIPT
TESTAMERICA PITTSBURGH
301 ALPHA DRIVE
RIDC PARK
PITTSBURGH PA 15238
(412) 963-7058
DEPT: AL HAIDET

D Watson
ETAPITT
5-12-21
10:30

FedEx Express

E

WED - 12 MAY 10:30A
PRIORITY OVERNIGHT

TRK# 0201 9148 7504 0369

65 AGCA

15238
PA-US PIT

Uncorrected temp 3.7 °C
Thermometer ID 14
CF 0 Initials 0
PT-WI-SR-001 effective 11/8/18

SAMPLE CONTROL
TESTAMERICA ST. LOUIS
13715 RIDER TRAIL NORTH

EARTH CITY, MO 63045
UNITED STATES US

ACTWGT: 9.55 LB
CAD: 0359833/CAFE3409
DIMS: 14x14x9 IN

BILL SENDER

TO **STEVE JACKSON**
TEST AMERICA PITTSBURGH
301 ALPHA DRIVE
RIDC PARK
PITTSBURGH PA 15238
(412) 963-7058 REF:
INV:
PO: DEPT:

FedEx Express

J20112012180 1uv

WED - 12 MAY 10:30A
TRK# 0201 **4957 0226 9159** **PRIORITY OVERNIGHT**

NA AGCA **15238**
PA-US **PIT**

Uncorrected temp 3.5 °C
Thermometer ID 14
CF 0 Initials 8
PT-WI-SR-001 effective 11/8/18

NO COC

240-148924 Waybill

Ø Western
5-12-21
10:30

Eurofins TestAmerica, Canton
4101 Shuffel Street NW
North Canton, OH 44720
Phone: 330-497-9396 Fax: 330-497-0772

Chain of Custody Record

eurofins | Environment Testing America

Client Information (Sub Contract Lab)	Sampler:	Lab PM: Cisneros, Roxanne	Carrier Tracking No(s):	COC No: 240-136345.1
Client Contact: Shipping/Receiving	Phone:	E-Mail: roxanne.cisneros@Eurofinset.com	State of Origin: West Virginia	Page: Page 1 of 2
Company: TestAmerica Laboratories, Inc.		Accreditations Required (See note): State Program - West Virginia DEP		Job #: 240-148924-2
Address: 13715 Rider Trail North, ,	Due Date Requested: 6/13/2021			
City: Earth City	TAT Requested (days):			
State, Zip: MO, 63045				
Phone: 314-298-8566(Tel) 314-298-8757(Fax)	PO #:			
Email:	WO #:			
Project Name: Mount Storm Phase B CCR	Project #: 24021758			
Site:	SSOW#:			

Analysis Requested

Preservation Codes:

A - HCL	M - Hexane
B - NaOH	N - None
C - Zn Acetate	O - AsNaO2
D - Nitric Acid	P - Na2O4S
E - NaHSO4	Q - Na2SO3
F - MeOH	R - Na2S2O3
G - Amchlor	S - H2SO4
H - Ascorbic Acid	T - TSP Dodecahydrate
I - Ice	U - Acetone
J - DI Water	V - MCAA
K - EDTA	W - pH 4-5
L - EDA	Z - other (specify)

Other:

Sample Identification - Client ID (Lab ID)	Sample Date	Sample Time	Sample Type (C=Comp, G=grab)	Matrix (W=water, S=solid, O=waste/oil, BT=Tissue, A=Air)	Field Filtered Sample (Yes or No)	Perform MS/MSD (Yes or No)	9315_Ra226/PrecSep_21 Standard Target List	9320_Ra228/PrecSep_0 Standard Target List	Ra226_228GFPC_P/ Combined Radium-226 and Radium-228	Total Number of containers	Special Instructions/Note:
			Preservation Code:								
042821NMW22 (240-148924-1)	4/28/21	09:20 Eastern		Water			X	X	X	2	run once, report twice
042821NMWFGDW2 (240-148924-2)	4/28/21	10:40 Eastern		Water			X	X	X	6	run once, report twice
042821NMWFGDW2 (240-148924-2MS)	4/28/21	10:40 Eastern	MS	Water			X	X		2	run once, report twice
042821NMWFGDW2 (240-148924-2MSD)	4/28/21	10:40 Eastern	MSD	Water			X	X		2	run once, report twice
042821NMW10 (240-148924-5)	4/28/21	13:41 Eastern		Water			X	X	X	2	run once, report twice
042821FB (240-148924-7)	4/28/21	16:00 Eastern		Water			X	X	X	2	run once, report twice
042821FD (240-148924-8)	4/28/21	12:00 Eastern		Water			X	X	X	2	run once, report twice
042721NMW6R (240-148924-9)	4/27/21	16:50 Eastern		Water			X	X	X	2	
042821NMW7 (240-148924-10)	4/28/21	15:04 Eastern		Water			X	X	X	2	

Note: Since laboratory accreditations are subject to change, Eurofins TestAmerica places the ownership of method, analyte & accreditation compliance upon out subcontract laboratories. This sample shipment is forwarded under chain-of-custody. If the laboratory does not currently maintain accreditation in the State of Origin listed above for analysis/tests/matrix being analyzed, the samples must be shipped back to the Eurofins TestAmerica laboratory or other instructions will be provided. Any changes to accreditation status should be brought to Eurofins TestAmerica attention immediately. If all requested accreditations are current to date, return the signed Chain of Custody attesting to said complicance to Eurofins TestAmerica.

Possible Hazard Identification	Sample Disposal (A fee may be assessed if samples are retained longer than 1 month)
Unconfirmed	☐ Return To Client ☐ Disposal By Lab ☐ Archive For _____ Months
Deliverable Requested: I, II, III, IV, Other (specify) Primary Deliverable Rank: 2	Special Instructions/QC Requirements:

Empty Kit Relinquished by:	Date:	Time:	Method of Shipment:

	Relinquished by:	Date/Time:	Company	Received by:	Date/Time:	Company
1	[signature]	5-7-21 1845	ETA	[signature]		
2	[signature]			[signature]	5/11/21 0910	ETAST
3						

Custody Seals Intact: Δ Yes Δ No	Custody Seal No.:	Cooler Temperature(s) °C and Other Remarks:

Ver: 11/01/2020

Eurofins TestAmerica, Canton
4101 Shuffel Street NW
North Canton, OH 44720
Phone: 330-497-9396 Fax: 330-497-0772

Chain of Custody Record

eurofins | Environment Testing America

Client Information (Sub Contract Lab)	Sampler:	Lab PM: Cisneros, Roxanne	Carrier Tracking No(s):	COC No: 240-136345.2
Client Contact: Shipping/Receiving	Phone:	E-Mail: roxanne.cisneros@Eurofinset.com	State of Origin: West Virginia	Page: Page 2 of 2
Company: TestAmerica Laboratories, Inc.		Accreditations Required (See note): State Program - West Virginia DEP		Job #: 240-148924-2
Address: 13715 Rider Trail North, ,	Due Date Requested: 6/13/2021			
City: Earth City	TAT Requested (days):			
State, Zip: MO, 63045	PO #:			
Phone: 314-298-8566(Tel) 314-298-8757(Fax)	WO #:			
Email:	Project #: 24021758			
Project Name: Mount Storm Phase B CCR	SSOW#:			
Site:				

Analysis Requested

Preservation Codes:

A - HCL	M - Hexane
B - NaOH	N - None
C - Zn Acetate	O - AsNaO2
D - Nitric Acid	P - Na2O4S
E - NaHSO4	Q - Na2SO3
F - MeOH	R - Na2S2O3
G - Amchlor	S - H2SO4
H - Ascorbic Acid	T - TSP Dodecahydrate
I - Ice	U - Acetone
J - DI Water	V - MCAA
K - EDTA	W - pH 4-5
L - EDA	Z - other (specify)

Other:

Sample Identification - Client ID (Lab ID)	Sample Date	Sample Time	Sample Type (C=comp, G=grab)	Matrix (W=water, S=solid, O=waste/oil, BT=Tissue, A=Air)	Field Filtered Sample (Yes or No)	Perform MS/MSD (Yes or No)	9315_Ra226/PrecSep_21 Standard Target List	9320_Ra228/PrecSep_0 Standard Target List	Ra226_228GFPC_P/ Combined Radium-226 and Radium-228	Total Number of containers	Special Instructions/Note:
			Preservation Code:								
042721NMW12R (240-148924-11)	4/27/21	14:35 Eastern		Water			X	X	X	2	
042821NMW13 (240-148924-12)	4/28/21	15:20 Eastern		Water			X	X	X	2	
042821NMW14 (240-148924-13)	4/28/21	13:55 Eastern		Water			X	X	X	2	

Note: Since laboratory accreditations are subject to change, Eurofins TestAmerica places the ownership of method, analyte & accreditation compliance upon out subcontract laboratories. This sample shipment is forwarded under chain-of-custody. If the laboratory does not currently maintain accreditation in the State of Origin listed above for analysis/tests/matrix being analyzed, the samples must be shipped back to the Eurofins TestAmerica laboratory or other instructions will be provided. Any changes to accreditation status should be brought to Eurofins TestAmerica attention immediately. If all requested accreditations are current to date, return the signed Chain of Custody attesting to said complicance to Eurofins TestAmerica.

Possible Hazard Identification	***Sample Disposal (A fee may be assessed if samples are retained longer than 1 month)***
Unconfirmed	☐ *Return To Client* ☐ *Disposal By Lab* ☐ *Archive For* _____ *Months*
Deliverable Requested: I, II, III, IV, Other (specify) Primary Deliverable Rank: 2	Special Instructions/QC Requirements:

Empty Kit Relinquished by:	Date:	Time:	Method of Shipment:

	Relinquished by:	Date/Time:	Company	Received by:	Date/Time:	Company
1	[signature]	5-10-21 1845	ETA	Fedex		
2	Fedex			Sina Wachter	5/11/21 0910	ETAS
3						

Custody Seals Intact: Δ Yes Δ No	Custody Seal No.:	Cooler Temperature(s) °C and Other Remarks:

Ver: 11/01/2020

Eurofins TestAmerica, Canton
4101 Shuffel Street NW
North Canton, OH 44720
Phone: 330-497-9396 Fax: 330-497-0772

Chain of Custody Record

eurofins | Environment Testing America

Client Information (Sub Contract Lab)	Sampler:	Lab PM: Cisneros, Roxanne	Carrier Tracking No(s):	COC No: 240-136345.1
Client Contact: Shipping/Receiving	Phone:	E-Mail: roxanne.cisneros@Eurofinset.com	State of Origin: West Virginia	Page: Page 1 of 2
Company: TestAmerica Laboratories, Inc.		Accreditations Required (See note): State Program - West Virginia DEP		Job #: 240-148924-1
Address: 13715 Rider Trail North, ,	Due Date Requested: 6/13/2021			
City: Earth City	TAT Requested (days):			
State, Zip: MO, 63045	PO #:			
Phone: 314-298-8566(Tel) 314-298-8757(Fax)	WO #:			
Email:				
Project Name: Mount Storm Phase A CCR	Project #: 24021758			
Site:	SSOW#:			

Analysis Requested

Preservation Codes:

A - HCL, B - NaOH, C - Zn Acetate, D - Nitric Acid, E - NaHSO4, F - MeOH, G - Amchlor, H - Ascorbic Acid, I - Ice, J - DI Water, K - EDTA, L - EDA, M - Hexane, N - None, O - AsNaO2, P - Na2O4S, Q - Na2SO3, R - Na2S2O3, S - H2SO4, T - TSP Dodecahydrate, U - Acetone, V - MCAA, W - pH 4-5, Z - other (specify)

Other:

Sample Identification - Client ID (Lab ID)	Sample Date	Sample Time	Sample Type (C=Comp, G=grab)	Matrix (W=water, S=solid, O=waste/oil, BT=Tissue, A=Air)	Field Filtered Sample (Yes or No)	Perform MS/MSD (Yes or No)	9315_Ra226/PrecSep_21 Standard Target List	9320_Ra228/PrecSep_0 Standard Target List	Ra226_228GFPC_P/ Combined Radium-226 and Radium-228	Total Number of containers	Special Instructions/Note:
			Preservation Code:								
042821NMW22 (240-148924-1)	4/28/21	09:20 Eastern		Water			X	X	X	2	run once, report twice
042821NMWFGDW2 (240-148924-2)	4/28/21	10:40 Eastern		Water			X	X	X	6	run once, report twice
042821NMWFGDW2 (240-148924-2MS)	4/28/21	10:40 Eastern	MS	Water			X	X		2	run once, report twice
042821NMWFGDW2 (240-148924-2MSD)	4/28/21	10:40 Eastern	MSD	Water			X	X		2	run once, report twice
042821NMW5 (240-148924-3)	4/28/21	12:02 Eastern		Water			X	X	X	2	
042821NMW8 (240-148924-4)	4/28/21	10:10 Eastern		Water			X	X	X	2	
042821NMW10 (240-148924-5)	4/28/21	13:41 Eastern		Water			X	X	X	2	run once, report twice
042721NMWFGDW6 (240-148924-6)	4/27/21	15:45 Eastern		Water			X	X	X	2	
042821FB (240-148924-7)	4/28/21	16:00 Eastern		Water			X	X	X	2	run once, report twice

Note: Since laboratory accreditations are subject to change, Eurofins TestAmerica places the ownership of method, analyte & accreditation compliance upon out subcontract laboratories. This sample shipment is forwarded under chain-of-custody. If the laboratory does not currently maintain accreditation in the State of Origin listed above for analysis/tests/matrix being analyzed, the samples must be shipped back to the Eurofins TestAmerica laboratory or other instructions will be provided. Any changes to accreditation status should be brought to Eurofins TestAmerica attention immediately. If all requested accreditations are current to date, return the signed Chain of Custody attesting to said complicance to Eurofins TestAmerica.

Possible Hazard Identification	Sample Disposal (A fee may be assessed if samples are retained longer than 1 month)
Unconfirmed	☐ Return To Client ☐ Disposal By Lab ☐ Archive For _____ Months
Deliverable Requested: I, II, III, IV, Other (specify) Primary Deliverable Rank: 2	Special Instructions/QC Requirements:

Empty Kit Relinquished by:	Date:	Time:	Method of Shipment:

	Relinquished by:	Date/Time:	Company	Received by:	Date/Time:	Company
1	[signature]	5-10-21 1845	ETR	[signature]		
2	[signature]			[signature]	5/11/21 0910	ETR
3						

Custody Seals Intact: Δ Yes Δ No | Custody Seal No.: | Cooler Temperature(s) °C and Other Remarks:

Ver: 11/01/2020

Eurofins TestAmerica, Canton
4101 Shuffel Street NW
North Canton, OH 44720
Phone: 330-497-9396 Fax: 330-497-0772

Chain of Custody Record

eurofins | Environment Testing America

Client Information (Sub Contract Lab)	Sampler:	Lab PM: Cisneros, Roxanne	Carrier Tracking No(s):	COC No: 240-136345.2
Client Contact: Shipping/Receiving	Phone:	E-Mail: roxanne.cisneros@Eurofinset.com	State of Origin: West Virginia	Page: Page 2 of 2
Company: TestAmerica Laboratories, Inc.		Accreditations Required (See note): State Program - West Virginia DEP		Job #: 240-148924-1
Address: 13715 Rider Trail North, ,	Due Date Requested: 6/13/2021			
City: Earth City	TAT Requested (days):			
State, Zip: MO, 63045				
Phone: 314-298-8566(Tel) 314-298-8757(Fax)	PO #:			
Email:	WO #:			
Project Name: Mount Storm Phase A CCR	Project #: 24021758			
Site:	SSOW#:			

Analysis Requested

Preservation Codes:

A - HCL	M - Hexane
B - NaOH	N - None
C - Zn Acetate	O - AsNaO2
D - Nitric Acid	P - Na2O4S
E - NaHSO4	Q - Na2SO3
F - MeOH	R - Na2S2O3
G - Amchlor	S - H2SO4
H - Ascorbic Acid	T - TSP Dodecahydrate
I - Ice	U - Acetone
J - DI Water	V - MCAA
K - EDTA	W - pH 4-5
L - EDA	Z - other (specify)

Other:

Sample Identification - Client ID (Lab ID)	Sample Date	Sample Time	Sample Type (C=comp, G=grab)	Matrix (W=water, S=solid, O=waste/oil, BT=Tissue, A=Air)	Field Filtered Sample (Yes or No)	Perform MS/MSD (Yes or No)	9315_Ra226/PrecSep_21 Standard Target List	9320_Ra228/PrecSep_0 Standard Target List	Ra226_228GFPC_P/ Combined Radium-226 and Radium-228	Total Number of containers	Special Instructions/Note:
			Preservation Code:								
042821FD (240-148924-8)	4/28/21	12:00 Eastern		Water			X	X	X	2	run once, report twice

Note: Since laboratory accreditations are subject to change, Eurofins TestAmerica places the ownership of method, analyte & accreditation compliance upon out subcontract laboratories. This sample shipment is forwarded under chain-of-custody. If the laboratory does not currently maintain accreditation in the State of Origin listed above for analysis/tests/matrix being analyzed, the samples must be shipped back to the Eurofins TestAmerica laboratory or other instructions will be provided. Any changes to accreditation status should be brought to Eurofins TestAmerica attention immediately. If all requested accreditations are current to date, return the signed Chain of Custody attesting to said complicance to Eurofins TestAmerica.

Possible Hazard Identification	Sample Disposal (A fee may be assessed if samples are retained longer than 1 month)
Unconfirmed	☐ Return To Client ☐ Disposal By Lab ☐ Archive For _____ Months
Deliverable Requested: I, II, III, IV, Other (specify) Primary Deliverable Rank: 2	Special Instructions/QC Requirements:

Empty Kit Relinquished by:	Date:	Time:	Method of Shipment:

	Relinquished by:	Date/Time:	Company	Received by:	Date/Time:	Company
1	[signature]	5-12-21 1845	GTM	FedEx		
2	FedEx			Suma Walpole	5/11/21 0910	GTMSR
3						

Custody Seals Intact: ∆ Yes ∆ No	Custody Seal No.:	Cooler Temperature(s) °C and Other Remarks:

Ver: 11/01/2020

Eurofins TestAmerica, Canton
4101 Shuffel Street NW
North Canton, OH 44720
Phone: 330-497-9396 Fax: 330-497-0772

Chain of Custody Record

240-148924 Chain of Custody

Environment Testing America

Client Information (Sub Contract Lab)	Sampler:	Lab PM: Cisneros, Roxanne	
Client Contact: Shipping/Receiving	Phone:	E-Mail: roxanne.cisneros@Eurofinset.com	West Virginia
Company: TestAmerica Laboratories, Inc.		Accreditations Required (See note): State Program - West Virginia DEP	Page 1 of 1
Address: 301 Alpha Drive, RIDC Park,	Due Date Requested: 6/13/2021		Job #: 240-148924-1
City: Pittsburgh	TAT Requested (days):		
State, Zip: PA, 15238			
Phone: 412-963-7058(Tel) 412-963-2468(Fax)	PO #:		
Email:	WO #:		
Project Name: Mount Storm Phase A CCR	Project #: 24021758		
Site:	SSOW#:		

Analysis Requested

Preservation Codes:

A - HCL	M - Hexane
B - NaOH	N - None
C - Zn Acetate	O - AsNaO2
D - Nitric Acid	P - Na2O4S
E - NaHSO4	Q - Na2SO3
F - MeOH	R - Na2S2O3
G - Amchlor	S - H2SO4
H - Ascorbic Acid	T - TSP Dodecahydrate
I - Ice	U - Acetone
J - DI Water	V - MCAA
K - EDTA	W - pH 4-5
L - EDA	Z - other (specify)

Other:

Sample Identification - Client ID (Lab ID)	Sample Date	Sample Time	Sample Type (C=Comp, G=grab)	Matrix (W=water, S=solid, O=waste/oil, BT=Tissue, A=Air)	Field Filtered Sample (Yes or No)	Perform MS/MSD (Yes or No)	2540C_Calcd/ TDS	Total Number of containers	Special Instructions/Note:
			Preservation Code:						
042821NMW22 (240-148924-1)	4/28/21	09:20 Eastern		Water			X	1	run once, report twice
042821NMWFGDW2 (240-148924-2)	4/28/21	10:40 Eastern		Water			X	1	run once, report twice
042821NMW5 (240-148924-3)	4/28/21	12:02 Eastern		Water			X	1	
042821NMW8 (240-148924-4)	4/28/21	10:10 Eastern		Water			X	1	
042821NMW10 (240-148924-5)	4/28/21	13:41 Eastern		Water			X	1	run once, report twice
042721NMWFGDW6 (240-148924-6)	4/27/21	15:45 Eastern		Water			X	1	
042821FB (240-148924-7)	4/28/21	16:00 Eastern		Water			X	1	run once, report twice
042821FD (240-148924-8)	4/28/21	12:00 Eastern		Water			X	1	run once, report twice

Note: Since laboratory accreditations are subject to change, Eurofins TestAmerica places the ownership of method, analyte & accreditation compliance upon out subcontract laboratories. This sample shipment is forwarded under chain-of-custody. If the laboratory does not currently maintain accreditation in the State of Origin listed above for analysis/tests/matrix being analyzed, the samples must be shipped back to the Eurofins TestAmerica laboratory or other instructions will be provided. Any changes to accreditation status should be brought to Eurofins TestAmerica attention immediately. If all requested accreditations are current to date, return the signed Chain of Custody attesting to said complicance to Eurofins TestAmerica.

Possible Hazard Identification *Unconfirmed*	***Sample Disposal (A fee may be assessed if samples are retained longer than 1 month)*** ☐ *Return To Client* ☐ *Disposal By Lab* ☐ *Archive For* _____ *Months*
Deliverable Requested: I, II, III, IV, Other (specify) Primary Deliverable Rank: 2	Special Instructions/QC Requirements:

Empty Kit Relinquished by:		Date:		Time:		Method of Shipment:	
Relinquished by:	Date/Time: 5-10-21 1700	Company	Received by:	Date/Time: 5-11-21	Company		
Relinquished by:	Date/Time:	Company	Received by:	Date/Time: 10:30	Company		
Relinquished by:	Date/Time:	Company	Received by:	Date/Time:	Company		

Custody Seals Intact: Δ Yes Δ No	Custody Seal No.:	Cooler Temperature(s) °C and Other Remarks:

Ver: 11/01/2020

Eurofins TestAmerica, Canton
4101 Shuffel Street NW
North Canton, OH 44720
Phone: 330-497-9396 Fax: 330-497-0772

Chain of Custody Record

eurofins | Environment Testing America

Client Information (Sub Contract Lab)	Sampler:	Lab PM: Cisneros, Roxanne	Carrier Tracking No(s):	COC No: 240-136341.1
Client Contact: Shipping/Receiving	Phone:	E-Mail: roxanne.cisneros@Eurofinset.com	State of Origin: West Virginia	Page: Page 1 of 2
Company: TestAmerica Laboratories, Inc.		Accreditations Required (See note): State Program - West Virginia DEP		Job #: 240-148924-2
Address: 301 Alpha Drive, RIDC Park,	Due Date Requested: 6/13/2021			
City: Pittsburgh	TAT Requested (days):			
State, Zip: PA, 15238				
Phone: 412-963-7058(Tel) 412-963-2468(Fax)	PO #:			
Email:	WO #:			
Project Name: Mount Storm Phase B CCR	Project #: 24021758			
Site:	SSOW#:			

Analysis Requested

Preservation Codes:

A - HCL, B - NaOH, C - Zn Acetate, D - Nitric Acid, E - NaHSO4, F - MeOH, G - Amchlor, H - Ascorbic Acid, I - Ice, J - DI Water, K - EDTA, L - EDA, M - Hexane, N - None, O - AsNaO2, P - Na2O4S, Q - Na2SO3, R - Na2S2O3, S - H2SO4, T - TSP Dodecahydrate, U - Acetone, V - MCAA, W - pH 4-5, Z - other (specify)

Other:

Sample Identification - Client ID (Lab ID)	Sample Date	Sample Time	Sample Type (C=Comp, G=grab)	Matrix (W=water, S=solid, O=waste/oil, BT=Tissue, A=Air)	Field Filtered Sample (Yes or No)	Perform MS/MSD (Yes or No)	2540C_Calcd/ TDS	Total Number of containers	Special Instructions/Note:
			Preservation Code:						
042821NMW22 (240-148924-1)	4/28/21	09:20 Eastern		Water			X	1	run once, report twice
042821NMWFGDW2 (240-148924-2)	4/28/21	10:40 Eastern		Water			X	1	run once, report twice
042821NMW10 (240-148924-5)	4/28/21	13:41 Eastern		Water			X	1	run once, report twice
042821FB (240-148924-7)	4/28/21	16:00 Eastern		Water			X	1	run once, report twice
042821FD (240-148924-8)	4/28/21	12:00 Eastern		Water			X	1	run once, report twice
042721NMW6R (240-148924-9)	4/27/21	16:50 Eastern		Water			X	1	
042821NMW7 (240-148924-10)	4/28/21	15:04 Eastern		Water			X	1	
042721NMW12R (240-148924-11)	4/27/21	14:35 Eastern		Water			X	1	
042821NMW13 (240-148924-12)	4/28/21	15:20 Eastern		Water			X	1	

Note: Since laboratory accreditations are subject to change, Eurofins TestAmerica places the ownership of method, analyte & accreditation compliance upon out subcontract laboratories. This sample shipment is forwarded under chain-of-custody. If the laboratory does not currently maintain accreditation in the State of Origin listed above for analysis/tests/matrix being analyzed, the samples must be shipped back to the Eurofins TestAmerica laboratory or other instructions will be provided. Any changes to accreditation status should be brought to Eurofins TestAmerica attention immediately. If all requested accreditations are current to date, return the signed Chain of Custody attesting to said complicance to Eurofins TestAmerica.

Possible Hazard Identification	***Sample Disposal (A fee may be assessed if samples are retained longer than 1 month)***
Unconfirmed	☐ *Return To Client* ☐ *Disposal By Lab* ☐ *Archive For* _____ *Months*
Deliverable Requested: I, II, III, IV, Other (specify) Primary Deliverable Rank: 2	Special Instructions/QC Requirements:

Empty Kit Relinquished by:	Date:	Time:	Method of Shipment:

	Relinquished by:	Date/Time:	Company	Received by:	Date/Time:	Company
1	[signature]	5-10-21 1700	ETA	D Watson	5-11-21	ETAH
2	Relinquished by:	Date/Time:	Company	Received by:	Date/Time: 1030	Company
3	Relinquished by:	Date/Time:	Company	Received by:	Date/Time:	Company

Custody Seals Intact: Δ Yes Δ No	Custody Seal No.:	Cooler Temperature(s) °C and Other Remarks:

Ver: 11/01/2020

Eurofins TestAmerica, Canton
4101 Shuffel Street NW
North Canton, OH 44720
Phone: 330-497-9396 Fax: 330-497-0772

Chain of Custody Record

eurofins | Environment Testing America

Client Information (Sub Contract Lab)	Sampler:	Lab PM: Cisneros, Roxanne	Carrier Tracking No(s):	COC No: 240-136341.1
Client Contact: Shipping/Receiving	Phone:	E-Mail: roxanne.cisneros@Eurofinset.com	State of Origin: West Virginia	Page: Page 1 of 2
Company: TestAmerica Laboratories, Inc.		Accreditations Required (See note): State Program - West Virginia DEP		Job #: 240-148924-2
Address: 301 Alpha Drive, RIDC Park,	Due Date Requested: 6/13/2021			
City: Pittsburgh	TAT Requested (days):			
State, Zip: PA, 15238				
Phone: 412-963-7058(Tel) 412-963-2468(Fax)	PO #:			
Email:	WO #:			
Project Name: Mount Storm Phase B CCR	Project #: 24021758			
Site:	SSOW#:			

Analysis Requested

Preservation Codes:

A - HCL, B - NaOH, C - Zn Acetate, D - Nitric Acid, E - NaHSO4, F - MeOH, G - Amchlor, H - Ascorbic Acid, I - Ice, J - DI Water, K - EDTA, L - EDA, M - Hexane, N - None, O - AsNaO2, P - Na2O4S, Q - Na2SO3, R - Na2S2O3, S - H2SO4, T - TSP Dodecahydrate, U - Acetone, V - MCAA, W - pH 4-5, Z - other (specify)

Other:

Sample Identification - Client ID (Lab ID)	Sample Date	Sample Time	Sample Type (C=Comp, G=grab)	Matrix (W=water, S=solid, O=waste/oil, BT=Tissue, A=Air)	Field Filtered Sample (Yes or No)	Perform MS/MSD (Yes or No)	2540C_Calcd/ TDS	Total Number of containers	Special Instructions/Note:
			Preservation Code:						
042821NMW22 (240-148924-1)	4/28/21	09:20 Eastern		Water			X	1	run once, report twice
042821NMWFGDW2 (240-148924-2)	4/28/21	10:40 Eastern		Water			X	1	run once, report twice
042821NMW10 (240-148924-5)	4/28/21	13:41 Eastern		Water			X	1	run once, report twice
042821FB (240-148924-7)	4/28/21	16:00 Eastern		Water			X	1	run once, report twice
042821FD (240-148924-8)	4/28/21	12:00 Eastern		Water			X	1	run once, report twice
042721NMW6R (240-148924-9)	4/27/21	16:50 Eastern		Water			X	1	
042821NMW7 (240-148924-10)	4/28/21	15:04 Eastern		Water			X	1	
042721NMW12R (240-148924-11)	4/27/21	14:35 Eastern		Water			X	1	
042821NMW13 (240-148924-12)	4/28/21	15:20 Eastern		Water			X	1	

Note: Since laboratory accreditations are subject to change, Eurofins TestAmerica places the ownership of method, analyte & accreditation compliance upon out subcontract laboratories. This sample shipment is forwarded under chain-of-custody. If the laboratory does not currently maintain accreditation in the State of Origin listed above for analysis/tests/matrix being analyzed, the samples must be shipped back to the Eurofins TestAmerica laboratory or other instructions will be provided. Any changes to accreditation status should be brought to Eurofins TestAmerica attention immediately. If all requested accreditations are current to date, return the signed Chain of Custody attesting to said complicance to Eurofins TestAmerica.

Possible Hazard Identification *Unconfirmed*	***Sample Disposal (A fee may be assessed if samples are retained longer than 1 month)*** ☐ *Return To Client* ☐ *Disposal By Lab* ☐ *Archive For* _____ *Months*
Deliverable Requested: I, II, III, IV, Other (specify) Primary Deliverable Rank: 2	Special Instructions/QC Requirements:

Empty Kit Relinquished by:	Date:	Time:	Method of Shipment:

Relinquished by:	Date/Time:	Company	Received by:	Date/Time:	Company
[signature]	5-10-21 1700	ETA	D Watson	5-11-21 1030	ETA
Relinquished by:	Date/Time:	Company	Received by:	Date/Time:	Company
Relinquished by:	Date/Time:	Company	Received by:	Date/Time:	Company

Custody Seals Intact: Δ Yes Δ No	Custody Seal No.:	Cooler Temperature(s) °C and Other Remarks:

Ver: 11/01/2020

Eurofins TestAmerica, Canton
4101 Shuffel Street NW
North Canton OH 44720
Phone: 330-497-9396 Fax: 330-497-0772

H2547EE

Chain of Custody Record

240-148924 Chain of Custody

eurofins

Client Information (Sub Contract Lab)	Sampler:	Lab PM: Cisneros, Roxann	COC No: 240-136925.1
Client Contact: Shipping/Receiving	Phone:	E-Mail: roxanne.cisneros@Eurofinset.com; State of Origin: West Virginia	Page: Page 1 of 1
Company: TestAmerica Laboratories, Inc.		Accreditations Required (See note): State Program West Virginia DEP	Job #: 240-148924-1
Address: 301 Alpha Drive, RIDC Park,	Due Date Requested: 6/13/2021		
City: Pittsburgh	TAT Requested (days):		
State, Zip: PA, 15238			
Phone: 412-963-7058(Tel) 412-963-2468(Fax)	PO #:		
Email:	WO #:		
Project Name: Mount Storm Phase A CCR	Project #: 24021758		
Site:	SSOW#:		

Analysis Requested

Preservation Codes:

A HCL	M Hexane
B NaOH	N None
C Zn Acetate	O AsNaO2
D Nitric Acid	P Na2O4S
E NaHSO4	Q Na2SO3
F MeOH	R Na2S2O3
G Amchlor	S H2SO4
H Ascorbic Acid	T TSP Dodecahydrate
I Ice	U Acetone
J DI Water	V MCAA
K EDTA	W pH 4-5
L EDA	Z other (specify)

Other:

Sample Identification Client ID (Lab ID)	Sample Date	Sample Time	Sample Type (C=comp, G=grab)	Matrix (W=water S=solid, O=waste/oil BT=Tissue, A=Air)	Field Filtered Sample (Yes or No)	Perform MS/MSD (Yes or No)	2540C_Calcd/ TDS	Total Number of containers	Special Instructions/Note:
			Preservation Code:						
042821NMW22 (240-148924-1)	4/28/21	09:20 Eastern		Water			X	1	run once, report twice
042821NMWFGDW2 (240-148924-2)	4/28/21	10:40 Eastern		Water			X	1	run once, report twice
042821NMW5 (240-148924-3)	4/28/21	12:02 Eastern		Water			X	1	
042821NMW8 (240-148924-4)	4/28/21	10:10 Eastern		Water			X	1	
042821NMW10 (240-148924-5)	4/28/21	13:41 Eastern		Water			X	1	run once, report twice
042721NMWFGDW6 (240-148924-6)	4/27/21	11:00 Eastern		Water			X	1	run once, report twice
042821FB (240-148924-7)	4/28/21	16:00 Eastern		Water			X	1	run once, report twice
042821FD (240-148924-8)	4/28/21	12:00 Eastern		Water			X	1	run once, report twice

Note: Since laboratory accreditations are subject to change, Eurofins TestAmerica places the ownership of method, analyte & accreditation compliance upon out subcontract laboratories. This sample shipment is forwarded under chain-of-custody. If the laboratory does not currently maintain accreditation in the State of Origin listed above for analysis/tests/matrix being analyzed, the samples must be shipped back to the Eurofins TestAmerica laboratory or other instructions will be provided. Any changes to accreditation status should be brought to Eurofins TestAmerica attention immediately. If all requested accreditations are current to date, return the signed Chain of Custody attesting to said complicance to Eurofins TestAmerica.

Possible Hazard Identification *Unconfirmed*	***Sample Disposal (A fee may be assessed if samples are retained longer than 1 month)*** ☐ *Return To Client* ☐ *Disposal By Lab* ☐ *Archive For* _____ *Months*
Deliverable Requested: I II, III, IV Other (specify) Primary Deliverable Rank: 2	Special Instructions/QC Requirements:

Empty Kit Relinquished by:	Date:	Time:	Method of Shipment:

Relinquished by: [signature]	Date/Time: 5-19-21 1157	Company: ETA	Received by: [signature]	Date/Time: 5/20/21 930	Company: [illegible]
Relinquished by:	Date/Time:	Company	Received by:	Date/Time:	Company
Relinquished by:	Date/Time:	Company	Received by:	Date/Time:	Company

Custody Seals Intact: Δ Yes Δ No	Custody Seal No.	Cooler Temperature(s) °C and Other Remarks.

Ver: 11/01/2020

Eurofins TestAmerica, Canton
4101 Shuffel Street NW
North Canton, OH 44720
Phone: 330-497-9396 Fax: 330-497-0772

Chain of Custody Record

eurofins

Client Information (Sub Contract Lab)	Sampler:	Lab PM: Cisneros, Roxanne	Carrier Tracking No(s):	COC No: 240-136925.2
Client Contact: Shipping/Receiving	Phone:	E-Mail: roxanne.cisneros@Eurofinset.com	State of Origin: West Virginia	Page: Page 2 of 2
Company: TestAmerica Laboratories, Inc.		Accreditations Required (See note): State Program West Virginia DEP		Job #: 240-148924-2
Address: 301 Alpha Drive, RIDC Park,	Due Date Requested: 6/13/2021			
City: Pittsburgh	TAT Requested (days):			
State, Zip: PA, 15238				
Phone: 412-963-7058(Tel) 412-963-2468(Fax)	PO #:			
Email:	WO #:			
Project Name: Mount Storm Phase B CCR	Project #: 24021758			
Site:	SSOW#:			

Analysis Requested

Preservation Codes:

A HCL M Hexane
B NaOH N None
C Zn Acetate O AsNaO2
D Nitric Acid P Na2O4S
E NaHSO4 Q Na2SO3
F MeOH R Na2S2O3
G Amchlor S H2SO4
H Ascorbic Acid T TSP Dodecahydrate
I Ice U Acetone
J DI Water V MCAA
K EDTA W pH 4-5
L EDA Z other (specify)

Other:

Sample Identification Client ID (Lab ID)	Sample Date	Sample Time	Sample Type (C=Comp, G=grab)	Matrix (W=water S=solid, O=waste/oil, BT=Tissue, A=Air)	Field Filtered Sample (Yes or No)	Perform MS/MSD (Yes or No)	2540C_Calcd/ TDS	Total Number of containers	Special Instructions/Note:
			Preservation Code:						
042821NMW14 (240-148924-13)	4/28/21	13:55 Eastern		Water			X	1	

Note: Since laboratory accreditations are subject to change, Eurofins TestAmerica places the ownership of method, analyte & accreditation compliance upon out subcontract laboratories. This sample shipment is forwarded under chain-of-custody If the laboratory does not currently maintain accreditation in the State of Origin listed above for analysis/tests/matrix being analyzed, the samples must be shipped back to the Eurofins TestAmerica laboratory or other instructions will be provided. Any changes to accreditation status should be brought to Eurofins TestAmerica attention immediately If all requested accreditations are current to date, return the signed Chain of Custody attesting to said complicance to Eurofins TestAmerica.

Possible Hazard Identification *Unconfirmed*	***Sample Disposal (A fee may be assessed if samples are retained longer than 1 month)*** ☐ *Return To Client* ☐ *Disposal By Lab* ☐ *Archive For* _____ *Months*
Deliverable Requested: I II, III, IV Other (specify) Primary Deliverable Rank: 2	Special Instructions/QC Requirements:
Empty Kit Relinquished by:	Date: Time: Method of Shipment:

Relinquished by:	Date/Time: 5-19-21 1515	Company: ETA	Received by:	Date/Time:	Company: ETA
Relinquished by:	Date/Time:	Company	Received by:	Date/Time:	Company
Relinquished by:	Date/Time:	Company	Received by:	Date/Time:	Company

Custody Seals Intact: ☐ Yes ☐ No	Custody Seal No.	Cooler Temperature(s) °C and Other Remarks:

Ver: 11/01/2020

Eurofins TestAmerica, Canton
4101 Shuffel Street NW
North Canton, OH 44720
Phone: 330-497-9396 Fax: 330-497-0772

Chain of Custody Record

eurofins

Client Information (Sub Contract Lab)	Sampler:	Lab PM: Cisneros, Roxanne	Carrier Tracking No(s):	COC No: 240-136925.1
Client Contact: Shipping/Receiving	Phone:	E-Mail: roxanne.cisneros@Eurofinset.com	State of Origin: West Virginia	Page: Page 1 of 2
Company: TestAmerica Laboratories, Inc.		Accreditations Required (See note): State Program West Virginia DEP		Job #: 240-148924-2
Address: 301 Alpha Drive, RIDC Park,	Due Date Requested: 6/13/2021			
City: Pittsburgh	TAT Requested (days):			
State, Zip: PA, 15238				
Phone: 412-963-7058(Tel) 412-963-2468(Fax)	PO #:			
Emai	WO #:			
Project Name: Mount Storm Phase B CCR	Project #: 24021758			
Site:	SSOW#:			

Analysis Requested

Preservation Codes:

A HCL M Hexane
B NaOH N None
C Zn Acetate O AsNaO2
D Nitric Acid P Na2O4S
E NaHSO4 Q Na2SO3
F MeOH R Na2S2O3
G Amchlor S H2SO4
H Ascorbic Acid T TSP Dodecahydrate
I Ice U Acetone
J DI Water V MCAA
K EDTA W pH 4-5
L EDA Z other (specify)

Other:

Sample Identification Client ID (Lab ID)	Sample Date	Sample Time	Sample Type (C=comp, G=grab)	Matrix (W=water S=solid, O=waste/oil, BT=Tissue, A=Air)	Field Filtered Sample (Yes or No)	Perform MS/MSD (Yes or No)	2540C_Calcd/ TDS	Total Number of containers	Special Instructions/Note:
			Preservation Code:						
042821NMW22 (240-148924-1)	4/28/21	09:20 Eastern		Water			X	1	run once, report twice
042821NMWFGDW2 (240-148924-2)	4/28/21	10:40 Eastern		Water			X	1	run once, report twice
042821NMW10 (240-148924-5)	4/28/21	13:41 Eastern		Water			X	1	run once, report twice
042821FB (240-148924-7)	4/28/21	16:00 Eastern		Water			X	1	run once, report twice
042821FD (240-148924-8)	4/28/21	12:00 Eastern		Water			X	1	run once, report twice
042721NMW6R (240-148924-9)	4/27/21	16:50 Eastern		Water			X	1	
042821NMW7 (240-148924-10)	4/28/21	15:04 Eastern		Water			X	1	
042721NMW12R (240-148924-11)	4/27/21	14:35 Eastern		Water			X	1	
042821NMW13 (240-148924-12)	4/28/21	15:20 Eastern		Water			X	1	

Note: Since laboratory accreditations are subject to change, Eurofins TestAmerica places the ownership of method, analyte & accreditation compliance upon out subcontract laboratories. This sample shipment is forwarded under chain-of-custody. If the laboratory does not currently maintain accreditation in the State of Origin listed above for analysis/tests/matrix being analyzed, the samples must be shipped back to the Eurofins TestAmerica laboratory or other instructions will be provided. Any changes to accreditation status should be brought to Eurofins TestAmerica attention immediately. If all requested accreditations are current to date, return the signed Chain of Custody attesting to said complicance to Eurofins TestAmerica.

Possible Hazard Identification	Sample Disposal (A fee may be assessed if samples are retained longer than 1 month)
Unconfirmed	☐ Return To Client ☐ Disposal By Lab ☐ Archive For _____ Months
Deliverable Requested: I II III IV Other (specify) Primary Deliverable Rank: 2	Special Instructions/QC Requirements:

Empty Kit Relinquished by:	Date:	Time:	Method of Shipment:

Relinquished by:	Date/Time:	Company	Received by:	Date/Time:	Company
Relinquished by:	Date/Time:	Company	Received by:	Date/Time:	Company
Relinquished by:	Date/Time:	Company	Received by:	Date/Time:	Company

Custody Seals Intact: Δ Yes Δ No	Custody Seal No.	Cooler Temperature(s) °C and Other Remarks:

Ver: 11/01/2020

Eurofins TestAmerica, Canton
4101 Shuffel Street NW
North Canton OH 44720
Phone: 330-497-9396 Fax: 330-497-0772

Chain of Custody Record

eurofins

Client Information (Sub Contract Lab)	Sampler:	Lab PM: Cisneros, Roxanne	Carrier Tracking No(s):	COC No: 240-136925.2
Client Contact: Shipping/Receiving	Phone:	E-Mail: roxanne.cisneros@Eurofinset.com	State of Origin: West Virginia	Page: Page 2 of 2
Company: TestAmerica Laboratories, Inc.		Accreditations Required (See note): State Program West Virginia DEP		Job #: 240-148924-3
Address: 301 Alpha Drive, RIDC Park,	Due Date Requested: 5/21/2021			
City: Pittsburgh	TAT Requested (days):			
State, Zip: PA, 15238				
Phone: 412-963-7058(Tel) 412-963-2468(Fax)	PO #:			
Email:	WO #:			
Project Name: Mount Storm Phase A&B NPDES	Project #: 24021758			
Site:	SSOW#:			

Analysis Requested

Preservation Codes:

A	HCL	M	Hexane
B	NaOH	N	None
C	Zn Acetate	O	AsNaO2
D	Nitric Acid	P	Na2O4S
E	NaHSO4	Q	Na2SO3
F	MeOH	R	Na2S2O3
G	Amchlor	S	H2SO4
H	Ascorbic Acid	T	TSP Dodecahydrate
I	Ice	U	Acetone
J	DI Water	V	MCAA
K	EDTA	W	pH 4-5
L	EDA	Z	other (specify)

Other:

Sample Identification Client ID (Lab ID)	Sample Date	Sample Time	Sample Type (C=comp, G=grab)	Matrix (W=water, S=solid, O=waste/oil, BT=Tissue, A=Air)	Field Filtered Sample (Yes or No)	Perform MS/MSD (Yes or No)	350.1/ Distilled Ammonia	2540C_Calcd/ TDS	2540D/ TSS	Total Number of containers	Special Instructions/Note:
			Preservation Code:								
042821FD (240-148924-8)	4/28/21	12.00 Eastern		Water			X	X	X	1	
042721NMW6R (240-148924-9)	4/27/21	16:50 Eastern		Water			X	X	X	1	
042821NMW7 (240-148924-10)	4/28/21	15:04 Eastern		Water			X	X	X	1	
042721NMW12R (240-148924-11)	4/27/21	14.35 Eastern		Water			X	X	X	1	
042821NMW13 (240-148924-12)	4/28/21	15:20 Eastern		Water			X	X	X	1	
042821NMW14 (240-148924-13)	4/28/21	13.55 Eastern		Water			X	X	X	1	
042721NMWFGDW3 (240-148924-14)	4/27/21	13:01 Eastern		Water			X	X	X	1	
042721NMWFGDW4 (240-148924-15)	4/27/21	11 57 Eastern		Water			X	X	X	1	
042721NMWFGDW5 (240-148924-16)	4/27/21	09:26 Eastern		Water			X	X	X	1	

Note: Since laboratory accreditations are subject to change, Eurofins TestAmerica places the ownership of method, analyte & accreditation compliance upon out subcontract laboratories. This sample shipment is forwarded under chain-of-custody. If the laboratory does not currently maintain accreditation in the State of Origin listed above for analysis/tests/matrix being analyzed, the samples must be shipped back to the Eurofins TestAmerica laboratory or other instructions will be provided. Any changes to accreditation status should be brought to Eurofins TestAmerica attention immediately. If all requested accreditations are current to date, return the signed Chain of Custody attesting to said complicance to Eurofins TestAmerica.

Possible Hazard Identification	Sample Disposal (A fee may be assessed if samples are retained longer than 1 month)
Unconfirmed	☐ Return To Client ☐ Disposal By Lab ☐ Archive For _____ Months
Deliverable Requested I II III IV Other (specify) Primary Deliverable Rank: 2	Special Instructions/QC Requirements:

Empty Kit Relinquished by:	Date:	Time:	Method of Shipment:

	Relinquished by:	Date/Time:	Company	Received by:	Date/Time:	Company
1	[signature]	5-19-21 1157	ETA	[signature]	[illegible]	[illegible]
2	Relinquished by:	Date/Time:	Company	Received by:	Date/Time:	Company
3	Relinquished by:	Date/Time:	Company	Received by:	Date/Time:	Company

Custody Seals Intact: Δ Yes Δ No	Custody Seal No.	Cooler Temperature(s) °C and Other Remarks:

Ver: 11/01/2020

Eurofins TestAmerica, Canton
4101 Shuffel Street NW
North Canton, OH 44720
Phone: 330-497-9396 Fax: 330-497-0772

Chain of Custody Record

eurofins

Client Information (Sub Contract Lab)	Sampler:	Lab PM: Cisneros, Roxanne	Carrier Tracking No(s):	COC No: 240-136925.1
Client Contact: Shipping/Receiving	Phone:	E-Mail: roxanne.cisneros@Eurofinset.com	State of Origin: West Virginia	Page: Page 1 of 2
Company: TestAmerica Laboratories, Inc.		Accreditations Required (See note): State Program West Virginia DEP		Job #: 240-148924-3
Address: 301 Alpha Drive, RIDC Park,	Due Date Requested: 5/21/2021			
City: Pittsburgh	TAT Requested (days):			
State, Zip: PA, 15238				
Phone: 412-963-7058(Tel) 412-963-2468(Fax)	PO #:			
Email	WO #:			
Project Name: Mount Storm Phase A&B NPDES	Project #: 24021758			
Site:	SSOW#:			

Analysis Requested

Preservation Codes:

A	HCL	M	Hexane
B	NaOH	N	None
C	Zn Acetate	O	AsNaO2
D	Nitric Acid	P	Na2O4S
E	NaHSO4	Q	Na2SO3
F	MeOH	R	Na2S2O3
G	Amchlor	S	H2SO4
H	Ascorbic Acid	T	TSP Dodecahydrate
I	Ice	U	Acetone
J	DI Water	V	MCAA
K	EDTA	W	pH 4-5
L	EDA	Z	other (specify)

Other:

Sample Identification Client ID (Lab ID)	Sample Date	Sample Time	Sample Type (C=Comp, G=grab)	Matrix (W=water, S=solid, O=waste/oi BT=Tissue, A=Air)	Field Filtered Sample (Yes or No)	Perform MS/MSD (Yes or No)	350.1/ Distilled Ammonia	2540C_Calcd/ TDS	2540D/ TSS	Total Number of containers	Special Instructions/Note:
			Preservation Code:								
042821NMW22 (240-148924-1)	4/28/21	09:20 Eastern		Water			X	X	X	1	
042821NMWFGDW2 (240-148924-2)	4/28/21	10:40 Eastern		Water			X	X	X	1	
042821NMWFGDW2 (240-148924-2MS)	4/28/21	10:40 Eastern	MS	Water			X			1	
042821NMWFGDW2 (240-148924-2MSD)	4/28/21	10:40 Eastern	MSD	Water			X			1	
042821NMW5 (240-148924-3)	4/28/21	12:02 Eastern		Water			X	X	X	1	
042821NMW8 (240-148924-4)	4/28/21	10:10 Eastern		Water			X	X	X	1	
042821NMW10 (240-148924-5)	4/28/21	13:41 Eastern		Water			X	X	X	1	
042721NMWFGDW6 (240-148924-6)	4/27/21	11:00 Eastern		Water			X	X	X	1	run once, report twice
042821FB (240-148924-7)	4/28/21	16:00 Eastern		Water			X	X	X	1	

Note: Since laboratory accreditations are subject to change, Eurofins TestAmerica places the ownership of method, analyte & accreditation compliance upon out subcontract laboratories. This sample shipment is forwarded under chain-of-custody If the laboratory does not currently maintain accreditation in the State of Origin listed above for analysis/tests/matrix being analyzed, the samples must be shipped back to the Eurofins TestAmerica laboratory or other instructions will be provided. Any changes to accreditation status should be brought to Eurofins TestAmerica attention immediately. If all requested accreditations are current to date, return the signed Chain of Custody attesting to said complicance to Eurofins TestAmerica.

Possible Hazard Identification	*Sample Disposal (A fee may be assessed if samples are retained longer than 1 month)*
Unconfirmed	☐ Return To Client ☐ Disposal By Lab ☐ Archive For _____ Months
Deliverable Requested: I II III IV Other (specify) Primary Deliverable Rank: 2	Special Instructions/QC Requirements:

Empty Kit Relinquished by:	Date:	Time:	Method of Shipment:

Relinquished by:	Date/Time:	Company	Received by:	Date/Time:	Company
	5-19-21 1157	ETA			
Relinquished by:	Date/Time:	Company	Received by:	Date/Time:	Company
Relinquished by:	Date/Time:	Company	Received by:	Date/Time:	Company

Custody Seals Intact: Δ Yes Δ No	Custody Seal No.	Cooler Temperature(s) °C and Other Remarks:

Ver: 11/01/2020

Login Sample Receipt Checklist

Client: Dominion Energy Services, Inc.

Job Number: 240-148924-1
SDG Number: Mount Storm Phase A CCR

Login Number: 148924
List Number: 3
Creator: Watson, Debbie

List Source: Eurofins TestAmerica, Pittsburgh
List Creation: 05/11/21 01:55 PM

Question	Answer	Comment
Radioactivity wasn't checked or is </= background as measured by a survey meter.	N/A	
The cooler's custody seal, if present, is intact.	True	
Sample custody seals, if present, are intact.	True	
The cooler or samples do not appear to have been compromised or tampered with.	True	
Samples were received on ice.	True	
Cooler Temperature is acceptable.	True	
Cooler Temperature is recorded.	True	
COC is present.	True	
COC is filled out in ink and legible.	True	
COC is filled out with all pertinent information.	True	
Is the Field Sampler's name present on COC?	N/A	
There are no discrepancies between the containers received and the COC.	False	
Samples are received within Holding Time (excluding tests with immediate HTs)	True	
Sample containers have legible labels.	True	
Containers are not broken or leaking.	True	
Sample collection date/times are provided.	True	
Appropriate sample containers are used.	True	
Sample bottles are completely filled.	True	
Sample Preservation Verified.	True	
There is sufficient vol. for all requested analyses, incl. any requested MS/MSDs	True	
Containers requiring zero headspace have no headspace or bubble is <6mm (1/4").	True	
Multiphasic samples are not present.	True	
Samples do not require splitting or compositing.	True	
Residual Chlorine Checked.	N/A	

Login Sample Receipt Checklist

Client: Dominion Energy Services, Inc.

Job Number: 240-148924-1
SDG Number: Mount Storm Phase A CCR

Login Number: 148924
List Number: 4
Creator: Watson, Debbie

List Source: Eurofins TestAmerica, Pittsburgh
List Creation: 05/11/21 02:03 PM

Question	Answer	Comment
Radioactivity wasn't checked or is </= background as measured by a survey meter.	N/A	
The cooler's custody seal, if present, is intact.	True	
Sample custody seals, if present, are intact.	True	
The cooler or samples do not appear to have been compromised or tampered with.	True	
Samples were received on ice.	True	
Cooler Temperature is acceptable.	True	
Cooler Temperature is recorded.	True	
COC is present.	True	
COC is filled out in ink and legible.	True	
COC is filled out with all pertinent information.	True	
Is the Field Sampler's name present on COC?	N/A	
There are no discrepancies between the containers received and the COC.	True	
Samples are received within Holding Time (excluding tests with immediate HTs)	True	
Sample containers have legible labels.	True	
Containers are not broken or leaking.	True	
Sample collection date/times are provided.	True	
Appropriate sample containers are used.	True	
Sample bottles are completely filled.	True	
Sample Preservation Verified.	True	
There is sufficient vol. for all requested analyses, incl. any requested MS/MSDs	True	
Containers requiring zero headspace have no headspace or bubble is <6mm (1/4").	True	
Multiphasic samples are not present.	True	
Samples do not require splitting or compositing.	True	
Residual Chlorine Checked.	False	

Login Sample Receipt Checklist

Client: Dominion Energy Services, Inc.

Job Number: 240-148924-1
SDG Number: Mount Storm Phase A CCR

Login Number: 148924
List Number: 5
Creator: Watson, Debbie

List Source: Eurofins TestAmerica, Pittsburgh
List Creation: 05/12/21 12:10 PM

Question	Answer	Comment
Radioactivity wasn't checked or is </= background as measured by a survey meter.	N/A	
The cooler's custody seal, if present, is intact.	True	
Sample custody seals, if present, are intact.	True	
The cooler or samples do not appear to have been compromised or tampered with.	True	
Samples were received on ice.	True	
Cooler Temperature is acceptable.	True	
Cooler Temperature is recorded.	True	
COC is present.	True	
COC is filled out in ink and legible.	True	
COC is filled out with all pertinent information.	True	
Is the Field Sampler's name present on COC?	N/A	
There are no discrepancies between the containers received and the COC.	True	
Samples are received within Holding Time (excluding tests with immediate HTs)	True	
Sample containers have legible labels.	True	
Containers are not broken or leaking.	True	
Sample collection date/times are provided.	True	
Appropriate sample containers are used.	True	
Sample bottles are completely filled.	True	
Sample Preservation Verified.	True	
There is sufficient vol. for all requested analyses, incl. any requested MS/MSDs	True	
Containers requiring zero headspace have no headspace or bubble is <6mm (1/4").	True	
Multiphasic samples are not present.	True	
Samples do not require splitting or compositing.	True	
Residual Chlorine Checked.	N/A	

Login Sample Receipt Checklist

Client: Dominion Energy Services, Inc.

Job Number: 240-148924-1
SDG Number: Mount Storm Phase A CCR

Login Number: 148924
List Number: 2
Creator: Worthington, Sierra M

List Source: Eurofins TestAmerica, St. Louis
List Creation: 05/11/21 12:08 PM

Question	Answer	Comment
Radioactivity wasn't checked or is </= background as measured by a survey meter.	True	
The cooler's custody seal, if present, is intact.	True	
Sample custody seals, if present, are intact.	True	
The cooler or samples do not appear to have been compromised or tampered with.	True	
Samples were received on ice.	True	
Cooler Temperature is acceptable.	True	
Cooler Temperature is recorded.	True	
COC is present.	True	
COC is filled out in ink and legible.	True	
COC is filled out with all pertinent information.	True	
Is the Field Sampler's name present on COC?	True	
There are no discrepancies between the containers received and the COC.	True	
Samples are received within Holding Time (excluding tests with immediate HTs)	True	
Sample containers have legible labels.	True	
Containers are not broken or leaking.	True	
Sample collection date/times are provided.	True	
Appropriate sample containers are used.	True	
Sample bottles are completely filled.	True	
Sample Preservation Verified.	True	
There is sufficient vol. for all requested analyses, incl. any requested MS/MSDs	True	
Containers requiring zero headspace have no headspace or bubble is <6mm (1/4").	True	
Multiphasic samples are not present.	True	
Samples do not require splitting or compositing.	True	
Residual Chlorine Checked.	N/A	

Login Sample Receipt Checklist

Client: Dominion Energy Services, Inc.

Job Number: 240-148924-1
SDG Number: Mount Storm Phase A CCR

Login Number: 148924
List Number: 6
Creator: Korrinhizer, Micha L

List Source: Eurofins TestAmerica, St. Louis
List Creation: 05/13/21 01:04 PM

Question	Answer	Comment
Radioactivity wasn't checked or is </= background as measured by a survey meter.	True	
The cooler's custody seal, if present, is intact.	True	
Sample custody seals, if present, are intact.	True	
The cooler or samples do not appear to have been compromised or tampered with.	True	
Samples were received on ice.	N/A	
Cooler Temperature is acceptable.	True	
Cooler Temperature is recorded.	True	
COC is present.	True	
COC is filled out in ink and legible.	True	
COC is filled out with all pertinent information.	True	
Is the Field Sampler's name present on COC?	True	
There are no discrepancies between the containers received and the COC.	True	
Samples are received within Holding Time (excluding tests with immediate HTs)	True	
Sample containers have legible labels.	True	
Containers are not broken or leaking.	True	
Sample collection date/times are provided.	True	
Appropriate sample containers are used.	True	
Sample bottles are completely filled.	True	
Sample Preservation Verified.	True	
There is sufficient vol. for all requested analyses, incl. any requested MS/MSDs	True	
Containers requiring zero headspace have no headspace or bubble is <6mm (1/4").	True	
Multiphasic samples are not present.	True	
Samples do not require splitting or compositing.	True	
Residual Chlorine Checked.	N/A	

This quality assurance (QA) review is based upon an examination of the data generated from the analyses of the samples collected as part of:

Mount Storm Power Station Groundwater Sampling
Samples Collected between: 4/27/2021 and 4/29/2021

This review was performed with guidance from the associated US EPA data validation guidelines and in accordance with the Quality Assurance Program Plan. These validation guidance documents specifically address analyses performed in accordance with the Contract Laboratory Program (CLP) analytical methods and are not completely applicable to the type of analyses and analytical protocols performed for the US EPA, SW-846, and Standard Methods utilized by the laboratory for these samples. Environmental Standards, Inc. (Environmental Standards) used professional judgment to determine the usability of the analytical results and compliance relative to the US EPA, SW-846, and Standard Methods utilized by the laboratory. This QA review was performed on the data associated with Job Number:

2401489241

The findings offered in this report are based on a review of holding times and preservation, method blank results, field blank results, filter blank results, equipment blank results, tubing blank results, matrix spike/matrix spike duplicate recoveries and precision, laboratory control sample/laboratory control sample duplicate recoveries and precision, laboratory and field duplicate precision, total and dissolved results comparisons, and/or positive results between the method detection limit and quantitation limit.

The following results were qualified based on the data verification effort:

Sample	Location	Sample Type	Method	Anayte	T/D	Result	Qual	Reason Code(s)	MDL	QL	Uncertainty	Unit
042821NMW22	MW-22	N	SM 2540C	Total Dissolved Solids	N	270	J	H	10	10		mg/L
042821NMW22	MW-22	N	SW-846 6020B	Beryllium	T	0.48	J	RL	0.31	1.0		ug/L
042821NMW22	MW-22	N	SW-846 6020B	Cobalt	T	0.49	J	RL	0.19	1.0		ug/L
042821NMW22	MW-22	N	SW-846 6020B	Lithium	T	6.9	J	RL	1.7	8.0		ug/L
042821NMW22	MW-22	N	SW-846 6020B	Thallium	T	0.64	J	RL	0.20	1.0		ug/L
042821NMW22	MW-22	N	SW-846 9056A	Chloride	N	880	J	RL	280	1000		ug/L
042821NMW22	MW-22	N	SW-846 9056A	Fluoride	N	44	J	RL	24	50		ug/L
042721NMWFGDW6_1545	MWFGDW6	N	CALC	Radium-226/228	N	0.547	J	S			0.291	pCi/L
042721NMWFGDW6_1545	MWFGDW6	N	SW-846 6020B	Beryllium	T	0.34	J	RL	0.31	1.0		ug/L
042721NMWFGDW6_1545	MWFGDW6	N	SW-846 6020B	Cadmium	T	0.20	J	RL	0.20	1.0		ug/L
042721NMWFGDW6_1545	MWFGDW6	N	SW-846 6020B	Cobalt	T	0.50	J	RL	0.19	1.0		ug/L
042821NMWFGDW2	MWFGDW2	N	SM 2540C	Total Dissolved Solids	N	140	J	H	10	10		mg/L
042821NMWFGDW2	MWFGDW2	N	SW-846 6020B	Lithium	T	6.1	J	RL	1.7	8.0		ug/L
042821NMWFGDW2	MWFGDW2	N	SW-846 6020B	Thallium	T	0.32	J	RL	0.20	1.0		ug/L
042821NMWFGDW2	MWFGDW2	N	SW-846 9056A	Chloride	N	920	J	RL	280	1000		ug/L
042821NMW5	MW-5	N	SM 2540C	Total Dissolved Solids	N	110	J	H	10	10		mg/L
042821NMW5	MW-5	N	SW-846 6020B	Cobalt	T	0.25	J	RL	0.19	1.0		ug/L
042821NMW5	MW-5	N	SW-846 6020B	Lithium	T	6.8	J	RL	1.7	8.0		ug/L
042821NMW5	MW-5	N	SW-846 6020B	Thallium	T	0.20	J	RL	0.20	1.0		ug/L
042821NMW8	MW-8	N	CALC	Radium-226/228	N	0.384	J	S			0.216	pCi/L
042821NMW8	MW-8	N	SM 2540C	Total Dissolved Solids	N	140	J	H	10	10		mg/L
042821NMW8	MW-8	N	SW-846 9056A	Fluoride	N	44	J	RL	24	50		ug/L
042821NMW10	MW-10	N	CALC	Radium-226/228	N	0.380	J	S			0.313	pCi/L
042821NMW10	MW-10	N	SM 2540C	Total Dissolved Solids	N	33	J	H	10	10		mg/L
042821NMW10	MW-10	N	SW-846 6020B	Beryllium	T	0.37	J	RL	0.31	1.0		ug/L
042821NMW10	MW-10	N	SW-846 6020B	Cadmium	T	0.23	J	RL	0.20	1.0		ug/L
042821NMW10	MW-10	N	SW-846 6020B	Cobalt	T	0.39	J	RL	0.19	1.0		ug/L
042821NMW10	MW-10	N	SW-846 9056A	Chloride	N	610	J	RL	280	1000		ug/L
042821NMW10	MW-10	N	SW-846 9056A	Fluoride	N	46	J	RL	24	50		ug/L
042721NMWFGDW6_1100	MWFGDW6	N	SM 2540C	Total Dissolved Solids	N	39	J	H	10	10		mg/L

Sample	Location	Sample Type	Method	Anayte	T/D	Result	Qual	Reason Code(s)	MDL	QL	Uncertainty	Unit
042821FB		FB	CALC	Radium-226/228	N	0.0614	U	S			0.234	pCi/L
042821FB		FB	SM 2540C	Total Dissolved Solids	N		UJ	H	10	10		mg/L
042821FD	MWFGDW2	FD	SM 2540C	Total Dissolved Solids	N	150	J	H	10	10		mg/L
042821FD	MWFGDW2	FD	SW-846 6020B	Lithium	T	5.1	J	RL	1.7	8.0		ug/L

Data Qualifiers	
U	The analyte was analyzed was not detected above the level of the reported sample quantitation limit.
J	Quantitation is approximate due to limitations identified during data validation.
J+	The result is an estimated quantity; the result may be biased high.
J-	The result is an estimated quantity; the result may be biased low.
UJ	This analyte was not detected, but the reporting limit may or may not be higher due to a bias identified during data validation.
R	Unreliable positive result; analyte may or may not be present in sample.
Reason Codes and Explanations	
BE	Equipment blank contamination. The result should be considered “not-detected.”
BF	Field blank contamination. The result should be considered “not-detected.”
BL	Laboratory blank contamination. The result should be considered “not-detected.”
FD	Field duplicate imprecision.
FG	Total versus Dissolved Imprecision.
H	Holding time exceeded.
L	LCS and LCSD recoveries outside of acceptance limits
LD	Laboratory duplicate imprecision.
LP	LCS/LCSD imprecision.
M	MS and MSD recoveries outside of acceptance limits
MP	MS/MSD imprecision.
Q	Chemical Preservation issue.
RL	Reported Results between the MDL and RL.
S	Radium-226+228 flagged due to reporting protocol for combined results
T	Temperature preservation issue.
X	Percent solids < 50%.
Y	Chemical yield outside of acceptance limits
ZZ	Other

Facility: Mount Storm Power Station
SDG: 2401489241

Lab Sample ID	240-148924-1
Sys Sample Code	042821NMW22
Sample Name	042821NMW22
Sample Date	4/28/2021 9:20:00 AM
Location	MW-22 / MW-22
Sample Type	N
Matrix	GW
Parent Sample	

Analytic Method	Chemical Name	CAS Rn	Fraction	Result Unit	Final Result	Final Qual	Reason code	Uncertainty	Final MDL	Final RL	Final QL	Final Detect	Final Report	DF	Basis
CALC	Radium-226/228	RA226/228	N	pCi/L	0.263	U		0.340				N	Yes	1	NA
SM 2540C	Total Dissolved Solids	TDS	N	mg/L	270	J	H		10	10	10	Y	Yes	1	NA
SW-846 6010D	Boron	7440-42-8	T	ug/L		U			23	23	100	N	Yes	1	NA
SW-846 6020B	Antimony	7440-36-0	T	ug/L		U			0.57	0.57	2.0	N	Yes	1	NA
	Arsenic	7440-38-2	T	ug/L		U			0.75	0.75	5.0	N	Yes	1	NA
	Barium	7440-39-3	T	ug/L	220				2.2	2.2	5.0	Y	Yes	1	NA
	Beryllium	7440-41-7	T	ug/L	0.48	J	RL		0.31	0.31	1.0	Y	Yes	1	NA
	Cadmium	7440-43-9	T	ug/L		U			0.20	0.20	1.0	N	Yes	1	NA
	Calcium	7440-70-2	T	ug/L	82000				580	580	1000	Y	Yes	1	NA
	Chromium	7440-47-3	T	ug/L		U			0.98	0.98	2.0	N	Yes	1	NA
	Cobalt	7440-48-4	T	ug/L	0.49	J	RL		0.19	0.19	1.0	Y	Yes	1	NA
	Lead	7439-92-1	T	ug/L		U			0.45	0.45	1.0	N	Yes	1	NA
	Lithium	7439-93-2	T	ug/L	6.9	J	RL		1.7	1.7	8.0	Y	Yes	1	NA
	Molybdenum	7439-98-7	T	ug/L		U			1.1	1.1	10	N	Yes	1	NA
	Selenium	7782-49-2	T	ug/L		U			0.89	0.89	5.0	N	Yes	1	NA
	Thallium	7440-28-0	T	ug/L	0.64	J	RL		0.20	0.20	1.0	Y	Yes	1	NA
SW-846 7470A	Mercury	7439-97-6	T	ug/L		U			0.13	0.13	0.20	N	Yes	1	NA
SW-846 9056A	Chloride	16887-00-6	N	ug/L	880	J	RL		280	280	1000	Y	Yes	1	NA
	Fluoride	16984-48-8	N	ug/L	44	J	RL		24	24	50	Y	Yes	1	NA
	Sulfate	14808-79-8	N	ug/L	25000				350	350	1000	Y	Yes	1	NA
SW-846 9315	Radium-226	13982-63-3	N	pCi/L	0.0920	U		0.0980	0.157	0.157	1.00	N	Yes	1	NA
SW-846 9320	Radium-228	15262-20-1	N	pCi/L	0.171	U		0.326	0.558	0.558	1.00	N	Yes	1	NA

Facility: Mount Storm Power Station
SDG: 2401489241

Lab Sample ID	240-148924-17
Sys Sample Code	042721NMWFGDW6_1545
Sample Name	042721NMWFGDW6
Sample Date	4/27/2021 3:45:00 PM
Location	MWFGDW6 / MWFGDW6
Sample Type	N
Matrix	GW
Parent Sample	

Analytic Method	Chemical Name	CAS Rn	Fraction	Result Unit	Final Result	Final Qual	Reason code	Uncertainty	Final MDL	Final RL	Final QL	Final Detect	Final Report	DF	Basis
CALC	Radium-226/228	RA226/228	N	pCi/L	0.547	J	S	0.291				Y	Yes	1	NA
SW-846 6010D	Boron	7440-42-8	T	ug/L		U			23	23	100	N	Yes	1	NA
SW-846 6020B	Antimony	7440-36-0	T	ug/L		U			0.57	0.57	2.0	N	Yes	1	NA
	Arsenic	7440-38-2	T	ug/L		U			0.75	0.75	5.0	N	Yes	1	NA
	Barium	7440-39-3	T	ug/L	110				2.2	2.2	5.0	Y	Yes	1	NA
	Beryllium	7440-41-7	T	ug/L	0.34	J	RL		0.31	0.31	1.0	Y	Yes	1	NA
	Cadmium	7440-43-9	T	ug/L	0.20	J	RL		0.20	0.20	1.0	Y	Yes	1	NA
	Calcium	7440-70-2	T	ug/L	11000				580	580	1000	Y	Yes	1	NA
	Chromium	7440-47-3	T	ug/L		U			0.98	0.98	2.0	N	Yes	1	NA
	Cobalt	7440-48-4	T	ug/L	0.50	J	RL		0.19	0.19	1.0	Y	Yes	1	NA
	Lead	7439-92-1	T	ug/L		U			0.45	0.45	1.0	N	Yes	1	NA
	Lithium	7439-93-2	T	ug/L		U			1.7	1.7	8.0	N	Yes	1	NA
	Molybdenum	7439-98-7	T	ug/L		U			1.1	1.1	10	N	Yes	1	NA
	Selenium	7782-49-2	T	ug/L		U			0.89	0.89	5.0	N	Yes	1	NA
	Thallium	7440-28-0	T	ug/L		U			0.20	0.20	1.0	N	Yes	1	NA
SW-846 7470A	Mercury	7439-97-6	T	ug/L		U			0.13	0.13	0.20	N	Yes	1	NA
SW-846 9056A	Chloride	16887-00-6	N	ug/L	2700				280	280	1000	Y	Yes	1	NA
	Fluoride	16984-48-8	N	ug/L	60				24	24	50	Y	Yes	1	NA
	Sulfate	14808-79-8	N	ug/L	10000				350	350	1000	Y	Yes	1	NA
SW-846 9315	Radium-226	13982-63-3	N	pCi/L	0.104	U		0.0928	0.141	0.141	1.00	N	Yes	1	NA
SW-846 9320	Radium-228	15262-20-1	N	pCi/L	0.443			0.276	0.416	0.416	1.00	Y	Yes	1	NA

Facility: Mount Storm Power Station
SDG: 2401489241

Lab Sample ID	240-148924-2
Sys Sample Code	042821NMWFGDW2
Sample Name	042821NMWFGDW2
Sample Date	4/28/2021 10:40:00 AM
Location	MWFGDW2 / MWFGDW2
Sample Type	N
Matrix	GW
Parent Sample	

Analytic Method	Chemical Name	CAS Rn	Fraction	Result Unit	Final Result	Final Qual	Reason code	Uncertainty	Final MDL	Final RL	Final QL	Final Detect	Final Report	DF	Basis
CALC	Radium-226/228	RA226/228	N	pCi/L	0.160	U		0.264				N	Yes	1	NA
SM 2540C	Total Dissolved Solids	TDS	N	mg/L	140	J	H		10	10	10	Y	Yes	1	NA
SW-846 6010D	Boron	7440-42-8	T	ug/L		U			23	23	100	N	Yes	1	NA
SW-846 6020B	Antimony	7440-36-0	T	ug/L		U			0.57	0.57	2.0	N	Yes	1	NA
	Arsenic	7440-38-2	T	ug/L		U			0.75	0.75	5.0	N	Yes	1	NA
	Barium	7440-39-3	T	ug/L	210				2.2	2.2	5.0	Y	Yes	1	NA
	Beryllium	7440-41-7	T	ug/L		U			0.31	0.31	1.0	N	Yes	1	NA
	Cadmium	7440-43-9	T	ug/L		U			0.20	0.20	1.0	N	Yes	1	NA
	Calcium	7440-70-2	T	ug/L	39000				580	580	1000	Y	Yes	1	NA
	Chromium	7440-47-3	T	ug/L		U			0.98	0.98	2.0	N	Yes	1	NA
	Cobalt	7440-48-4	T	ug/L		U			0.19	0.19	1.0	N	Yes	1	NA
	Lead	7439-92-1	T	ug/L		U			0.45	0.45	1.0	N	Yes	1	NA
	Lithium	7439-93-2	T	ug/L	6.1	J	RL		1.7	1.7	8.0	Y	Yes	1	NA
	Molybdenum	7439-98-7	T	ug/L		U			1.1	1.1	10	N	Yes	1	NA
	Selenium	7782-49-2	T	ug/L		U			0.89	0.89	5.0	N	Yes	1	NA
	Thallium	7440-28-0	T	ug/L	0.32	J	RL		0.20	0.20	1.0	Y	Yes	1	NA
SW-846 7470A	Mercury	7439-97-6	T	ug/L		U			0.13	0.13	0.20	N	Yes	1	NA
SW-846 9056A	Chloride	16887-00-6	N	ug/L	920	J	RL		280	280	1000	Y	Yes	1	NA
	Fluoride	16984-48-8	N	ug/L	70				24	24	50	Y	Yes	1	NA
	Sulfate	14808-79-8	N	ug/L	41000				350	350	1000	Y	Yes	1	NA
SW-846 9315	Radium-226	13982-63-3	N	pCi/L	0.142	U		0.110	0.163	0.163	1.00	N	Yes	1	NA
SW-846 9320	Radium-228	15262-20-1	N	pCi/L	0.0185	U		0.240	0.427	0.427	1.00	N	Yes	1	NA

Facility: Mount Storm Power Station
SDG: 2401489241

Lab Sample ID	240-148924-3
Sys Sample Code	042821NMW5
Sample Name	042821NMW5
Sample Date	4/28/2021 12:02:00 PM
Location	MW-5 / MW-5
Sample Type	N
Matrix	GW
Parent Sample	

Analytic Method	Chemical Name	CAS Rn	Fraction	Result Unit	Final Result	Final Qual	Reason code	Uncertainty	Final MDL	Final RL	Final QL	Final Detect	Final Report	DF	Basis
CALC	Radium-226/228	RA226/228	N	pCi/L	0.376	U		0.288				N	Yes	1	NA
SM 2540C	Total Dissolved Solids	TDS	N	mg/L	110	J	H		10	10	10	Y	Yes	1	NA
SW-846 6010D	Boron	7440-42-8	T	ug/L		U			23	23	100	N	Yes	1	NA
SW-846 6020B	Antimony	7440-36-0	T	ug/L		U			0.57	0.57	2.0	N	Yes	1	NA
	Arsenic	7440-38-2	T	ug/L		U			0.75	0.75	5.0	N	Yes	1	NA
	Barium	7440-39-3	T	ug/L	130				2.2	2.2	5.0	Y	Yes	1	NA
	Beryllium	7440-41-7	T	ug/L		U			0.31	0.31	1.0	N	Yes	1	NA
	Cadmium	7440-43-9	T	ug/L		U			0.20	0.20	1.0	N	Yes	1	NA
	Calcium	7440-70-2	T	ug/L	38000				580	580	1000	Y	Yes	1	NA
	Chromium	7440-47-3	T	ug/L		U			0.98	0.98	2.0	N	Yes	1	NA
	Cobalt	7440-48-4	T	ug/L	0.25	J	RL		0.19	0.19	1.0	Y	Yes	1	NA
	Lead	7439-92-1	T	ug/L		U			0.45	0.45	1.0	N	Yes	1	NA
	Lithium	7439-93-2	T	ug/L	6.8	J	RL		1.7	1.7	8.0	Y	Yes	1	NA
	Molybdenum	7439-98-7	T	ug/L		U			1.1	1.1	10	N	Yes	1	NA
	Selenium	7782-49-2	T	ug/L		U			0.89	0.89	5.0	N	Yes	1	NA
	Thallium	7440-28-0	T	ug/L	0.20	J	RL		0.20	0.20	1.0	Y	Yes	1	NA
SW-846 7470A	Mercury	7439-97-6	T	ug/L		U			0.13	0.13	0.20	N	Yes	1	NA
SW-846 9056A	Chloride	16887-00-6	N	ug/L	1300				280	280	1000	Y	Yes	1	NA
	Fluoride	16984-48-8	N	ug/L	53				24	24	50	Y	Yes	1	NA
	Sulfate	14808-79-8	N	ug/L	11000				350	350	1000	Y	Yes	1	NA
SW-846 9315	Radium-226	13982-63-3	N	pCi/L	0.0722	U		0.0814	0.131	0.131	1.00	N	Yes	1	NA
SW-846 9320	Radium-228	15262-20-1	N	pCi/L	0.304	U		0.276	0.442	0.442	1.00	N	Yes	1	NA

Facility: Mount Storm Power Station
SDG: 2401489241

Lab Sample ID	240-148924-4
Sys Sample Code	042821NMW8
Sample Name	042821NMW8
Sample Date	4/28/2021 10:10:00 AM
Location	MW-8 / MW-8
Sample Type	N
Matrix	GW
Parent Sample	

Analytic Method	Chemical Name	CAS Rn	Fraction	Result Unit	Final Result	Final Qual	Reason code	Uncertainty	Final MDL	Final RL	Final QL	Final Detect	Final Report	DF	Basis
CALC	Radium-226/228	RA226/228	N	pCi/L	0.384	J	S	0.216				Y	Yes	1	NA
SM 2540C	Total Dissolved Solids	TDS	N	mg/L	140	J	H		10	10	10	Y	Yes	1	NA
SW-846 6010D	Boron	7440-42-8	T	ug/L		U			23	23	100	N	Yes	1	NA
SW-846 6020B	Antimony	7440-36-0	T	ug/L		U			0.57	0.57	2.0	N	Yes	1	NA
	Arsenic	7440-38-2	T	ug/L		U			0.75	0.75	5.0	N	Yes	1	NA
	Barium	7440-39-3	T	ug/L	29				2.2	2.2	5.0	Y	Yes	1	NA
	Beryllium	7440-41-7	T	ug/L		U			0.31	0.31	1.0	N	Yes	1	NA
	Cadmium	7440-43-9	T	ug/L		U			0.20	0.20	1.0	N	Yes	1	NA
	Calcium	7440-70-2	T	ug/L	12000				580	580	1000	Y	Yes	1	NA
	Chromium	7440-47-3	T	ug/L		U			0.98	0.98	2.0	N	Yes	1	NA
	Cobalt	7440-48-4	T	ug/L		U			0.19	0.19	1.0	N	Yes	1	NA
	Lead	7439-92-1	T	ug/L		U			0.45	0.45	1.0	N	Yes	1	NA
	Lithium	7439-93-2	T	ug/L		U			1.7	1.7	8.0	N	Yes	1	NA
	Molybdenum	7439-98-7	T	ug/L		U			1.1	1.1	10	N	Yes	1	NA
	Selenium	7782-49-2	T	ug/L		U			0.89	0.89	5.0	N	Yes	1	NA
	Thallium	7440-28-0	T	ug/L		U			0.20	0.20	1.0	N	Yes	1	NA
SW-846 7470A	Mercury	7439-97-6	T	ug/L		U			0.13	0.13	0.20	N	Yes	1	NA
SW-846 9056A	Chloride	16887-00-6	N	ug/L	56000				280	280	1000	Y	Yes	1	NA
	Fluoride	16984-48-8	N	ug/L	44	J	RL		24	24	50	Y	Yes	1	NA
	Sulfate	14808-79-8	N	ug/L	15000				350	350	1000	Y	Yes	1	NA
SW-846 9315	Radium-226	13982-63-3	N	pCi/L	0.0258	U		0.0546	0.0988	0.0988	1.00	N	Yes	1	NA
SW-846 9320	Radium-228	15262-20-1	N	pCi/L	0.358			0.209	0.309	0.309	1.00	Y	Yes	1	NA

Facility: Mount Storm Power Station
SDG: 2401489241

Lab Sample ID	240-148924-5
Sys Sample Code	042821NMW10
Sample Name	042821NMW10
Sample Date	4/28/2021 1:41:00 PM
Location	MW-10 / MW-10
Sample Type	N
Matrix	GW
Parent Sample	

Analytic Method	Chemical Name	CAS Rn	Fraction	Result Unit	Final Result	Final Qual	Reason code	Uncertainty	Final MDL	Final RL	Final QL	Final Detect	Final Report	DF	Basis
CALC	Radium-226/228	RA226/228	N	pCi/L	0.380	J	S	0.313				Y	Yes	1	NA
SM 2540C	Total Dissolved Solids	TDS	N	mg/L	33	J	H		10	10	10	Y	Yes	1	NA
SW-846 6010D	Boron	7440-42-8	T	ug/L		U			23	23	100	N	Yes	1	NA
SW-846 6020B	Antimony	7440-36-0	T	ug/L		U			0.57	0.57	2.0	N	Yes	1	NA
	Arsenic	7440-38-2	T	ug/L		U			0.75	0.75	5.0	N	Yes	1	NA
	Barium	7440-39-3	T	ug/L	120				2.2	2.2	5.0	Y	Yes	1	NA
	Beryllium	7440-41-7	T	ug/L	0.37	J	RL		0.31	0.31	1.0	Y	Yes	1	NA
	Cadmium	7440-43-9	T	ug/L	0.23	J	RL		0.20	0.20	1.0	Y	Yes	1	NA
	Calcium	7440-70-2	T	ug/L	3600				580	580	1000	Y	Yes	1	NA
	Chromium	7440-47-3	T	ug/L		U			0.98	0.98	2.0	N	Yes	1	NA
	Cobalt	7440-48-4	T	ug/L	0.39	J	RL		0.19	0.19	1.0	Y	Yes	1	NA
	Lead	7439-92-1	T	ug/L		U			0.45	0.45	1.0	N	Yes	1	NA
	Lithium	7439-93-2	T	ug/L		U			1.7	1.7	8.0	N	Yes	1	NA
	Molybdenum	7439-98-7	T	ug/L		U			1.1	1.1	10	N	Yes	1	NA
	Selenium	7782-49-2	T	ug/L		U			0.89	0.89	5.0	N	Yes	1	NA
	Thallium	7440-28-0	T	ug/L		U			0.20	0.20	1.0	N	Yes	1	NA
SW-846 7470A	Mercury	7439-97-6	T	ug/L		U			0.13	0.13	0.20	N	Yes	1	NA
SW-846 9056A	Chloride	16887-00-6	N	ug/L	610	J	RL		280	280	1000	Y	Yes	1	NA
	Fluoride	16984-48-8	N	ug/L	46	J	RL		24	24	50	Y	Yes	1	NA
	Sulfate	14808-79-8	N	ug/L	9400				350	350	1000	Y	Yes	1	NA
SW-846 9315	Radium-226	13982-63-3	N	pCi/L	0.177			0.122	0.173	0.173	1.00	Y	Yes	1	NA
SW-846 9320	Radium-228	15262-20-1	N	pCi/L	0.203	U		0.288	0.481	0.481	1.00	N	Yes	1	NA

Lab Sample ID	240-148924-6
Sys Sample Code	042721NMWFGDW6_1100
Sample Name	042721NMWFGDW6
Sample Date	4/27/2021 11:00:00 AM
Location	MWFGDW6 / MWFGDW6
Sample Type	N
Matrix	GW
Parent Sample	

Analytic Method	Chemical Name	CAS Rn	Fraction	Result Unit	Final Result	Final Qual	Reason code	Uncertainty	Final MDL	Final RL	Final QL	Final Detect	Final Report	DF	Basis
SM 2540C	Total Dissolved Solids	TDS	N	mg/L	39	J	H		10	10	10	Y	Yes	1	NA

Lab Sample ID	240-148924-7
Sys Sample Code	042821FB
Sample Name	042821FB
Sample Date	4/28/2021 4:00:00 PM
Location	/
Sample Type	FB
Matrix	AQ
Parent Sample	

Analytic Method	Chemical Name	CAS Rn	Fraction	Result Unit	Final Result	Final Qual	Reason code	Uncertainty	Final MDL	Final RL	Final QL	Final Detect	Final Report	DF	Basis
CALC	Radium-226/228	RA226/228	N	pCi/L	0.0614	U	S	0.234				N	Yes	1	NA
SM 2540C	Total Dissolved Solids	TDS	N	mg/L		UJ	H		10	10	10	N	Yes	1	NA
SW-846 6010D	Boron	7440-42-8	T	ug/L		U			23	23	100	N	Yes	1	NA
SW-846 6020B	Antimony	7440-36-0	T	ug/L		U			0.57	0.57	2.0	N	Yes	1	NA
	Arsenic	7440-38-2	T	ug/L		U			0.75	0.75	5.0	N	Yes	1	NA
	Barium	7440-39-3	T	ug/L		U			2.2	2.2	5.0	N	Yes	1	NA
	Beryllium	7440-41-7	T	ug/L		U			0.31	0.31	1.0	N	Yes	1	NA
	Cadmium	7440-43-9	T	ug/L		U			0.20	0.20	1.0	N	Yes	1	NA
	Calcium	7440-70-2	T	ug/L		U			580	580	1000	N	Yes	1	NA
	Chromium	7440-47-3	T	ug/L		U			0.98	0.98	2.0	N	Yes	1	NA
	Cobalt	7440-48-4	T	ug/L		U			0.19	0.19	1.0	N	Yes	1	NA
	Lead	7439-92-1	T	ug/L		U			0.45	0.45	1.0	N	Yes	1	NA
	Lithium	7439-93-2	T	ug/L		U			1.7	1.7	8.0	N	Yes	1	NA
	Molybdenum	7439-98-7	T	ug/L		U			1.1	1.1	10	N	Yes	1	NA
	Selenium	7782-49-2	T	ug/L		U			0.89	0.89	5.0	N	Yes	1	NA
	Thallium	7440-28-0	T	ug/L		U			0.20	0.20	1.0	N	Yes	1	NA
SW-846 7470A	Mercury	7439-97-6	T	ug/L		U			0.13	0.13	0.20	N	Yes	1	NA
SW-846 9056A	Chloride	16887-00-6	N	ug/L		U			280	280	1000	N	Yes	1	NA
	Fluoride	16984-48-8	N	ug/L		U			24	24	50	N	Yes	1	NA
	Sulfate	14808-79-8	N	ug/L		U			350	350	1000	N	Yes	1	NA
SW-846 9315	Radium-226	13982-63-3	N	pCi/L	0.0614	U		0.0805	0.134	0.134	1.00	N	Yes	1	NA
SW-846 9320	Radium-228	15262-20-1	N	pCi/L	-0.0709	U		0.220	0.409	0.409	1.00	N	Yes	1	NA

Facility: Mount Storm Power Station
SDG: 2401489241

Lab Sample ID	240-148924-8
Sys Sample Code	042821FD
Sample Name	042821FD
Sample Date	4/28/2021 12:00:00 PM
Location	MWFGDW2 / MWFGDW2
Sample Type	FD
Matrix	GW
Parent Sample	042821NMWFGDW2

Analytic Method	Chemical Name	CAS Rn	Fraction	Result Unit	Final Result	Final Qual	Reason code	Uncertainty	Final MDL	Final RL	Final QL	Final Detect	Final Report	DF	Basis
CALC	Radium-226/228	RA226/228	N	pCi/L	0.408	U		0.281				N	Yes	1	NA
SM 2540C	Total Dissolved Solids	TDS	N	mg/L	150	J	H		10	10	10	Y	Yes	1	NA
SW-846 6010D	Boron	7440-42-8	T	ug/L		U			23	23	100	N	Yes	1	NA
SW-846 6020B	Antimony	7440-36-0	T	ug/L		U			0.57	0.57	2.0	N	Yes	1	NA
	Arsenic	7440-38-2	T	ug/L		U			0.75	0.75	5.0	N	Yes	1	NA
	Barium	7440-39-3	T	ug/L	210				2.2	2.2	5.0	Y	Yes	1	NA
	Beryllium	7440-41-7	T	ug/L		U			0.31	0.31	1.0	N	Yes	1	NA
	Cadmium	7440-43-9	T	ug/L		U			0.20	0.20	1.0	N	Yes	1	NA
	Calcium	7440-70-2	T	ug/L	38000				580	580	1000	Y	Yes	1	NA
	Chromium	7440-47-3	T	ug/L		U			0.98	0.98	2.0	N	Yes	1	NA
	Cobalt	7440-48-4	T	ug/L		U			0.19	0.19	1.0	N	Yes	1	NA
	Lead	7439-92-1	T	ug/L		U			0.45	0.45	1.0	N	Yes	1	NA
	Lithium	7439-93-2	T	ug/L	5.1	J	RL		1.7	1.7	8.0	Y	Yes	1	NA
	Molybdenum	7439-98-7	T	ug/L		U			1.1	1.1	10	N	Yes	1	NA
	Selenium	7782-49-2	T	ug/L		U			0.89	0.89	5.0	N	Yes	1	NA
	Thallium	7440-28-0	T	ug/L		U			0.20	0.20	1.0	N	Yes	1	NA
SW-846 7470A	Mercury	7439-97-6	T	ug/L		U			0.13	0.13	0.20	N	Yes	1	NA
SW-846 9056A	Chloride	16887-00-6	N	ug/L	1000				280	280	1000	Y	Yes	1	NA
	Fluoride	16984-48-8	N	ug/L	72				24	24	50	Y	Yes	1	NA
	Sulfate	14808-79-8	N	ug/L	41000				350	350	1000	Y	Yes	1	NA
SW-846 9315	Radium-226	13982-63-3	N	pCi/L	0.132	U		0.0979	0.141	0.141	1.00	N	Yes	1	NA
SW-846 9320	Radium-228	15262-20-1	N	pCi/L	0.276	U		0.263	0.422	0.422	1.00	N	Yes	1	NA

APPENDIX C

SECOND SEMI-ANNUAL 2021 ASSESSMENT MONITORING PROGRAM EVENT FIELD DATA SHEETS, LABORATORY CERTIFICATES OF ANALYSIS, CHAIN-OF-CUSTODY FORMS, AND DATA VALIDATION FORMS

GOLDER
MEMBER OF WSP

Date: 11/01/21

WELL GAUGING LOG

Project Name: Mt. Storm PS
Project No./Task No.: 2013493621
Sampler(s): C. Migee / Z. Hector
Equipment: Water Level Indicator
Phase A CCR

Well ID	Personnel (initials)	Time	DTW (feet)	DTB (feet)	Well Condition Summary				
					Protective Casing	Well Casing	Label	Lock	Pad Condition
MW-22	CM	1407	19.65	—	☒ OK ☐ Damaged	☒ OK ☐ Damaged	☒ OK ☐ Inadequate	☒ Yes ☐ No	☒ OK ☐ Damaged
MWFGDW-2	CM	1415	19.05	—	☒ OK ☐ Damaged	☒ OK ☐ Damaged	☒ OK ☐ Inadequate	☒ Yes ☐ No	☒ OK ☐ Damaged
MW-5	CM	1445	37.20	—	☒ OK ☐ Damaged	☒ OK ☐ Damaged	☒ OK ☐ Inadequate	☒ Yes ☐ No	☒ OK ☐ Damaged
MW-8	ZH	1431	16.62	—	☒ OK ☐ Damaged	☒ OK ☐ Damaged	☒ OK ☐ Inadequate	☒ Yes ☐ No	☒ OK ☐ Damaged
MW-10	CM	1457	23.12	—	☒ OK ☐ Damaged	☒ OK ☐ Damaged	☒ OK ☐ Inadequate	☒ Yes ☐ No	☒ OK ☐ Damaged
MWFGDW6	ZH	1327	19.11	—	☒ OK ☐ Damaged	☒ OK ☐ Damaged	☒ OK ☐ Inadequate	☒ Yes ☐ No	☒ OK ☐ Damaged
					☐ OK ☐ Damaged	☐ OK ☐ Damaged	☐ OK ☐ Inadequate	☐ Yes ☐ No	☐ OK ☐ Damaged
					☐ OK ☐ Damaged	☐ OK ☐ Damaged	☐ OK ☐ Inadequate	☐ Yes ☐ No	☐ OK ☐ Damaged
					☐ OK ☐ Damaged	☐ OK ☐ Damaged	☐ OK ☐ Inadequate	☐ Yes ☐ No	☐ OK ☐ Damaged
					☐ OK ☐ Damaged	☐ OK ☐ Damaged	☐ OK ☐ Inadequate	☐ Yes ☐ No	☐ OK ☐ Damaged
					☐ OK ☐ Damaged	☐ OK ☐ Damaged	☐ OK ☐ Inadequate	☐ Yes ☐ No	☐ OK ☐ Damaged
					☐ OK ☐ Damaged	☐ OK ☐ Damaged	☐ OK ☐ Inadequate	☐ Yes ☐ No	☐ OK ☐ Damaged
					☐ OK ☐ Damaged	☐ OK ☐ Damaged	☐ OK ☐ Inadequate	☐ Yes ☐ No	☐ OK ☐ Damaged
					☐ OK ☐ Damaged	☐ OK ☐ Damaged	☐ OK ☐ Inadequate	☐ Yes ☐ No	☐ OK ☐ Damaged
					☐ OK ☐ Damaged	☐ OK ☐ Damaged	☐ OK ☐ Inadequate	☐ Yes ☐ No	☐ OK ☐ Damaged
					☐ OK ☐ Damaged	☐ OK ☐ Damaged	☐ OK ☐ Inadequate	☐ Yes ☐ No	☐ OK ☐ Damaged
					☐ OK ☐ Damaged	☐ OK ☐ Damaged	☐ OK ☐ Inadequate	☐ Yes ☐ No	☐ OK ☐ Damaged
					☐ OK ☐ Damaged	☐ OK ☐ Damaged	☐ OK ☐ Inadequate	☐ Yes ☐ No	☐ OK ☐ Damaged
					☐ OK ☐ Damaged	☐ OK ☐ Damaged	☐ OK ☐ Inadequate	☐ Yes ☐ No	☐ OK ☐ Damaged

Observations/Notes: _____

Signature: _____ Date: 11/01/21
QA/QC Signature: _____ Date: 11/9/21

GOLDER

MICROPURGE SAMPLING LOG

Date: 11/03/21

Weather: Sunny 40's

Project Name: Mt Storm PS

Project No./Task No.: 2013993621

Event: 25A21 GW A+B NPDES, Phase A+B CCR

Sampler(s): C. Meyer

Well ID: MW-22

Field Calibration Completed: 11/03/21 @ 0800

Well Diameter: 2.0 inches

Initial Depth to Water: 18.72 feet

Depth to Bottom: — feet

Water Column Thickness: — feet

Equipment Used:
- [x] WL Indicator
- [x] YSI Pro DSS 15J103602
- [ ] In-Situ —
- [ ] Turbidity Meter
- [ ] Peristaltic Pump
- [ ] MP-10 Controller Box
- [ ] Air Tank
- [ ] Compressor
- [x] MP-15 Controller Box
- [x] Dedicated Bladder Pump
- [ ] Non-dedicated BP
- [ ] —

Time (5 minute int.)	pH (S.U.)	Sp. Cond. (uS/cm)oc	Turbidity (NTU)	Dissolved Oxygen (mg/L)	Temp. (°C)	ORP (mV)	DTW (feet)	Flow Rate (mL/min)
Stabilization	+/- 0.1	+/- 3%	if >10, +/- 10%	+/- 10%	+/- 1°C	+/- 10 mV	<0.3 feet	<500
0948	6.23	575	22.6	2.59	8.9	225.1	19.18	~300
0953	6.38	587	35.3	2.45	8.9	223.7	19.21	~300
0958	6.44	588	23.8	2.36	8.9	223.9	19.17	~300
~~0~~1003	6.47	587	30.0	2.38	8.9	225.4	19.24	~300
1008	6.49	587	26.0	2.36	8.9	226.8	19.25	~300
1013	6.53	588	26.8	2.57	8.9	226.8	19.18	~300
1018	6.54	587	22.3	2.38	8.7	228.4	19.18	~280
1023	6.55	586	16.9	2.35	8.8	230.4	19.14	~280
1028	6.56	587	15.9	2.35	8.8	232.5	19.15	~280
1033	6.57	587	12.0	2.34	8.8	234.2	19.13	~280
1038	6.57	587	11.6	2.33	8.8	236.6	19.15	~280
~~1043~~ 1043	6.57	589	9.5	2.33	8.7	238.7	19.15	~280
1050	—	—	— SAMPLED —	—	—	—	—	—
1257	6.60	580	1.1	2.38	8.9	249.5	19.15	~280

Purge Cycle (End): 24/6 Secs @ 30 psi

Flow Rate (ml/min End): ~280

Purge volume (gallons) prior to stabilization monitoring (3/8" I.D. Tube: Vol=Depth to Pump x 0.006 gal/ft) (58.73)(0.006) = ~0.35

Total Purge Volume (Gallons): ~5.0

Purge Water Management: C.W.S Containment

Purge Observations (color, odor, turbidity, sheen): Clear grab Sample

Purge time 0940

Sample Time: 1050

Field Filtered (0.45um): [x] Yes [ ] No

Sample Parameters/Analyte(s):
- [ ] Petro (DRO)
- [ ] CCR Appendix III
- [ ] CCR Appendix IV
- [ ] Closed 5-year NPDES (Diss [Ba, Bo, Fe, Mn], SO4, TDS, TSS)
- [x] Phase A&B NPDES (Diss [Al, Sb, As, Ba, Be, Bo, Cd, Cu, Fe, Pb, Mn, Hg, Ni, Se, Tl],Cl, Cr Tot, NO2+NO3 N, SO4, NH3-N Tot, TDS, TSS)
- [ ] Variance (Diss [Be, Cd, Cr, Pb, Ni])
- [ ] LVWSP IV Detects (As, Ba, Be, Cd, Cr, Co, Pb, Mo, Tl, Rad 226-228)
- [x] Phase A IV Detects (As, Ba, Be, Cd, Cr, Co, Pb, Li, Se, Rad 226-228)
- Phase B IV Detects (As, Ba, Be, Cd, Cr, Co, Pb, Li, Mo, Se, Tl, Rad 226-228)

Other Observations / Equipment Operation Problems: Phase A+B MS/MSD taken @ MW-22

Sampler Signature: Date: 11/03/21

QA/QC Signature: Date: 11/9/21

Sample ID: 110321N/MW-22

GOLDER

MICROPURGE SAMPLING LOG

Date: 11/03/21

Weather: Sunny 40's

Project Name: Mt. Storm PS

Project No./Task No.: 20139936 21

Event: 2SA21 GW A+B NPDES/Phase A+B CCR

Sampler(s): C. Meece

Well ID: MWFGDW-2

Field Calibration Completed: 11/03/21 @ 0800

Well Diameter: 2.0 inches

Initial Depth to Water: 18.41 feet

Depth to Bottom: — feet

Water Column Thickness: — feet

Equipment Used:
- [X] WL Indicator
- [X] YSI 21D105515 T103602
- [ ] In-Situ —
- [ ] Turbidity Meter
- [ ] Peristaltic Pump
- [ ] MP-10 Controller Box
- [ ] Air Tank
- [ ] Compressor
- [X] MP-15 Controller Box
- [X] Dedicated Bladder Pump
- [ ] Non-dedicated BP
- [ ] —

Time (5 minute int.)	pH (S.U.)	Sp. Cond. (uS/cm)oc	Turbidity (NTU)	Dissolved Oxygen (mg/L)	Temp. (°C)	ORP (mV)	DTW (feet)	Flow Rate (mL/min)
Stabilization	+/- 0.1	+/- 3%	if >10, +/- 10%	+/- 10%	+/- 1°C	+/- 10 mV	<0.3 feet	<500
1345	6.48	335.5	1.8	3.98	11.6	218.0	18.95	~400
1348	6.47	333.9	1.1	3.90	11.7	224.7	19.00	~400
1351	6.48	339.0	0.2	3.85	11.5	232.2	18.89	~400
1354	6.48	341.0	0.2	3.83	11.6	238.7	18.93	~400
~~1357~~ 1400				SAMPLED				
1437	6.49	3414	0.2	3.86	11.7	259.5	18.04	~400

Purge Cycle (End): 24/6 Secs. @ 20 psi

Flow Rate (ml/min End): ~400

Purge volume (gallons) prior to stabilization monitoring (3/8" I.D. Tube: Vol=Depth to Pump x 0.006 gal/ft): (25.00)(0.006) = ~0.15

Total Purge Volume (Gallons): ~2.5

Purge Water Management: O.U.S. Containment

Purge Observations (color, odor, turbidity, sheen): Clear grab Sample

Purge time 1340

Sample Time: 1400

Field Filtered (0.45um): [X] Yes [ ] No

Sample Parameters/Analyte(s):
- [ ] Petro (DRO)
- [ ] CCR Appendix III
- [ ] CCR Appendix IV
- [ ] Closed 5-year NPDES (Diss [Ba, Bo, Fe, Mn], SO4, TDS, TSS)
- [X] Phase A&B NPDES (Diss [Al, Sb, As, Ba, Be, Bo, Cd, Cu, Fe, Pb, Mn, Hg, Ni, Se, Tl],Cl, Cr Tot, NO2+NO3 N, SO4, NH3-N Tot, TDS, TSS)
- [ ] Variance (Diss [Be, Cd, Cr, Pb, Ni])
- [ ] LVWSP IV Detects (As, Ba, Be, Cd, Cr, Co, Pb, Mo, Tl, Rad 226-228)
- [X] Phase A IV Detects (As, Ba, [X] Cd, Cr, Co, Pb, Li, Se, Rad 226-228)
- Phase B IV Detects (As, Ba, Be, Cd, Cr, Co, Pb, Li, Mo, Se, Tl, Rad 226-228)

Other Observations / Equipment Operation Problems:

Sampler Signature: [signature] Date: 11/03/21

QA/QC Signature: [signature] Date: 11/9/21

Sample ID: 110321IVMWFGDW-2

MICROPURGE SAMPLING LOG

GOLDER

Date: 11/3/21

Weather: 30's, Snow

Project Name: Mount Storm PS

Project No./Task No.: 20139362 1

Event: 2SA21 GW 4921

Sampler(s): Z. Hector

Well ID: MW-5

Field Calibration Completed: 0800 on 11/3/21

Well Diameter: 4.0 inches

Initial Depth to Water: 37.10 feet

Depth to Bottom: 48.36 feet

Water Column Thickness: — feet

Equipment Used:
- ☑ WL Indicator
- ☑ YSI Pro DSS 17A102683
- ☐ In-Situ —
- ☐ Turbidity Meter
- ☐ Peristaltic Pump
- ☐ MP-10 Controller Box
- ☐ Air Tank
- ☐ Compressor
- ☑ MP-15 Controller Box
- ☑ Dedicated Bladder Pump
- ☐ Non-dedicated BP
- ☐ —

Time (5 minute int.)	pH (S.U.)	Sp. Cond. (uS/cm)^{oC}	Turbidity (NTU)	Dissolved Oxygen (mg/L)	Temp. (°C)	ORP (mV)	DTW (feet)	Flow Rate (mL/min)
Stabilization	+/- 0.1	+/- 3%	if >10, +/- 10%	+/- 10%	+/- 1°C	+/- 10 mV	<0.3 feet	<500
1203	5.80	306.0	2.26	4.17	5.6	193.5	37.95	~400
1206	5.94	307.8	1.65	4.09	5.6	192.2	38.19	~400
1209	6.02	308.9	2.21	4.05	5.6	190.2	38.29	~400
1212	6.06	311.0	1.38	4.02	5.6	186.4	38.45	~400
1215	6.09	311.9	1.23	3.98	5.6	181.2	38.62	~400
1220	—	SAMPLE						
1250	5.99	336.5	0.98	4.66	5.5	115.6	38.98	~400

Purge Cycle (End): 24/6 @ 30 psi Flow Rate (ml/min End): ~400

Purge volume (gallons) prior to stabilization monitoring (3/8" I.D. Tube: Vol=Depth to Pump x 0.006 gal/ft): ~0.31

Total Purge Volume (Gallons): ~2.5 Purge Water Management: Oil & water separator

Purge Observations (color, odor, turbidity, sheen): Clear grab sample

Purge time: 1155

Sample Time: 1220 Field Filtered (0.45um): ☑ Yes ☐ No

Sample Parameters/Analyte(s): ☐ Petro (DRO) ☐ CCR Appendix III ☐ CCR Appendix IV

☐ Closed 5-year NPDES (Diss [Ba, Bo, Fe, Mn], SO4, TDS, TSS)

☒ Phase A&B NPDES (Diss [Al, Sb, As, Ba, Be, Bo, Cd, Cu, Fe, Pb, Mn, Hg, Ni, Se, Tl],Cl, Cr Tot, NO2+NO3 N, SO4, NH3-N Tot, TDS, TSS)

☐ Variance (Diss [Be, Cd, Cr, Pb, Ni])

☐ LVWSP IV Detects (As, Ba, Be, Cd, Cr, Co, Pb, Mo, Tl, Rad 226-228)

☒ Phase A IV Detects (As, Ba, ☐ Cd, Cr, Co, Pb, Li, Se, Rad 226-228)

Phase B IV Detects (As, Ba, Be, Cd, Cr, Co, Pb, Li, Mo, Se, Tl, Rad 226-228)

Other Observations / Equipment Operation Problems: DTP: 4" well, WL indicator falls past pump

Sample ID: 11321NMW-5

Sampler Signature: Date: 11/3/21

QA/QC Signature: Date: 11/08/21

MICROPURGE SAMPLING LOG

GOLDER

Date: 11/3/21
Weather: 30's calm

Project Name: MSPS
Project No./Task No.: 20139936 21
Event: 2SA21GW
Sampler(s): Z. Hector
Well ID: MW-8
Field Calibration Completed: @0800 on 11/3/21
Well Diameter: 2.0 inches
Initial Depth to Water: 17.29 feet
Depth to Bottom: 63.52 feet
Water Column Thickness: — feet

Equipment Used:
- [x] WL Indicator
- [x] YSI ProDSS; 17M102551
- [ ] In-Situ —
- [ ] Turbidity Meter
- [ ] Peristaltic Pump
- [ ] MP-10 Controller Box
- [ ] Air Tank
- [ ] Compressor
- [x] MP-15 Controller Box
- [x] Dedicated Bladder Pump
- [ ] Non-dedicated BP
- [ ] —

Time (5 minute int.)	pH (S.U.)	Sp. Cond. (uS/cm)°C	Turbidity (NTU)	Dissolved Oxygen (mg/L)	Temp. (°C)	ORP (mV)	DTW (feet)	Flow Rate (mL/min)
Stabilization	+/- 0.1	+/- 3%	if >10, +/- 10%	+/- 10%	+/- 1°C	+/- 10 mV	<0.3 feet	<500
0949	5.53	325.6	4.00	7.23	5.2	209.8	17.91	~360
0952	5.46	316.1	6.19	7.39	5.3	211.7	17.85	~360
0955	5.55	300.9	5.51	8.05	5.4	211.7	18.00	~360
0958	5.52	291.8	4.415	8.10	5.4	214.9	18.02	~360
1001	5.43	286.2	3.73	7.99	5.4	219.3	17.99	~360
1004	5.35	281.2	3.24	7.88	5.4	222.7	17.92	~360
1007	5.24	277.6	3.01	7.87	5.2	226.7	17.86	~360
1010	5.18	274.6	2.39	7.74	5.4	229.0	17.92	~360
1013	5.14	272.7	2.78	7.65	5.3	231.8	17.84	~360
1020	—	—	SAMPLE	—	—	—	—	—
1055	4.70	266.4	1.67	6.83	4.9	235.5	17.94	~360

Purge Cycle (End): 25/5 @ 38 psi
Flow Rate (ml/min End): ~360
Purge volume (gallons) prior to stabilization monitoring (3/8" I.D. Tube: Vol=Depth to Pump x 0.006 gal/ft): ~0.35
Total Purge Volume (Gallons): ~3
Purge Water Management: On site containment
Purge Observations (color, odor, turbidity, sheen): Clear grab sample
Purge time: 0941
Sample Time: 1020
Field Filtered (0.45um): [x] Yes [ ] No

Sample Parameters/Analyte(s):
- [ ] Petro (DRO)
- [ ] CCR Appendix III
- [ ] CCR Appendix IV
- [ ] Closed 5-year NPDES (Diss [Ba, Bo, Fe, Mn], SO4, TDS, TSS)
- [x] Phase A&B NPDES (Diss [Al, Sb, As, Ba, Be, Bo, Cd, Cu, Fe, Pb, Mn, Hg, Ni, Se, Tl],Cl, Cr Tot, NO2+NO3 N, SO4, NH3-N Tot, TDS, TSS)
- [ ] Variance (Diss [Be, Cd, Cr, Pb, Ni])
- [ ] LVWSP IV Detects (As, Ba, Be, Cd, Cr, Co, Pb, Mo, Tl, Rad 226-228)
- [ ] Phase A IV Detects (As, Ba, Be, Cd, Cr, Co, Pb, Li, Se, Rad 226-228)
- [x] Phase B IV Detects (As, Ba, Be, Cd, Cr, Co, Pb, Li, Mo, Se, Tl, Rad 226-228)

Other Observations / Equipment Operation Problems: DTP: 58.85
Sample ID: ~~MW-8-211~~ 1132INMW-8

Sampler Signature: [signature] Date: 11/3/21
QA/QC Signature: [signature] Date: 11/08/21

GOLDER

MICROPURGE SAMPLING LOG

Date: 11/3/21
Weather: Sunny 40's

Project Name: Mt. Storm PS
Project No./Task No.: 2013993621
Event: 2SA21 GW
Sampler(s): Z. Hector
Well ID: MW-10
Field Calibration Completed: @0800 on 11/3/21
Well Diameter: 2.0 inches
Initial Depth to Water: 23.32 feet
Depth to Bottom: 63.41 feet
Water Column Thickness: — feet

Equipment Used:
- [x] WL Indicator
- [x] YSI ProDSS: 17M102881
- [ ] In-Situ —
- [ ] Turbidity Meter
- [ ] Peristaltic Pump
- [ ] MP-10 Controller Box
- [ ] Air Tank
- [ ] Compressor
- [x] MP-15 Controller Box
- [x] Dedicated Bladder Pump
- [ ] Non-dedicated BP
- [ ] —

Time (5 minute int.)	pH (S.U.)	Sp. Cond. (uS/cm)°C	Turbidity (NTU)	Dissolved Oxygen (mg/L)	Temp. (°C)	ORP (mV)	DTW (feet)	Flow Rate (mL/min)
Stabilization	+/- 0.1	+/- 3%	if >10, +/- 10%	+/- 10%	+/- 1°C	+/- 10 mV	<0.3 feet	<500
1350	4.72	115.0	2.46	2.57	6.2	169.0	24.39	~380
1353	4.65	111.1	3.30	2.51	6.1	165.8	24.79	~380
1356	4.59	110.9	2.18	2.50	6.1	166.9	25.31	~380
1359	4.51	111.1	1.55	2.53	6.1	174.8	25.59	~380
1402	4.46	109.7	2.14	2.56	6.1	186.2	26.16	~380
1405	4.42	109.7	1.56	2.56	6.1	194.1	26.37	~380
1415	—	SAMPLE		—				
1500	4.10	109.8	1.10	3.07	5.8	240.6	31.85	~380

Purge Cycle (End): 24/6 @ 37 psi
Flow Rate (ml/min End): ~380
Purge volume (gallons) prior to stabilization monitoring (3/8" I.D. Tube: Vol=Depth to Pump x 0.006 gal/ft): ~0.35
Total Purge Volume (Gallons): ~3
Purge Water Management: Oily water seperator
Purge Observations (color, odor, turbidity, sheen): Clear grab sample
Purge time: 1343

Sample Time: 1415
Field Filtered (0.45um): [x] Yes [ ] No

Sample Parameters/Analyte(s):
- [ ] Petro (DRO)
- [ ] CCR Appendix III
- [ ] CCR Appendix IV
- [ ] Closed 5-year NPDES (Diss [Ba, Bo, Fe, Mn], SO4, TDS, TSS)
- [x] Phase A&B NPDES (Diss [Al, Sb, As, Ba, Be, Bo, Cd, Cu, Fe, Pb, Mn, Hg, Ni, Se, Tl],Cl, Cr Tot, NO2+NO3 N, SO4, NH3-N Tot, TDS, TSS)
- [ ] Variance (Diss [Be, Cd, Cr, Pb, Ni])
- [ ] LVWSP IV Detects (As, Ba, Be, Cd, Cr, Co, Pb, Mo, Tl, Rad 226-228)
- [ ] Phase A IV Detects (As, Ba, Be, Cd, Cr, Co, Pb, Li, Se, Rad 226-228)
- [x] Phase B IV Detects (As, Ba, Be, Cd, Cr, Co, Pb, Li, Mo, Se, Tl, Rad 226-228)

Other Observations / Equipment Operation Problems: DTP: 58.50
Sample ID: 11321NMW-10

Sampler Signature: [signature] Date: 11/3/21 Page 1 of 1
QA/QC Signature: [signature] Date: 11/08/21

GOLDER

MICROPURGE SAMPLING LOG

Date: 11/2/21

Weather: Sunny 80's

Project Name: MSPS

Project No./Task No.: 20139936 21

Event: 2nd Q GW 2021

Sampler(s): [illegible]

Well ID: MW FBD-GW6

Field Calibration Completed: [illegible]

Well Diameter: 2.0 inches

Initial Depth to Water: 19.00 feet

Depth to Bottom: 40.34 feet

Water Column Thickness: feet

Equipment Used:
- [x] WL Indicator
- [x] YSI Pro DSS / SN# 22G102644
- [ ] In-Situ
- [ ] Turbidity Meter
- [ ] Peristaltic Pump
- [ ] MP-10 Controller Box
- [ ] Air Tank
- [ ] Compressor
- [x] MP-15 Controller Box
- [x] Dedicated Bladder Pump
- [ ] Non-dedicated BP
- [ ] [illegible]

Time (5 minute int.)	pH (S.U.)	Sp. Cond. (uS/cm)°C	Turbidity (NTU)	Dissolved Oxygen (mg/L)	Temp. (°C)	ORP (mV)	DTW (feet)	Flow Rate (mL/min)
Stabilization	+/- 0.1	+/- 3%	if >10, +/- 10%	+/- 10%	+/- 1°C	+/- 10 mV	<0.3 feet	<500
1051	5.76	475.4	5.21	2.61	6.8	176.7	20.51	~400
1054	5.89	433.1	2.67	2.60	6.9	166.1	20.29	~400
1057	5.97	304.0	1.28	3.56	7.0	158.8	20.30	~400
MW-FBD-GW6-20211103	5.88	261.2	0.92	4.42	7.1	162.7	20.39	~400
1103 2nd	5.84	252.6	1.14	4.57	7.1	166.6	20.52	~400
1109	5.81	252.1	1.54	4.60	7.1	164.3	20.61	~400
1112	5.80	250.5	1.47	4.60	7.1	168.5	20.88	~400
1115			SAMP	LE				
1145	5.65	206.6	2.28	4.68	7.0	187.8	20.44	~400

Purge Cycle (End): 25/5 @ 21 psi

Flow Rate (ml/min End): ~400

Purge volume (gallons) prior to stabilization monitoring (3/8" I.D. Tube: Vol=Depth to Pump x 0.006 gal/ft): ~0.21

Total Purge Volume (Gallons): ~3

Purge Water Management: On site containment

Purge Observations (color, odor, turbidity, sheen): Clear grey Sample

Purge time: 1045

Sample Time: 1115

Field Filtered (0.45um): [x] Yes [ ] No

Sample Parameters/Analyte(s):
- [ ] Petro (DRO)
- [ ] CCR Appendix III
- [ ] CCR Appendix IV
- [ ] Closed 5-year NPDES (Diss [Ba, Bo, Fe, Mn], SO4, TDS, TSS)
- [x] Phase A&B NPDES (Diss [Al, Sb, As, Ba, Be, Bo, Cd, Cu, Fe, Pb, Mn, Hg, Ni, Se, Tl],Cl, Cr Tot, NO2+NO3 N, SO4, NH3-N Tot, TDS, TSS)
- [ ] Variance (Diss [Be, Cd, Cr, Pb, Ni])
- [ ] LVWSP IV Detects (As, Ba, Be, Cd, Cr, Co, Pb, Mo, Tl, Rad 226-228)
- [x] Phase A IV Detects (As, Ba, Be, Cd, Cr, Co, Pb, Li, Se, Rad 226-228)
- [ ] Phase B IV Detects (As, Ba, Be, Cd, Cr, Co, Pb, Li, Mo, Se, Tl, Rad 226-228)

Other Observations / Equipment Operation Problems: DTP: 35.34

Sample ID: 1122-FBD-GW6

Sampler Signature: [signature] Date: 11/2/21

QA/QC Signature: [signature] Date: 11/08/21

GOLDER

MICROPURGE SAMPLING LOG

Date: 11/03/21

Weather: Sunny 40's

Project Name: Mt. Storm PS

Project No./Task No.: 20139936.21

Event: 2S2021 GW Phase A CCR

Sampler(s): C. Meyer

Well ID: Field Blank

Field Calibration Completed: —

Well Diameter: — inches

Initial Depth to Water: — feet

Depth to Bottom: — feet

Water Column Thickness: — feet

Equipment Used:
- ☐ WL Indicator
- ☐ YSI —
- ☐ In-Situ —
- ☐ Turbidity Meter
- ☐ Peristaltic Pump
- ☐ MP-10 Controller Box
- ☐ Air Tank
- ☐ Compressor
- ☐ MP-15 Controller Box
- ☐ Dedicated Bladder Pump
- ☐ Non-dedicated BP
- ☐ —

Time (5 minute int.)	pH (S.U.)	Sp. Cond. (uS/cm)°C	Turbidity (NTU)	Dissolved Oxygen (mg/L)	Temp. (°C)	ORP (mV)	DTW (feet)	Flow Rate (mL/min)
Stabilization	+/- 0.1	+/- 3%	if >10, +/- 10%	+/- 10%	+/- 1°C	+/- 10 mV	<0.3 feet	<500
1410				SAMPLED				

Purge Cycle (End): — @ — psi Flow Rate (ml/min End): —

Purge volume (gallons) prior to stabilization monitoring (3/8" I.D. Tube: Vol=Depth to Pump x 0.006 gal/ft): —

Total Purge Volume (Gallons): — Purge Water Management: —

Purge Observations (color, odor, turbidity, sheen): Clear grab taken near MW(EC-1)N-2 W/ Lab provided DI Water

Sample Time: 1410 Field Filtered (0.45um): ☐ Yes ☐ No

Sample Parameters/Analyte(s): ☐ Petro (DRO) ☐ CCR Appendix III ☐ CCR Appendix IV

☐ Closed 5-year NPDES (Diss [Ba, Bo, Fe, Mn], SO4, TDS, TSS) ☐ Phase A&B NPDES (Diss [Al, Sb, As, Ba, Be, Bo, Cd, Cu, Fe, Pb, Mn, Hg, Ni, Se, Tl],Cl, Cr Tot, NO2+NO3 N, SO4, NH3-N Tot, TDS, TSS)

☐ Variance (Diss [Be, Cd, Cr, Pb, Ni]) ☐ LVWSP IV Detects (As, Ba, Be, Cd, Cr, Co, Pb, Mo, Tl, Rad 226-228) ☒ Phase A IV Detects (As, Ba, Be, Cd, Cr, Co, Pb, Li, Se, Rad 226-228) Phase B IV Detects (As, Ba, Be, Cd, Cr, Co, Pb, Li, Mo, Se, Tl, Rad 226-228)

Other Observations / Equipment Operation Problems: —

Sampler Signature: [signature] Date: 11/03/21

QA/QC Signature: [signature] Date: 11/9/21

Sample ID: 110321FBField Blank

GOLDER

MICROPURGE SAMPLING LOG

Date: 11/03/21

Weather: Sunny 40's

Project Name: Mt. Storm PS

Project No./Task No.: 20139362.1

Event: 2SA21 GW Phase A/Phase B

Sampler(s): C. Meyer

Well ID: Field Duplicate

Field Calibration Completed: 11/03/21 @ 0800

Well Diameter: — inches

Initial Depth to Water: — feet

Depth to Bottom: — feet

Water Column Thickness: — feet

Equipment Used:
- ☐ WL Indicator
- ☐ YSI —
- ☐ In-Situ —
- ☐ Turbidity Meter
- ☐ Peristaltic Pump
- ☐ MP-10 Controller Box
- ☐ Air Tank
- ☐ Compressor
- ☐ MP-15 Controller Box
- ☐ Dedicated Bladder Pump
- ☐ Non-dedicated BP
- ☐ —

Time (5 minute int.)	pH (S.U.)	Sp. Cond. (uS/cm)^{oC}	Turbidity (NTU)	Dissolved Oxygen (mg/L)	Temp. (°C)	ORP (mV)	DTW (feet)	Flow Rate (mL/min)
Stabilization	+/- 0.1	+/- 3%	if >10, +/- 10%	+/- 10%	+/- 1°C	+/- 10 mV	<0.3 feet	<500
1240								

Purge Cycle (End): — @ — psi Flow Rate (ml/min End): —

Purge volume (gallons) prior to stabilization monitoring (3/8" I.D. Tube: Vol=Depth to Pump x 0.006 gal/ft): —

Total Purge Volume (Gallons): — Purge Water Management: —

Purge Observations (color, odor, turbidity, sheen): Clear gray taken From MW-22

Sample Time: 1240 Field Filtered (0.45um): ~~☒ Yes~~ ☒ No

Sample Parameters/Analyte(s): ☐ Petro (DRO) ☐ CCR Appendix III ☐ CCR Appendix IV

☐ Closed 5-year NPDES (Diss [Ba, Bo, Fe, Mn], SO4, TDS, TSS) ☐ Phase A&B NPDES (Diss [Al, Sb, As, Ba, Be, Bo, Cd, Cu, Fe, Pb, Mn, Hg, Ni, Se, Tl],Cl, Cr Tot, NO2+NO3 N, SO4, NH3-N Tot, TDS, TSS)

☐ Variance (Diss [Be, Cd, Cr, Pb, Ni]) ☐ LVWSP IV Detects (As, Ba, Be, Cd, Cr, Co, Pb, Mo, Tl, Rad 226-228) ☒ Phase A IV Detects (As, Ba, Pb, Li, Se, Rad 226-228) ☐ Cd, Cr, Co, Phase B IV Detects (As, Ba, Be, Cd, Cr, Co, Pb, Li, Mo, Se, Tl, Rad 226-228)

Other Observations / Equipment Operation Problems:

Sampler Signature: Date: 11/03/21

QA/QC Signature: Date: 11/9/21

Sample ID: 110321FDField Duplicate

eurofins | Environment Testing America

ANALYTICAL REPORT

Eurofins North Central, Canton
4101 Shuffel Street NW
North Canton, OH 44720
Tel: (330)497-9396

Laboratory Job ID: 240-159519-2
Laboratory Sample Delivery Group: Phase A CCR
Client Project/Site: Mount Storm Power Station
Revision: 2

For:
Dominion Energy Services, Inc.
5000 Dominion Blvd
Glen Allen, Virginia 23060

Attn: Kelly Hicks

Roxanne Cisneros

Authorized for release by:
1/4/2022 12:56:55 PM

Roxanne Cisneros, Senior Project Manager
(615)301-5761
roxanne.cisneros@Eurofinset.com

LINKS

Review your project results through TotalAccess

Have a Question? Ask The Expert

Visit us at:
www.eurofinsus.com/Env

This report has been electronically signed and authorized by the signatory. Electronic signature is intended to be the legally binding equivalent of a traditionally handwritten signature.

Results relate only to the items tested and the sample(s) as received by the laboratory.

Table of Contents

Cover Page 1
Table of Contents 2
Definitions/Glossary 3
Case Narrative 4
Method Summary 5
Sample Summary 6
Detection Summary 7
Client Sample Results 10
Tracer Carrier Summary 24
QC Sample Results 25
QC Association Summary 34
Lab Chronicle 37
Certification Summary 41
Chain of Custody 42
Receipt Checklists 76

Qualifiers

Metals

Qualifier	Qualifier Description
^+	Continuing Calibration Verification (CCV) is outside acceptance limits, high biased.
4	MS, MSD: The analyte present in the original sample is greater than 4 times the matrix spike concentration; therefore, control limits are not applicable.
F1	MS and/or MSD recovery exceeds control limits.
J	Result is less than the RL but greater than or equal to the MDL and the concentration is an approximate value.

General Chemistry

Qualifier	Qualifier Description
H	Sample was prepped or analyzed beyond the specified holding time
J	Result is less than the RL but greater than or equal to the MDL and the concentration is an approximate value.

Rad

Qualifier	Qualifier Description
G	The Sample MDC is greater than the requested RL.
U	Result is less than the sample detection limit.

Glossary

Abbreviation	These commonly used abbreviations may or may not be present in this report.
¤	Listed under the "D" column to designate that the result is reported on a dry weight basis
%R	Percent Recovery
CFL	Contains Free Liquid
CFU	Colony Forming Unit
CNF	Contains No Free Liquid
DER	Duplicate Error Ratio (normalized absolute difference)
Dil Fac	Dilution Factor
DL	Detection Limit (DoD/DOE)
DL, RA, RE, IN	Indicates a Dilution, Re-analysis, Re-extraction, or additional Initial metals/anion analysis of the sample
DLC	Decision Level Concentration (Radiochemistry)
EDL	Estimated Detection Limit (Dioxin)
LOD	Limit of Detection (DoD/DOE)
LOQ	Limit of Quantitation (DoD/DOE)
MCL	EPA recommended "Maximum Contaminant Level"
MDA	Minimum Detectable Activity (Radiochemistry)
MDC	Minimum Detectable Concentration (Radiochemistry)
MDL	Method Detection Limit
ML	Minimum Level (Dioxin)
MPN	Most Probable Number
MQL	Method Quantitation Limit
NC	Not Calculated
ND	Not Detected at the reporting limit (or MDL or EDL if shown)
NEG	Negative / Absent
POS	Positive / Present
PQL	Practical Quantitation Limit
PRES	Presumptive
QC	Quality Control
RER	Relative Error Ratio (Radiochemistry)
RL	Reporting Limit or Requested Limit (Radiochemistry)
RPD	Relative Percent Difference, a measure of the relative difference between two points
TEF	Toxicity Equivalent Factor (Dioxin)
TEQ	Toxicity Equivalent Quotient (Dioxin)
TNTC	Too Numerous To Count

Job ID: 240-159519-2

Laboratory: Eurofins North Central, Canton

Narrative

Job Narrative
240-159519-2

Revised Report 1/04/2022 to correct total radium results (negative values should be treated as zero in the summation).
110321NMW-22 (240-159545-1), 110321NMW-5 (240-159545-3), and 110321NMW-8 (240-159545-4).

Revised Report 12/28/2021 to remove Antimony.

Comments
The analysis SW846 Method 9315, Radium-226, the analysis SW846 Method 9320, Radium-228 (GFPC), and the analysis TAL-STL Method Ra226_RA228, Combined Radium 226 and Radium 228 were performed at the Eurofins TestAmerica St. Louis Laboratory.

The analysis SM 2540C, total dissolved solids was performed at the Eurofins TestAmerica Pittsburgh Laboratory.

Receipt
The samples were received on 11/6/2021 10:00 AM. Unless otherwise noted below, the samples arrived in good condition, and where required, properly preserved and on ice. The temperatures of the 46 coolers at receipt time were 0.4º C, 0.4º C, 0.4º C, 0.6º C, 0.6º C, 0.6º C, 0.9º C, 0.9º C, 0.9º C, 1.0º C, 1.0º C, 1.0º C, 1.0º C, 1.4º C, 1.4º C, 1.4º C, 1.5º C, 1.5º C, 1.5º C, 1.5º C, 1.5º C, 1.5º C, 1.8º C, 1.8º C, 1.8º C, 2.1º C, 2.1º C, 2.1º C, 2.4º C, 2.4º C, 2.4º C, 2.4º C, 2.4º C, 2.4º C, 2.4º C, 2.4º C, 2.4º C, 3.3º C, 3.3º C, 3.3º C, 4.3º C, 4.3º C, 4.3º C, 5.1º C, 5.1º C and 5.1º C.

RAD
Methods 9315, RA-06-RC: Radium 226 batch 536024: Any minimum detectable concentration (MDC), critical value (DLC), or Safe Drinking Water Act detection limit (SDWA DL) is sample-specific unless otherwise stated elsewhere in this narrative. Radiochemistry sample results are reported with the count date/time applied as the Activity Reference Date. 110221NMWFGDW6 (240-159535-1), 110321NMW-22 (240-159545-1), 110321NMW-22 (240-159545-1[MS]), 110321NMW-22 (240-159545-1[MSD]), 110321NMWFGDW2 (240-159545-2), 110321NMW-5 (240-159545-3), 110321NMW-8 (240-159545-4), 110321NMW-10 (240-159545-5), 110321FBFieldBlank (240-159545-6), 110321FDDuplicate (240-159545-7), (LCS 160-536024/1-A) and (MB 160-536024/24-A)

Method 9320: Radium 228 batch 536040: The detection goal was not met. Sample was prepped at a reduced volume due to the presence of matrix interferences: 110321NMW-10 (240-159545-5). Analytical results are reported with the detection limit achieved.

Methods 9320, RA-06-RC: Radium 228 batch 536040: Any minimum detectable concentration (MDC), critical value (DLC), or Safe Drinking Water Act detection limit (SDWA DL) is sample-specific unless otherwise stated elsewhere in this narrative. Radiochemistry sample results are reported with the count date/time applied as the Activity Reference Date. 110221NMWFGDW6 (240-159535-1), 110321NMW-22 (240-159545-1), 110321NMW-22 (240-159545-1[MS]), 110321NMW-22 (240-159545-1[MSD]), 110321NMWFGDW2 (240-159545-2), 110321NMW-5 (240-159545-3), 110321NMW-8 (240-159545-4), 110321NMW-10 (240-159545-5), 110321FBFieldBlank (240-159545-6), 110321FDDuplicate (240-159545-7), (LCS 160-536040/1-A) and (MB 160-536040/24-A)

No additional analytical or quality issues were noted, other than those described above or in the Definitions/Glossary page.

Metals
Methods 6010D: The continuing calibration verification (CCV) associated with batch 240-512646 recovered above the upper control limit for boron. The samples associated with this CCV were below the reporting limit for the affected analytes; therefore, the data have been reported. The associated samples are impacted: 110321NMW-22 (240-159545-1), 110321NMWFGDW2 (240-159545-2), 110321NMW-5 (240-159545-3), 110321NMW-8 (240-159545-4), 110321NMW-10 (240-159545-5), 110321FBFieldBlank (240-159545-6) and 110321FDDuplicate (240-159545-7).

No additional analytical or quality issues were noted, other than those described above or in the Definitions/Glossary page.

General Chemistry
Method SM 2540C: The following sample(s) was received with less than 2 days remaining on the holding time. As such, the laboratory had insufficient time remaining to perform the analysis within holding time: 110221NMWFGDW6 (240-159529-6).

No additional analytical or quality issues were noted, other than those described above or in the Definitions/Glossary page.

Method Summary

Client: Dominion Energy Services, Inc.
Project/Site: Mount Storm Power Station

Job ID: 240-159519-2
SDG: Phase A CCR

Method	Method Description	Protocol	Laboratory
6010D	Metals (ICP)	SW846	TAL CAN
6020B	Metals (ICP/MS)	SW846	TAL CAN
9056A	Anions, Ion Chromatography	SW846	TAL CAN
SM 2540C	Solids, Total Dissolved (TDS)	SM	TAL PIT
9315	Radium-226 (GFPC)	SW846	TAL SL
9320	Radium-228 (GFPC)	SW846	TAL SL
Ra226_Ra228 Pos	Combined Radium-226 and Radium-228	TAL-STL	TAL SL
3005A	Preparation, Total Recoverable or Dissolved Metals	SW846	TAL CAN
PrecSep_0	Preparation, Precipitate Separation	None	TAL SL
PrecSep-21	Preparation, Precipitate Separation (21-Day In-Growth)	None	TAL SL

Protocol References:

None = None

SM = "Standard Methods For The Examination Of Water And Wastewater"

SW846 = "Test Methods For Evaluating Solid Waste, Physical/Chemical Methods", Third Edition, November 1986 And Its Updates.

TAL-STL = TestAmerica Laboratories, St. Louis, Facility Standard Operating Procedure.

Laboratory References:

TAL CAN = Eurofins North Central, Canton, 4101 Shuffel Street NW, North Canton, OH 44720, TEL (330)497-9396

TAL PIT = Eurofins Northeast, Pittsburgh, 301 Alpha Drive, RIDC Park, Pittsburgh, PA 15238, TEL (412)963-7058

TAL SL = Eurofins TestAmerica, St. Louis, 13715 Rider Trail North, Earth City, MO 63045, TEL (314)298-8566

Sample Summary

Client: Dominion Energy Services, Inc.
Project/Site: Mount Storm Power Station

Job ID: 240-159519-2
SDG: Phase A CCR

Lab Sample ID	Client Sample ID	Matrix	Collected	Received
240-159519-1	110321NMW-22	Water	11/03/21 10:50	11/06/21 10:00
240-159519-2	110321NMWFGDW2	Water	11/03/21 14:00	11/06/21 10:00
240-159519-3	110321NMW-5	Water	11/03/21 12:20	11/06/21 10:00
240-159519-5	110321NMW-8	Water	11/03/21 10:20	11/06/21 10:00
240-159519-6	110321NMW-10	Water	11/03/21 14:15	11/06/21 10:00
240-159529-6	110221NMWFGDW6	Water	11/02/21 11:15	11/06/21 10:00
240-159535-1	110221NMWFGDW6	Water	11/02/21 11:15	11/06/21 10:00
240-159545-1	110321NMW-22	Water	11/03/21 10:50	11/06/21 10:00
240-159545-2	110321NMWFGDW2	Water	11/03/21 14:00	11/06/21 10:00
240-159545-3	110321NMW-5	Water	11/03/21 12:20	11/06/21 10:00
240-159545-4	110321NMW-8	Water	11/03/21 10:20	11/06/21 10:00
240-159545-5	110321NMW-10	Water	11/03/21 14:15	11/06/21 10:00
240-159545-6	110321FBFieldBlank	Water	11/03/21 14:10	11/06/21 10:00
240-159545-7	110321FDDuplicate	Water	11/03/21 12:40	11/06/21 10:00

Detection Summary

Client: Dominion Energy Services, Inc.
Project/Site: Mount Storm Power Station

Job ID: 240-159519-2
SDG: Phase A CCR

Client Sample ID: 110321NMW-22 — Lab Sample ID: 240-159519-1

Analyte	Result	Qualifier	RL	MDL	Unit	Dil Fac	D	Method	Prep Type
Total Dissolved Solids	340		10	10	mg/L	1		SM 2540C	Total/NA

Client Sample ID: 110321NMWFGDW2 — Lab Sample ID: 240-159519-2

Analyte	Result	Qualifier	RL	MDL	Unit	Dil Fac	D	Method	Prep Type
Total Dissolved Solids	200		10	10	mg/L	1		SM 2540C	Total/NA

Client Sample ID: 110321NMW-5 — Lab Sample ID: 240-159519-3

Analyte	Result	Qualifier	RL	MDL	Unit	Dil Fac	D	Method	Prep Type
Total Dissolved Solids	120		10	10	mg/L	1		SM 2540C	Total/NA

Client Sample ID: 110321NMW-8 — Lab Sample ID: 240-159519-5

Analyte	Result	Qualifier	RL	MDL	Unit	Dil Fac	D	Method	Prep Type
Total Dissolved Solids	120		10	10	mg/L	1		SM 2540C	Total/NA

Client Sample ID: 110321NMW-10 — Lab Sample ID: 240-159519-6

Analyte	Result	Qualifier	RL	MDL	Unit	Dil Fac	D	Method	Prep Type
Total Dissolved Solids	36		10	10	mg/L	1		SM 2540C	Total/NA

Client Sample ID: 110221NMWFGDW6 — Lab Sample ID: 240-159529-6

Analyte	Result	Qualifier	RL	MDL	Unit	Dil Fac	D	Method	Prep Type
Total Dissolved Solids	95	H	10	10	mg/L	1		SM 2540C	Total/NA

Client Sample ID: 110221NMWFGDW6 — Lab Sample ID: 240-159535-1

Analyte	Result	Qualifier	RL	MDL	Unit	Dil Fac	D	Method	Prep Type
Boron	85	J	100	57	ug/L	1		6010D	Total Recoverable
Barium	89		5.0	2.2	ug/L	1		6020B	Total Recoverable
Calcium	18000		1000	580	ug/L	1		6020B	Total Recoverable
Cobalt	0.27	J	1.0	0.19	ug/L	1		6020B	Total Recoverable
Lithium	1.9	J	8.0	1.7	ug/L	1		6020B	Total Recoverable
Chloride	3.3		1.0	0.28	mg/L	1		9056A	Total/NA
Fluoride	0.055		0.050	0.024	mg/L	1		9056A	Total/NA
Sulfate	7.5		1.0	0.35	mg/L	1		9056A	Total/NA

Client Sample ID: 110321NMW-22 — Lab Sample ID: 240-159545-1

Analyte	Result	Qualifier	RL	MDL	Unit	Dil Fac	D	Method	Prep Type
Boron	61	J ^+	100	57	ug/L	1		6010D	Total Recoverable
Barium	330		5.0	2.2	ug/L	1		6020B	Total Recoverable
Calcium	110000		1000	580	ug/L	1		6020B	Total Recoverable
Cobalt	0.27	J	1.0	0.19	ug/L	1		6020B	Total Recoverable
Lithium	9.0		8.0	1.7	ug/L	1		6020B	Total Recoverable

This Detection Summary does not include radiochemical test results.

Detection Summary

Client: Dominion Energy Services, Inc.
Project/Site: Mount Storm Power Station

Job ID: 240-159519-2
SDG: Phase A CCR

Client Sample ID: 110321NMW-22 (Continued) — Lab Sample ID: 240-159545-1

Analyte	Result	Qualifier	RL	MDL	Unit	Dil Fac	D	Method	Prep Type
Thallium	0.71	J	1.0	0.20	ug/L	1		6020B	Total Recoverable
Chloride	0.59	J	1.0	0.28	mg/L	1		9056A	Total/NA
Fluoride	0.030	J	0.050	0.024	mg/L	1		9056A	Total/NA
Sulfate	25		1.0	0.35	mg/L	1		9056A	Total/NA

Client Sample ID: 110321NMWFGDW2 — Lab Sample ID: 240-159545-2

Analyte	Result	Qualifier	RL	MDL	Unit	Dil Fac	D	Method	Prep Type
Barium	250		5.0	2.2	ug/L	1		6020B	Total Recoverable
Calcium	53000		1000	580	ug/L	1		6020B	Total Recoverable
Lithium	7.8	J	8.0	1.7	ug/L	1		6020B	Total Recoverable
Chloride	0.64	J	1.0	0.28	mg/L	1		9056A	Total/NA
Fluoride	0.063		0.050	0.024	mg/L	1		9056A	Total/NA
Sulfate	36		1.0	0.35	mg/L	1		9056A	Total/NA

Client Sample ID: 110321NMW-5 — Lab Sample ID: 240-159545-3

Analyte	Result	Qualifier	RL	MDL	Unit	Dil Fac	D	Method	Prep Type
Boron	62	J ^+	100	57	ug/L	1		6010D	Total Recoverable
Barium	140		5.0	2.2	ug/L	1		6020B	Total Recoverable
Calcium	39000		1000	580	ug/L	1		6020B	Total Recoverable
Lithium	7.9	J	8.0	1.7	ug/L	1		6020B	Total Recoverable
Chloride	1.1		1.0	0.28	mg/L	1		9056A	Total/NA
Fluoride	0.038	J	0.050	0.024	mg/L	1		9056A	Total/NA
Sulfate	11		1.0	0.35	mg/L	1		9056A	Total/NA

Client Sample ID: 110321NMW-8 — Lab Sample ID: 240-159545-4

Analyte	Result	Qualifier	RL	MDL	Unit	Dil Fac	D	Method	Prep Type
Boron	65	J ^+	100	57	ug/L	1		6010D	Total Recoverable
Barium	25		5.0	2.2	ug/L	1		6020B	Total Recoverable
Calcium	9200		1000	580	ug/L	1		6020B	Total Recoverable
Lithium	2.7	J	8.0	1.7	ug/L	1		6020B	Total Recoverable
Chloride	38		1.0	0.28	mg/L	1		9056A	Total/NA
Fluoride	0.030	J	0.050	0.024	mg/L	1		9056A	Total/NA
Sulfate	15		1.0	0.35	mg/L	1		9056A	Total/NA

Client Sample ID: 110321NMW-10 — Lab Sample ID: 240-159545-5

Analyte	Result	Qualifier	RL	MDL	Unit	Dil Fac	D	Method	Prep Type
Boron	59	J ^+	100	57	ug/L	1		6010D	Total Recoverable
Barium	140		5.0	2.2	ug/L	1		6020B	Total Recoverable

This Detection Summary does not include radiochemical test results.

Client Sample ID: 110321NMW-10 (Continued) — Lab Sample ID: 240-159545-5

Analyte	Result	Qualifier	RL	MDL	Unit	Dil Fac	D	Method	Prep Type
Cadmium	0.32	J	1.0	0.20	ug/L	1		6020B	Total Recoverable
Calcium	4000		1000	580	ug/L	1		6020B	Total Recoverable
Cobalt	3.8		1.0	0.19	ug/L	1		6020B	Total Recoverable
Chloride	0.52	J	1.0	0.28	mg/L	1		9056A	Total/NA
Fluoride	0.032	J	0.050	0.024	mg/L	1		9056A	Total/NA
Sulfate	7.9		1.0	0.35	mg/L	1		9056A	Total/NA

Client Sample ID: 110321FBFieldBlank — Lab Sample ID: 240-159545-6

No Detections.

Client Sample ID: 110321FDDuplicate — Lab Sample ID: 240-159545-7

Analyte	Result	Qualifier	RL	MDL	Unit	Dil Fac	D	Method	Prep Type
Boron	60	J ^+	100	57	ug/L	1		6010D	Total Recoverable
Barium	320		5.0	2.2	ug/L	1		6020B	Total Recoverable
Calcium	100000		1000	580	ug/L	1		6020B	Total Recoverable
Lithium	8.4		8.0	1.7	ug/L	1		6020B	Total Recoverable
Chloride	0.63	J	1.0	0.28	mg/L	1		9056A	Total/NA
Fluoride	0.033	J	0.050	0.024	mg/L	1		9056A	Total/NA
Sulfate	25		1.0	0.35	mg/L	1		9056A	Total/NA

This Detection Summary does not include radiochemical test results.

Client Sample Results

Client: Dominion Energy Services, Inc.
Project/Site: Mount Storm Power Station

Job ID: 240-159519-2
SDG: Phase A CCR

Client Sample ID: 110321NMW-22
Date Collected: 11/03/21 10:50
Date Received: 11/06/21 10:00

Lab Sample ID: 240-159519-1
Matrix: Water

General Chemistry

Analyte	Result	Qualifier	RL	MDL	Unit	D	Prepared	Analyzed	Dil Fac
Total Dissolved Solids	340		10	10	mg/L			11/10/21 14:59	1

Client Sample Results

Client: Dominion Energy Services, Inc.
Project/Site: Mount Storm Power Station

Job ID: 240-159519-2
SDG: Phase A CCR

Client Sample ID: 110321NMWFGDW2
Date Collected: 11/03/21 14:00
Date Received: 11/06/21 10:00

Lab Sample ID: 240-159519-2
Matrix: Water

General Chemistry

Analyte	Result	Qualifier	RL	MDL	Unit	D	Prepared	Analyzed	Dil Fac
Total Dissolved Solids	200		10	10	mg/L			11/10/21 15:17	1

Client Sample Results

Client: Dominion Energy Services, Inc.
Project/Site: Mount Storm Power Station

Job ID: 240-159519-2
SDG: Phase A CCR

Client Sample ID: 110321NMW-5
Date Collected: 11/03/21 12:20
Date Received: 11/06/21 10:00

Lab Sample ID: 240-159519-3
Matrix: Water

General Chemistry

Analyte	Result	Qualifier	RL	MDL	Unit	D	Prepared	Analyzed	Dil Fac
Total Dissolved Solids	120		10	10	mg/L			11/10/21 15:17	1

Client Sample Results

Client: Dominion Energy Services, Inc.
Project/Site: Mount Storm Power Station

Job ID: 240-159519-2
SDG: Phase A CCR

Client Sample ID: 110321NMW-8
Date Collected: 11/03/21 10:20
Date Received: 11/06/21 10:00

Lab Sample ID: 240-159519-5
Matrix: Water

General Chemistry

Analyte	Result	Qualifier	RL	MDL	Unit	D	Prepared	Analyzed	Dil Fac
Total Dissolved Solids	120		10	10	mg/L			11/10/21 15:17	1

Client Sample Results

Client: Dominion Energy Services, Inc.
Project/Site: Mount Storm Power Station

Job ID: 240-159519-2
SDG: Phase A CCR

Client Sample ID: 110321NMW-10
Date Collected: 11/03/21 14:15
Date Received: 11/06/21 10:00

Lab Sample ID: 240-159519-6
Matrix: Water

General Chemistry

Analyte	Result	Qualifier	RL	MDL	Unit	D	Prepared	Analyzed	Dil Fac
Total Dissolved Solids	36		10	10	mg/L			11/10/21 15:17	1

Client Sample Results

Client: Dominion Energy Services, Inc.
Project/Site: Mount Storm Power Station

Job ID: 240-159519-2
SDG: Phase A CCR

Client Sample ID: 110221NMWFGDW6
Date Collected: 11/02/21 11:15
Date Received: 11/06/21 10:00

Lab Sample ID: 240-159529-6
Matrix: Water

General Chemistry

Analyte	Result	Qualifier	RL	MDL	Unit	D	Prepared	Analyzed	Dil Fac
Total Dissolved Solids	95	H	10	10	mg/L			11/10/21 14:59	1

Client Sample ID: 110221NMWFGDW6

Date Collected: 11/02/21 11:15
Date Received: 11/06/21 10:00

Lab Sample ID: 240-159535-1

Matrix: Water

Method: 6010D - Metals (ICP) - Total Recoverable

Analyte	Result	Qualifier	RL	MDL	Unit	D	Prepared	Analyzed	Dil Fac
Boron	**85**	**J**	100	57	ug/L		11/08/21 14:00	11/09/21 18:13	1

Method: 6020B - Metals (ICP/MS) - Total Recoverable

Analyte	Result	Qualifier	RL	MDL	Unit	D	Prepared	Analyzed	Dil Fac
Arsenic	<0.75		5.0	0.75	ug/L		11/08/21 14:00	11/09/21 13:59	1
Barium	**89**		5.0	2.2	ug/L		11/08/21 14:00	11/09/21 13:59	1
Beryllium	<0.62		1.0	0.62	ug/L		11/08/21 14:00	11/09/21 13:59	1
Cadmium	<0.20		1.0	0.20	ug/L		11/08/21 14:00	11/09/21 13:59	1
Calcium	**18000**		1000	580	ug/L		11/08/21 14:00	11/09/21 13:59	1
Chromium	<2.5		5.0	2.5	ug/L		11/08/21 14:00	11/09/21 13:59	1
Cobalt	**0.27**	**J**	1.0	0.19	ug/L		11/08/21 14:00	11/09/21 13:59	1
Lead	<0.45		1.0	0.45	ug/L		11/08/21 14:00	11/09/21 13:59	1
Lithium	**1.9**	**J**	8.0	1.7	ug/L		11/08/21 14:00	11/09/21 13:59	1
Selenium	<0.89		5.0	0.89	ug/L		11/08/21 14:00	11/09/21 13:59	1
Thallium	<0.20		1.0	0.20	ug/L		11/08/21 14:00	11/09/21 13:59	1

General Chemistry

Analyte	Result	Qualifier	RL	MDL	Unit	D	Prepared	Analyzed	Dil Fac
Chloride	**3.3**		1.0	0.28	mg/L			11/24/21 09:07	1
Fluoride	**0.055**		0.050	0.024	mg/L			11/24/21 09:07	1
Sulfate	**7.5**		1.0	0.35	mg/L			11/24/21 09:07	1

Method: 9315 - Radium-226 (GFPC)

Analyte	Result	Qualifier	Count Uncert. (2σ+/-)	Total Uncert. (2σ+/-)	RL	MDC	Unit	Prepared	Analyzed	Dil Fac
Radium-226	0.131	U	0.225	0.226	1.00	0.392	pCi/L	11/11/21 08:56	12/03/21 17:44	1

Carrier	*%Yield*	*Qualifier*	*Limits*	*Prepared*	*Analyzed*	*Dil Fac*
Ba Carrier	*71.4*		*40 - 110*	*11/11/21 08:56*	*12/03/21 17:44*	*1*

Method: 9320 - Radium-228 (GFPC)

Analyte	Result	Qualifier	Count Uncert. (2σ+/-)	Total Uncert. (2σ+/-)	RL	MDC	Unit	Prepared	Analyzed	Dil Fac
Radium-228	**1.09**		0.598	0.606	1.00	0.890	pCi/L	11/11/21 10:31	12/01/21 18:08	1

Carrier	*%Yield*	*Qualifier*	*Limits*	*Prepared*	*Analyzed*	*Dil Fac*
Ba Carrier	*71.4*		*40 - 110*	*11/11/21 10:31*	*12/01/21 18:08*	*1*
Y Carrier	*79.3*		*40 - 110*	*11/11/21 10:31*	*12/01/21 18:08*	*1*

Method: Ra226_Ra228 Pos - Combined Radium-226 and Radium-228

Analyte	Result	Qualifier	Count Uncert. (2σ+/-)	Total Uncert. (2σ+/-)	RL	MDC	Unit	Prepared	Analyzed	Dil Fac
Radium 226 and 228	**1.22**		0.639	0.647	5.00	0.890	pCi/L		12/08/21 22:09	1

Client Sample ID: 110321NMW-22

Date Collected: 11/03/21 10:50
Date Received: 11/06/21 10:00

Lab Sample ID: 240-159545-1

Matrix: Water

Method: 6010D - Metals (ICP) - Total Recoverable

Analyte	Result	Qualifier	RL	MDL	Unit	D	Prepared	Analyzed	Dil Fac
Boron	**61**	**J ^+**	100	57	ug/L		11/09/21 14:00	11/11/21 18:49	1

Method: 6020B - Metals (ICP/MS) - Total Recoverable

Analyte	Result	Qualifier	RL	MDL	Unit	D	Prepared	Analyzed	Dil Fac
Arsenic	<0.75		5.0	0.75	ug/L		11/09/21 14:00	11/10/21 23:12	1
Barium	**330**		5.0	2.2	ug/L		11/09/21 14:00	11/10/21 23:12	1
Beryllium	<0.62		1.0	0.62	ug/L		11/09/21 14:00	11/10/21 23:12	1
Cadmium	<0.20		1.0	0.20	ug/L		11/09/21 14:00	11/10/21 23:12	1
Calcium	**110000**		1000	580	ug/L		11/09/21 14:00	11/10/21 23:12	1
Chromium	<2.5		5.0	2.5	ug/L		11/09/21 14:00	11/10/21 23:12	1
Cobalt	**0.27**	**J**	1.0	0.19	ug/L		11/09/21 14:00	11/10/21 23:12	1
Lead	<0.45		1.0	0.45	ug/L		11/09/21 14:00	11/10/21 23:12	1
Lithium	**9.0**		8.0	1.7	ug/L		11/09/21 14:00	11/10/21 23:12	1
Selenium	<0.89		5.0	0.89	ug/L		11/09/21 14:00	11/10/21 23:12	1
Thallium	**0.71**	**J**	1.0	0.20	ug/L		11/09/21 14:00	11/10/21 23:12	1

General Chemistry

Analyte	Result	Qualifier	RL	MDL	Unit	D	Prepared	Analyzed	Dil Fac
Chloride	**0.59**	**J**	1.0	0.28	mg/L			11/27/21 14:31	1
Fluoride	**0.030**	**J**	0.050	0.024	mg/L			11/27/21 14:31	1
Sulfate	**25**		1.0	0.35	mg/L			11/27/21 14:31	1

Method: 9315 - Radium-226 (GFPC)

Analyte	Result	Qualifier	Count Uncert. (2σ+/-)	Total Uncert. (2σ+/-)	RL	MDC	Unit	Prepared	Analyzed	Dil Fac
Radium-226	-0.00753	U	0.148	0.148	1.00	0.303	pCi/L	11/11/21 08:56	12/03/21 17:45	1

Carrier	*%Yield*	*Qualifier*	*Limits*	*Prepared*	*Analyzed*	*Dil Fac*
Ba Carrier	*83.5*		*40 - 110*	*11/11/21 08:56*	*12/03/21 17:45*	*1*

Method: 9320 - Radium-228 (GFPC)

Analyte	Result	Qualifier	Count Uncert. (2σ+/-)	Total Uncert. (2σ+/-)	RL	MDC	Unit	Prepared	Analyzed	Dil Fac
Radium-228	0.164	U	0.500	0.500	1.00	0.867	pCi/L	11/11/21 10:31	12/01/21 18:14	1

Carrier	*%Yield*	*Qualifier*	*Limits*	*Prepared*	*Analyzed*	*Dil Fac*
Ba Carrier	*83.5*		*40 - 110*	*11/11/21 10:31*	*12/01/21 18:14*	*1*
Y Carrier	*75.5*		*40 - 110*	*11/11/21 10:31*	*12/01/21 18:14*	*1*

Method: Ra226_Ra228 Pos - Combined Radium-226 and Radium-228

Analyte	Result	Qualifier	Count Uncert. (2σ+/-)	Total Uncert. (2σ+/-)	RL	MDC	Unit	Prepared	Analyzed	Dil Fac
Radium 226 and 228	0.164	U	0.521	0.521	5.00	0.867	pCi/L		01/04/22 11:40	1

Client Sample ID: 110321NMWFGDW2

Date Collected: 11/03/21 14:00
Date Received: 11/06/21 10:00

Lab Sample ID: 240-159545-2

Matrix: Water

Method: 6010D - Metals (ICP) - Total Recoverable

Analyte	Result	Qualifier	RL	MDL	Unit	D	Prepared	Analyzed	Dil Fac
Boron	<57	^+	100	57	ug/L		11/09/21 14:00	11/11/21 20:18	1

Method: 6020B - Metals (ICP/MS) - Total Recoverable

Analyte	Result	Qualifier	RL	MDL	Unit	D	Prepared	Analyzed	Dil Fac
Arsenic	<0.75		5.0	0.75	ug/L		11/09/21 14:00	11/10/21 23:59	1
Barium	**250**		5.0	2.2	ug/L		11/09/21 14:00	11/10/21 23:59	1
Beryllium	<0.62		1.0	0.62	ug/L		11/09/21 14:00	11/10/21 23:59	1
Cadmium	<0.20		1.0	0.20	ug/L		11/09/21 14:00	11/10/21 23:59	1
Calcium	**53000**		1000	580	ug/L		11/09/21 14:00	11/10/21 23:59	1
Chromium	<2.5		5.0	2.5	ug/L		11/09/21 14:00	11/10/21 23:59	1
Cobalt	<0.19		1.0	0.19	ug/L		11/09/21 14:00	11/10/21 23:59	1
Lead	<0.45		1.0	0.45	ug/L		11/09/21 14:00	11/10/21 23:59	1
Lithium	**7.8**	**J**	8.0	1.7	ug/L		11/09/21 14:00	11/10/21 23:59	1
Selenium	<0.89		5.0	0.89	ug/L		11/09/21 14:00	11/10/21 23:59	1
Thallium	<0.20		1.0	0.20	ug/L		11/09/21 14:00	11/10/21 23:59	1

General Chemistry

Analyte	Result	Qualifier	RL	MDL	Unit	D	Prepared	Analyzed	Dil Fac
Chloride	**0.64**	**J**	1.0	0.28	mg/L			11/27/21 15:31	1
Fluoride	**0.063**		0.050	0.024	mg/L			11/27/21 15:31	1
Sulfate	**36**		1.0	0.35	mg/L			11/27/21 15:31	1

Method: 9315 - Radium-226 (GFPC)

Analyte	Result	Qualifier	Count Uncert. (2σ+/-)	Total Uncert. (2σ+/-)	RL	MDC	Unit	Prepared	Analyzed	Dil Fac
Radium-226	0.0515	U	0.207	0.207	1.00	0.383	pCi/L	11/11/21 08:56	12/04/21 11:11	1

Carrier	*%Yield*	*Qualifier*	*Limits*	*Prepared*	*Analyzed*	*Dil Fac*
Ba Carrier	*75.2*		*40 - 110*	*11/11/21 08:56*	*12/04/21 11:11*	*1*

Method: 9320 - Radium-228 (GFPC)

Analyte	Result	Qualifier	Count Uncert. (2σ+/-)	Total Uncert. (2σ+/-)	RL	MDC	Unit	Prepared	Analyzed	Dil Fac
Radium-228	0.441	U	0.550	0.552	1.00	0.912	pCi/L	11/11/21 10:31	12/01/21 18:14	1

Carrier	*%Yield*	*Qualifier*	*Limits*	*Prepared*	*Analyzed*	*Dil Fac*
Ba Carrier	*75.2*		*40 - 110*	*11/11/21 10:31*	*12/01/21 18:14*	*1*
Y Carrier	*77.4*		*40 - 110*	*11/11/21 10:31*	*12/01/21 18:14*	*1*

Method: Ra226_Ra228 Pos - Combined Radium-226 and Radium-228

Analyte	Result	Qualifier	Count Uncert. (2σ+/-)	Total Uncert. (2σ+/-)	RL	MDC	Unit	Prepared	Analyzed	Dil Fac
Radium 226 and 228	0.492	U	0.588	0.590	5.00	0.912	pCi/L		12/08/21 22:09	1

Client Sample ID: 110321NMW-5

Date Collected: 11/03/21 12:20
Date Received: 11/06/21 10:00

Lab Sample ID: 240-159545-3

Matrix: Water

Method: 6010D - Metals (ICP) - Total Recoverable

Analyte	Result	Qualifier	RL	MDL	Unit	D	Prepared	Analyzed	Dil Fac
Boron	**62**	**J ^+**	100	57	ug/L		11/09/21 14:00	11/11/21 20:22	1

Method: 6020B - Metals (ICP/MS) - Total Recoverable

Analyte	Result	Qualifier	RL	MDL	Unit	D	Prepared	Analyzed	Dil Fac
Arsenic	<0.75		5.0	0.75	ug/L		11/09/21 14:00	11/11/21 00:02	1
Barium	**140**		5.0	2.2	ug/L		11/09/21 14:00	11/11/21 00:02	1
Beryllium	<0.62		1.0	0.62	ug/L		11/09/21 14:00	11/11/21 00:02	1
Cadmium	<0.20		1.0	0.20	ug/L		11/09/21 14:00	11/11/21 00:02	1
Calcium	**39000**		1000	580	ug/L		11/09/21 14:00	11/11/21 00:02	1
Chromium	<2.5		5.0	2.5	ug/L		11/09/21 14:00	11/11/21 00:02	1
Cobalt	<0.19		1.0	0.19	ug/L		11/09/21 14:00	11/11/21 00:02	1
Lead	<0.45		1.0	0.45	ug/L		11/09/21 14:00	11/11/21 00:02	1
Lithium	**7.9**	**J**	8.0	1.7	ug/L		11/09/21 14:00	11/11/21 00:02	1
Selenium	<0.89		5.0	0.89	ug/L		11/09/21 14:00	11/11/21 00:02	1
Thallium	<0.20		1.0	0.20	ug/L		11/09/21 14:00	11/11/21 00:02	1

General Chemistry

Analyte	Result	Qualifier	RL	MDL	Unit	D	Prepared	Analyzed	Dil Fac
Chloride	**1.1**		1.0	0.28	mg/L			11/27/21 15:51	1
Fluoride	**0.038**	**J**	0.050	0.024	mg/L			11/27/21 15:51	1
Sulfate	**11**		1.0	0.35	mg/L			11/27/21 15:51	1

Method: 9315 - Radium-226 (GFPC)

Analyte	Result	Qualifier	Count Uncert. (2σ+/-)	Total Uncert. (2σ+/-)	RL	MDC	Unit	Prepared	Analyzed	Dil Fac
Radium-226	0.110	U	0.166	0.167	1.00	0.284	pCi/L	11/11/21 08:56	12/04/21 11:13	1

Carrier	*%Yield*	*Qualifier*	*Limits*	*Prepared*	*Analyzed*	*Dil Fac*
Ba Carrier	*81.5*		*40 - 110*	*11/11/21 08:56*	*12/04/21 11:13*	*1*

Method: 9320 - Radium-228 (GFPC)

Analyte	Result	Qualifier	Count Uncert. (2σ+/-)	Total Uncert. (2σ+/-)	RL	MDC	Unit	Prepared	Analyzed	Dil Fac
Radium-228	-0.123	U	0.433	0.433	1.00	0.805	pCi/L	11/11/21 10:31	12/01/21 18:14	1

Carrier	*%Yield*	*Qualifier*	*Limits*	*Prepared*	*Analyzed*	*Dil Fac*
Ba Carrier	*81.5*		*40 - 110*	*11/11/21 10:31*	*12/01/21 18:14*	*1*
Y Carrier	*76.3*		*40 - 110*	*11/11/21 10:31*	*12/01/21 18:14*	*1*

Method: Ra226_Ra228 Pos - Combined Radium-226 and Radium-228

Analyte	Result	Qualifier	Count Uncert. (2σ+/-)	Total Uncert. (2σ+/-)	RL	MDC	Unit	Prepared	Analyzed	Dil Fac
Radium 226 and 228	0.110	U	0.464	0.464	5.00	0.805	pCi/L		01/04/22 11:40	1

Client Sample ID: 110321NMW-8

Date Collected: 11/03/21 10:20
Date Received: 11/06/21 10:00

Lab Sample ID: 240-159545-4

Matrix: Water

Method: 6010D - Metals (ICP) - Total Recoverable

Analyte	Result	Qualifier	RL	MDL	Unit	D	Prepared	Analyzed	Dil Fac
Boron	**65**	**J ^+**	100	57	ug/L		11/09/21 14:00	11/11/21 20:27	1

Method: 6020B - Metals (ICP/MS) - Total Recoverable

Analyte	Result	Qualifier	RL	MDL	Unit	D	Prepared	Analyzed	Dil Fac
Arsenic	<0.75		5.0	0.75	ug/L		11/09/21 14:00	11/11/21 00:09	1
Barium	**25**		5.0	2.2	ug/L		11/09/21 14:00	11/11/21 00:09	1
Beryllium	<0.62		1.0	0.62	ug/L		11/09/21 14:00	11/11/21 00:09	1
Cadmium	<0.20		1.0	0.20	ug/L		11/09/21 14:00	11/11/21 00:09	1
Calcium	**9200**		1000	580	ug/L		11/09/21 14:00	11/11/21 00:09	1
Chromium	<2.5		5.0	2.5	ug/L		11/09/21 14:00	11/11/21 00:09	1
Cobalt	<0.19		1.0	0.19	ug/L		11/09/21 14:00	11/11/21 00:09	1
Lead	<0.45		1.0	0.45	ug/L		11/09/21 14:00	11/11/21 00:09	1
Lithium	**2.7**	**J**	8.0	1.7	ug/L		11/09/21 14:00	11/11/21 00:09	1
Selenium	<0.89		5.0	0.89	ug/L		11/09/21 14:00	11/11/21 00:09	1
Thallium	<0.20		1.0	0.20	ug/L		11/09/21 14:00	11/11/21 00:09	1

General Chemistry

Analyte	Result	Qualifier	RL	MDL	Unit	D	Prepared	Analyzed	Dil Fac
Chloride	**38**		1.0	0.28	mg/L			11/27/21 16:11	1
Fluoride	**0.030**	**J**	0.050	0.024	mg/L			11/27/21 16:11	1
Sulfate	**15**		1.0	0.35	mg/L			11/27/21 16:11	1

Method: 9315 - Radium-226 (GFPC)

Analyte	Result	Qualifier	Count Uncert. (2σ+/-)	Total Uncert. (2σ+/-)	RL	MDC	Unit	Prepared	Analyzed	Dil Fac
Radium-226	0.217	U	0.162	0.164	1.00	0.230	pCi/L	11/11/21 08:56	12/04/21 11:13	1

Carrier	*%Yield*	*Qualifier*	*Limits*	*Prepared*	*Analyzed*	*Dil Fac*
Ba Carrier	*82.3*		*40 - 110*	*11/11/21 08:56*	*12/04/21 11:13*	*1*

Method: 9320 - Radium-228 (GFPC)

Analyte	Result	Qualifier	Count Uncert. (2σ+/-)	Total Uncert. (2σ+/-)	RL	MDC	Unit	Prepared	Analyzed	Dil Fac
Radium-228	-0.187	U	0.498	0.498	1.00	0.923	pCi/L	11/11/21 10:31	12/01/21 18:15	1

Carrier	*%Yield*	*Qualifier*	*Limits*	*Prepared*	*Analyzed*	*Dil Fac*
Ba Carrier	*82.3*		*40 - 110*	*11/11/21 10:31*	*12/01/21 18:15*	*1*
Y Carrier	*74.0*		*40 - 110*	*11/11/21 10:31*	*12/01/21 18:15*	*1*

Method: Ra226_Ra228 Pos - Combined Radium-226 and Radium-228

Analyte	Result	Qualifier	Count Uncert. (2σ+/-)	Total Uncert. (2σ+/-)	RL	MDC	Unit	Prepared	Analyzed	Dil Fac
Radium 226 and 228	0.217	U	0.524	0.524	5.00	0.923	pCi/L		01/04/22 11:40	1

Client Sample ID: 110321NMW-10

Date Collected: 11/03/21 14:15
Date Received: 11/06/21 10:00

Lab Sample ID: 240-159545-5

Matrix: Water

Method: 6010D - Metals (ICP) - Total Recoverable

Analyte	Result	Qualifier	RL	MDL	Unit	D	Prepared	Analyzed	Dil Fac
Boron	**59**	**J ^+**	100	57	ug/L		11/09/21 14:00	11/11/21 20:31	1

Method: 6020B - Metals (ICP/MS) - Total Recoverable

Analyte	Result	Qualifier	RL	MDL	Unit	D	Prepared	Analyzed	Dil Fac
Arsenic	<0.75		5.0	0.75	ug/L		11/09/21 14:00	11/11/21 00:12	1
Barium	**140**		5.0	2.2	ug/L		11/09/21 14:00	11/11/21 00:12	1
Beryllium	<0.62		1.0	0.62	ug/L		11/09/21 14:00	11/11/21 00:12	1
Cadmium	**0.32**	**J**	1.0	0.20	ug/L		11/09/21 14:00	11/11/21 00:12	1
Calcium	**4000**		1000	580	ug/L		11/09/21 14:00	11/11/21 00:12	1
Chromium	<2.5		5.0	2.5	ug/L		11/09/21 14:00	11/11/21 00:12	1
Cobalt	**3.8**		1.0	0.19	ug/L		11/09/21 14:00	11/11/21 00:12	1
Lead	<0.45		1.0	0.45	ug/L		11/09/21 14:00	11/11/21 00:12	1
Lithium	<1.7		8.0	1.7	ug/L		11/09/21 14:00	11/11/21 00:12	1
Selenium	<0.89		5.0	0.89	ug/L		11/09/21 14:00	11/11/21 00:12	1
Thallium	<0.20		1.0	0.20	ug/L		11/09/21 14:00	11/11/21 00:12	1

General Chemistry

Analyte	Result	Qualifier	RL	MDL	Unit	D	Prepared	Analyzed	Dil Fac
Chloride	**0.52**	**J**	1.0	0.28	mg/L			11/27/21 17:12	1
Fluoride	**0.032**	**J**	0.050	0.024	mg/L			11/27/21 17:12	1
Sulfate	**7.9**		1.0	0.35	mg/L			11/27/21 17:12	1

Method: 9315 - Radium-226 (GFPC)

Analyte	Result	Qualifier	Count Uncert. (2σ+/-)	Total Uncert. (2σ+/-)	RL	MDC	Unit	Prepared	Analyzed	Dil Fac
Radium-226	0.233	U	0.218	0.219	1.00	0.335	pCi/L	11/11/21 08:56	12/04/21 11:14	1

Carrier	*%Yield*	*Qualifier*	*Limits*	*Prepared*	*Analyzed*	*Dil Fac*
Ba Carrier	*58.7*		*40 - 110*	*11/11/21 08:56*	*12/04/21 11:14*	*1*

Method: 9320 - Radium-228 (GFPC)

Analyte	Result	Qualifier	Count Uncert. (2σ+/-)	Total Uncert. (2σ+/-)	RL	MDC	Unit	Prepared	Analyzed	Dil Fac
Radium-228	1.11	U G	0.884	0.890	1.00	1.41	pCi/L	11/11/21 10:31	12/01/21 18:15	1

Carrier	*%Yield*	*Qualifier*	*Limits*	*Prepared*	*Analyzed*	*Dil Fac*
Ba Carrier	*58.7*		*40 - 110*	*11/11/21 10:31*	*12/01/21 18:15*	*1*
Y Carrier	*77.8*		*40 - 110*	*11/11/21 10:31*	*12/01/21 18:15*	*1*

Method: Ra226_Ra228 Pos - Combined Radium-226 and Radium-228

Analyte	Result	Qualifier	Count Uncert. (2σ+/-)	Total Uncert. (2σ+/-)	RL	MDC	Unit	Prepared	Analyzed	Dil Fac
Radium 226 and 228	1.34	U	0.910	0.917	5.00	1.41	pCi/L		12/08/21 22:09	1

Client: Dominion Energy Services, Inc.
Project/Site: Mount Storm Power Station

Job ID: 240-159519-2
SDG: Phase A CCR

Client Sample ID: 110321FBFieldBlank

Date Collected: 11/03/21 14:10
Date Received: 11/06/21 10:00

Lab Sample ID: 240-159545-6

Matrix: Water

Method: 6010D - Metals (ICP) - Total Recoverable

Analyte	Result	Qualifier	RL	MDL	Unit	D	Prepared	Analyzed	Dil Fac
Boron	<57	^+	100	57	ug/L		11/09/21 14:00	11/11/21 20:44	1

Method: 6020B - Metals (ICP/MS) - Total Recoverable

Analyte	Result	Qualifier	RL	MDL	Unit	D	Prepared	Analyzed	Dil Fac
Arsenic	<0.75		5.0	0.75	ug/L		11/09/21 14:00	11/11/21 00:14	1
Barium	<2.2		5.0	2.2	ug/L		11/09/21 14:00	11/11/21 00:14	1
Beryllium	<0.62		1.0	0.62	ug/L		11/09/21 14:00	11/11/21 00:14	1
Cadmium	<0.20		1.0	0.20	ug/L		11/09/21 14:00	11/11/21 00:14	1
Calcium	<580		1000	580	ug/L		11/09/21 14:00	11/11/21 00:14	1
Chromium	<2.5		5.0	2.5	ug/L		11/09/21 14:00	11/11/21 00:14	1
Cobalt	<0.19		1.0	0.19	ug/L		11/09/21 14:00	11/11/21 00:14	1
Lead	<0.45		1.0	0.45	ug/L		11/09/21 14:00	11/11/21 00:14	1
Lithium	<1.7		8.0	1.7	ug/L		11/09/21 14:00	11/11/21 00:14	1
Selenium	<0.89		5.0	0.89	ug/L		11/09/21 14:00	11/11/21 00:14	1
Thallium	<0.20		1.0	0.20	ug/L		11/09/21 14:00	11/11/21 00:14	1

General Chemistry

Analyte	Result	Qualifier	RL	MDL	Unit	D	Prepared	Analyzed	Dil Fac
Chloride	<0.28		1.0	0.28	mg/L			11/27/21 17:32	1
Fluoride	<0.024		0.050	0.024	mg/L			11/27/21 17:32	1
Sulfate	<0.35		1.0	0.35	mg/L			11/27/21 17:32	1

Method: 9315 - Radium-226 (GFPC)

Analyte	Result	Qualifier	Count Uncert. (2σ+/-)	Total Uncert. (2σ+/-)	RL	MDC	Unit	Prepared	Analyzed	Dil Fac
Radium-226	0.0482	U	0.0797	0.0798	1.00	0.139	pCi/L	11/11/21 08:56	12/05/21 20:09	1

Carrier	*%Yield*	*Qualifier*	*Limits*	*Prepared*	*Analyzed*	*Dil Fac*
Ba Carrier	*92.4*		*40 - 110*	*11/11/21 08:56*	*12/05/21 20:09*	*1*

Method: 9320 - Radium-228 (GFPC)

Analyte	Result	Qualifier	Count Uncert. (2σ+/-)	Total Uncert. (2σ+/-)	RL	MDC	Unit	Prepared	Analyzed	Dil Fac
Radium-228	0.426	U	0.457	0.458	1.00	0.748	pCi/L	11/11/21 10:31	12/01/21 18:15	1

Carrier	*%Yield*	*Qualifier*	*Limits*	*Prepared*	*Analyzed*	*Dil Fac*
Ba Carrier	*92.4*		*40 - 110*	*11/11/21 10:31*	*12/01/21 18:15*	*1*
Y Carrier	*72.9*		*40 - 110*	*11/11/21 10:31*	*12/01/21 18:15*	*1*

Method: Ra226_Ra228 Pos - Combined Radium-226 and Radium-228

Analyte	Result	Qualifier	Count Uncert. (2σ+/-)	Total Uncert. (2σ+/-)	RL	MDC	Unit	Prepared	Analyzed	Dil Fac
Radium 226 and 228	0.474	U	0.464	0.465	5.00	0.748	pCi/L		12/08/21 22:09	1

Client Sample ID: 110321FDDuplicate

Date Collected: 11/03/21 12:40
Date Received: 11/06/21 10:00

Lab Sample ID: 240-159545-7

Matrix: Water

Method: 6010D - Metals (ICP) - Total Recoverable

Analyte	Result	Qualifier	RL	MDL	Unit	D	Prepared	Analyzed	Dil Fac
Boron	**60**	**J ^+**	100	57	ug/L		11/09/21 14:00	11/11/21 20:48	1

Method: 6020B - Metals (ICP/MS) - Total Recoverable

Analyte	Result	Qualifier	RL	MDL	Unit	D	Prepared	Analyzed	Dil Fac
Arsenic	<0.75		5.0	0.75	ug/L		11/09/21 14:00	11/11/21 00:17	1
Barium	**320**		5.0	2.2	ug/L		11/09/21 14:00	11/11/21 00:17	1
Beryllium	<0.62		1.0	0.62	ug/L		11/09/21 14:00	11/11/21 00:17	1
Cadmium	<0.20		1.0	0.20	ug/L		11/09/21 14:00	11/11/21 00:17	1
Calcium	**100000**		1000	580	ug/L		11/09/21 14:00	11/11/21 00:17	1
Chromium	<2.5		5.0	2.5	ug/L		11/09/21 14:00	11/11/21 00:17	1
Cobalt	<0.19		1.0	0.19	ug/L		11/09/21 14:00	11/11/21 00:17	1
Lead	<0.45		1.0	0.45	ug/L		11/09/21 14:00	11/11/21 00:17	1
Lithium	**8.4**		8.0	1.7	ug/L		11/09/21 14:00	11/11/21 00:17	1
Selenium	<0.89		5.0	0.89	ug/L		11/09/21 14:00	11/11/21 00:17	1
Thallium	<0.20		1.0	0.20	ug/L		11/09/21 14:00	11/11/21 00:17	1

General Chemistry

Analyte	Result	Qualifier	RL	MDL	Unit	D	Prepared	Analyzed	Dil Fac
Chloride	**0.63**	**J**	1.0	0.28	mg/L			11/27/21 17:52	1
Fluoride	**0.033**	**J**	0.050	0.024	mg/L			11/27/21 17:52	1
Sulfate	**25**		1.0	0.35	mg/L			11/27/21 17:52	1

Method: 9315 - Radium-226 (GFPC)

Analyte	Result	Qualifier	Count Uncert. (2σ+/-)	Total Uncert. (2σ+/-)	RL	MDC	Unit	Prepared	Analyzed	Dil Fac
Radium-226	**0.430**		0.191	0.195	1.00	0.230	pCi/L	11/11/21 08:56	12/05/21 20:09	1

Carrier	*%Yield*	*Qualifier*	*Limits*	*Prepared*	*Analyzed*	*Dil Fac*
Ba Carrier	*86.8*		*40 - 110*	*11/11/21 08:56*	*12/05/21 20:09*	*1*

Method: 9320 - Radium-228 (GFPC)

Analyte	Result	Qualifier	Count Uncert. (2σ+/-)	Total Uncert. (2σ+/-)	RL	MDC	Unit	Prepared	Analyzed	Dil Fac
Radium-228	0.0770	U	0.508	0.508	1.00	0.889	pCi/L	11/11/21 10:31	12/01/21 18:11	1

Carrier	*%Yield*	*Qualifier*	*Limits*	*Prepared*	*Analyzed*	*Dil Fac*
Ba Carrier	*86.8*		*40 - 110*	*11/11/21 10:31*	*12/01/21 18:11*	*1*
Y Carrier	*78.1*		*40 - 110*	*11/11/21 10:31*	*12/01/21 18:11*	*1*

Method: Ra226_Ra228 Pos - Combined Radium-226 and Radium-228

Analyte	Result	Qualifier	Count Uncert. (2σ+/-)	Total Uncert. (2σ+/-)	RL	MDC	Unit	Prepared	Analyzed	Dil Fac
Radium 226 and 228	0.507	U	0.543	0.544	5.00	0.889	pCi/L		12/08/21 22:09	1

Tracer/Carrier Summary

Client: Dominion Energy Services, Inc.
Project/Site: Mount Storm Power Station

Job ID: 240-159519-2
SDG: Phase A CCR

Method: 9315 - Radium-226 (GFPC)

Matrix: Water — **Prep Type: Total/NA**

		Percent Yield (Acceptance Limits)
Lab Sample ID	Client Sample ID	Ba (40-110)
240-159535-1	110221NMWFGDW6	71.4
240-159545-1	110321NMW-22	83.5
240-159545-1 MS	110321NMW-22	80.8
240-159545-1 MSD	110321NMW-22	84.6
240-159545-2	110321NMWFGDW2	75.2
240-159545-3	110321NMW-5	81.5
240-159545-4	110321NMW-8	82.3
240-159545-5	110321NMW-10	58.7
240-159545-6	110321FBFieldBlank	92.4
240-159545-7	110321FDDuplicate	86.8
240-159547-B-1-A MS	Matrix Spike	83.0
240-159547-J-1-A MSD	Matrix Spike Duplicate	88.1
LCS 160-536024/1-A	Lab Control Sample	73.7
MB 160-536024/24-A	Method Blank	88.4

Tracer/Carrier Legend

Ba = Ba Carrier

Method: 9320 - Radium-228 (GFPC)

Matrix: Water — **Prep Type: Total/NA**

		Percent Yield (Acceptance Limits)	
Lab Sample ID	Client Sample ID	Ba (40-110)	Y (40-110)
240-159535-1	110221NMWFGDW6	71.4	79.3
240-159545-1	110321NMW-22	83.5	75.5
240-159545-1 MS	110321NMW-22	80.8	75.5
240-159545-1 MSD	110321NMW-22	84.6	76.6
240-159545-2	110321NMWFGDW2	75.2	77.4
240-159545-3	110321NMW-5	81.5	76.3
240-159545-4	110321NMW-8	82.3	74.0
240-159545-5	110321NMW-10	58.7	77.8
240-159545-6	110321FBFieldBlank	92.4	72.9
240-159545-7	110321FDDuplicate	86.8	78.1
LCS 160-536040/1-A	Lab Control Sample	73.7	77.4
MB 160-536040/24-A	Method Blank	88.4	80.0

Tracer/Carrier Legend

Ba = Ba Carrier
Y = Y Carrier

Method: 6010D - Metals (ICP)

Lab Sample ID: MB 240-511877/1-A
Matrix: Water
Analysis Batch: 512168

Client Sample ID: Method Blank
Prep Type: Total Recoverable
Prep Batch: 511877

Analyte	MB Result	MB Qualifier	RL	MDL	Unit	D	Prepared	Analyzed	Dil Fac
Boron	<57		100	57	ug/L		11/08/21 14:00	11/09/21 16:00	1

Lab Sample ID: LCS 240-511877/2-A
Matrix: Water
Analysis Batch: 512168

Client Sample ID: Lab Control Sample
Prep Type: Total Recoverable
Prep Batch: 511877

Analyte	Spike Added	LCS Result	LCS Qualifier	Unit	D	%Rec	%Rec. Limits
Boron	1000	1030		ug/L		103	80 - 120

Lab Sample ID: MB 240-512112/1-A
Matrix: Water
Analysis Batch: 512735

Client Sample ID: Method Blank
Prep Type: Total Recoverable
Prep Batch: 512112

Analyte	MB Result	MB Qualifier	RL	MDL	Unit	D	Prepared	Analyzed	Dil Fac
Boron	<57		100	57	ug/L		11/09/21 14:00	11/12/21 12:30	1

Lab Sample ID: LCS 240-512112/2-A
Matrix: Water
Analysis Batch: 512735

Client Sample ID: Lab Control Sample
Prep Type: Total Recoverable
Prep Batch: 512112

Analyte	Spike Added	LCS Result	LCS Qualifier	Unit	D	%Rec	%Rec. Limits
Boron	1000	1070		ug/L		107	80 - 120

Lab Sample ID: 240-159545-1 MS
Matrix: Water
Analysis Batch: 512646

Client Sample ID: 110321NMW-22
Prep Type: Total Recoverable
Prep Batch: 512112

Analyte	Sample Result	Sample Qualifier	Spike Added	MS Result	MS Qualifier	Unit	D	%Rec	%Rec. Limits
Boron	61	J ^+	1000	1250	^+	ug/L		119	75 - 125

Lab Sample ID: 240-159545-1 MSD
Matrix: Water
Analysis Batch: 512646

Client Sample ID: 110321NMW-22
Prep Type: Total Recoverable
Prep Batch: 512112

Analyte	Sample Result	Sample Qualifier	Spike Added	MSD Result	MSD Qualifier	Unit	D	%Rec	%Rec. Limits	RPD	RPD Limit
Boron	61	J ^+	1000	1240	^+	ug/L		118	75 - 125	1	20

Lab Sample ID: 240-159505-Y-1-B MS
Matrix: Water
Analysis Batch: 512168

Client Sample ID: Matrix Spike
Prep Type: Dissolved
Prep Batch: 511877

Analyte	Sample Result	Sample Qualifier	Spike Added	MS Result	MS Qualifier	Unit	D	%Rec	%Rec. Limits
Boron	480		1000	1350		ug/L		87	75 - 125

Lab Sample ID: 240-159505-Y-1-C MSD
Matrix: Water
Analysis Batch: 512168

Client Sample ID: Matrix Spike Duplicate
Prep Type: Dissolved
Prep Batch: 511877

Analyte	Sample Result	Sample Qualifier	Spike Added	MSD Result	MSD Qualifier	Unit	D	%Rec	%Rec. Limits	RPD	RPD Limit
Boron	480		1000	1400		ug/L		92	75 - 125	4	20

Method: 6020B - Metals (ICP/MS)

Lab Sample ID: MB 240-511877/1-A
Matrix: Water
Analysis Batch: 512238

Client Sample ID: Method Blank
Prep Type: Total Recoverable
Prep Batch: 511877

Analyte	MB Result	MB Qualifier	RL	MDL	Unit	D	Prepared	Analyzed	Dil Fac
Arsenic	<0.75		5.0	0.75	ug/L		11/08/21 14:00	11/09/21 12:24	1
Barium	<2.2		5.0	2.2	ug/L		11/08/21 14:00	11/09/21 12:24	1
Beryllium	<0.62		1.0	0.62	ug/L		11/08/21 14:00	11/09/21 12:24	1
Cadmium	<0.20		1.0	0.20	ug/L		11/08/21 14:00	11/09/21 12:24	1
Calcium	<580		1000	580	ug/L		11/08/21 14:00	11/09/21 12:24	1
Chromium	<2.5		5.0	2.5	ug/L		11/08/21 14:00	11/09/21 12:24	1
Cobalt	<0.19		1.0	0.19	ug/L		11/08/21 14:00	11/09/21 12:24	1
Lead	<0.45		1.0	0.45	ug/L		11/08/21 14:00	11/09/21 12:24	1
Lithium	<1.7		8.0	1.7	ug/L		11/08/21 14:00	11/09/21 12:24	1
Selenium	<0.89		5.0	0.89	ug/L		11/08/21 14:00	11/09/21 12:24	1
Thallium	<0.20		1.0	0.20	ug/L		11/08/21 14:00	11/09/21 12:24	1

Lab Sample ID: LCS 240-511877/3-A
Matrix: Water
Analysis Batch: 512238

Client Sample ID: Lab Control Sample
Prep Type: Total Recoverable
Prep Batch: 511877

Analyte	Spike Added	LCS Result	LCS Qualifier	Unit	D	%Rec	%Rec. Limits
Arsenic	1000	1060		ug/L		106	80 - 120
Barium	1000	1040		ug/L		104	80 - 120
Beryllium	500	512		ug/L		102	80 - 120
Cadmium	500	534		ug/L		107	80 - 120
Calcium	25000	25300		ug/L		101	80 - 120
Chromium	500	528		ug/L		106	80 - 120
Cobalt	500	531		ug/L		106	80 - 120
Lead	500	534		ug/L		107	80 - 120
Lithium	500	551		ug/L		110	80 - 120
Selenium	1000	1030		ug/L		103	80 - 120
Thallium	1000	1060		ug/L		106	80 - 120

Lab Sample ID: MB 240-512112/1-A
Matrix: Water
Analysis Batch: 512444

Client Sample ID: Method Blank
Prep Type: Total Recoverable
Prep Batch: 512112

Analyte	MB Result	MB Qualifier	RL	MDL	Unit	D	Prepared	Analyzed	Dil Fac
Arsenic	<0.75		5.0	0.75	ug/L		11/09/21 14:00	11/10/21 22:50	1
Barium	<2.2		5.0	2.2	ug/L		11/09/21 14:00	11/10/21 22:50	1
Beryllium	<0.62		1.0	0.62	ug/L		11/09/21 14:00	11/10/21 22:50	1
Cadmium	<0.20		1.0	0.20	ug/L		11/09/21 14:00	11/10/21 22:50	1
Calcium	<580		1000	580	ug/L		11/09/21 14:00	11/10/21 22:50	1
Chromium	<2.5		5.0	2.5	ug/L		11/09/21 14:00	11/10/21 22:50	1
Cobalt	<0.19		1.0	0.19	ug/L		11/09/21 14:00	11/10/21 22:50	1
Lead	<0.45		1.0	0.45	ug/L		11/09/21 14:00	11/10/21 22:50	1
Lithium	<1.7		8.0	1.7	ug/L		11/09/21 14:00	11/10/21 22:50	1
Selenium	<0.89		5.0	0.89	ug/L		11/09/21 14:00	11/10/21 22:50	1
Thallium	<0.20		1.0	0.20	ug/L		11/09/21 14:00	11/10/21 22:50	1

Method: 6020B - Metals (ICP/MS) (Continued)

Lab Sample ID: LCS 240-512112/3-A
Matrix: Water
Analysis Batch: 512444

Client Sample ID: Lab Control Sample
Prep Type: Total Recoverable
Prep Batch: 512112

Analyte	Spike Added	LCS Result	LCS Qualifier	Unit	D	%Rec	%Rec. Limits
Arsenic	1000	1010		ug/L		101	80 - 120
Barium	1000	1010		ug/L		101	80 - 120
Beryllium	500	489		ug/L		98	80 - 120
Cadmium	500	508		ug/L		102	80 - 120
Calcium	25000	25300		ug/L		101	80 - 120
Chromium	500	515		ug/L		103	80 - 120
Cobalt	500	512		ug/L		102	80 - 120
Lead	500	529		ug/L		106	80 - 120
Lithium	500	515		ug/L		103	80 - 120
Selenium	1000	977		ug/L		98	80 - 120
Thallium	1000	1030		ug/L		103	80 - 120

Lab Sample ID: 240-159545-1 MS
Matrix: Water
Analysis Batch: 512444

Client Sample ID: 110321NMW-22
Prep Type: Total Recoverable
Prep Batch: 512112

Analyte	Sample Result	Sample Qualifier	Spike Added	MS Result	MS Qualifier	Unit	D	%Rec	%Rec. Limits
Arsenic	<0.75		1000	1020		ug/L		102	80 - 120
Barium	330		1000	1380		ug/L		105	80 - 120
Beryllium	<0.62		500	489		ug/L		98	80 - 120
Cadmium	<0.20		500	502		ug/L		100	80 - 120
Calcium	110000		25000	129000	4	ug/L		93	80 - 120
Chromium	<2.5		500	497		ug/L		99	80 - 120
Cobalt	0.27	J	500	502		ug/L		100	80 - 120
Lead	<0.45		500	511		ug/L		102	80 - 120
Lithium	9.0		500	515		ug/L		101	80 - 120
Selenium	<0.89		1000	979		ug/L		98	80 - 120
Thallium	0.71	J	1000	1010		ug/L		101	80 - 120

Lab Sample ID: 240-159545-1 MSD
Matrix: Water
Analysis Batch: 512444

Client Sample ID: 110321NMW-22
Prep Type: Total Recoverable
Prep Batch: 512112

Analyte	Sample Result	Sample Qualifier	Spike Added	MSD Result	MSD Qualifier	Unit	D	%Rec	%Rec. Limits	RPD	RPD Limit
Arsenic	<0.75		1000	992		ug/L		99	80 - 120	3	20
Barium	330		1000	1370		ug/L		104	80 - 120	1	20
Beryllium	<0.62		500	488		ug/L		98	80 - 120	0	20
Cadmium	<0.20		500	493		ug/L		99	80 - 120	2	20
Calcium	110000		25000	129000	4	ug/L		90	80 - 120	0	20
Chromium	<2.5		500	496		ug/L		99	80 - 120	0	20
Cobalt	0.27	J	500	488		ug/L		98	80 - 120	3	20
Lead	<0.45		500	508		ug/L		102	80 - 120	1	20
Lithium	9.0		500	514		ug/L		101	80 - 120	0	20
Selenium	<0.89		1000	961		ug/L		96	80 - 120	2	20
Thallium	0.71	J	1000	997		ug/L		100	80 - 120	1	20

Method: 6020B - Metals (ICP/MS) (Continued)

Lab Sample ID: 240-159505-Y-1-D MS
Matrix: Water
Analysis Batch: 512238

Client Sample ID: Matrix Spike
Prep Type: Dissolved
Prep Batch: 511877

Analyte	Sample Result	Sample Qualifier	Spike Added	MS Result	MS Qualifier	Unit	D	%Rec	%Rec. Limits
Arsenic	4.0	J	1000	1010		ug/L		101	80 - 120
Barium	730		1000	1620		ug/L		88	80 - 120
Beryllium	<0.62		500	454		ug/L		91	80 - 120
Cadmium	<0.20		500	464		ug/L		93	80 - 120
Calcium	49000	F1	25000	66400	F1	ug/L		68	80 - 120
Chromium	<2.5		500	463		ug/L		93	80 - 120
Cobalt	2.9		500	496		ug/L		99	80 - 120
Lead	<0.45		500	458		ug/L		92	80 - 120
Lithium	87		500	567		ug/L		96	80 - 120
Selenium	<0.89		1000	853		ug/L		85	80 - 120
Thallium	0.35	J	1000	907		ug/L		91	80 - 120

Lab Sample ID: 240-159505-Y-1-E MSD
Matrix: Water
Analysis Batch: 512238

Client Sample ID: Matrix Spike Duplicate
Prep Type: Dissolved
Prep Batch: 511877

Analyte	Sample Result	Sample Qualifier	Spike Added	MSD Result	MSD Qualifier	Unit	D	%Rec	%Rec. Limits	RPD	RPD Limit
Arsenic	4.0	J	1000	1050		ug/L		105	80 - 120	4	20
Barium	730		1000	1720		ug/L		99	80 - 120	6	20
Beryllium	<0.62		500	468		ug/L		94	80 - 120	3	20
Cadmium	<0.20		500	485		ug/L		97	80 - 120	4	20
Calcium	49000	F1	25000	69700		ug/L		81	80 - 120	5	20
Chromium	<2.5		500	478		ug/L		96	80 - 120	3	20
Cobalt	2.9		500	522		ug/L		104	80 - 120	5	20
Lead	<0.45		500	475		ug/L		95	80 - 120	4	20
Lithium	87		500	578		ug/L		98	80 - 120	2	20
Selenium	<0.89		1000	888		ug/L		89	80 - 120	4	20
Thallium	0.35	J	1000	936		ug/L		94	80 - 120	3	20

Method: 9056A - Anions, Ion Chromatography

Lab Sample ID: MB 240-514401/3
Matrix: Water
Analysis Batch: 514401

Client Sample ID: Method Blank
Prep Type: Total/NA

Analyte	MB Result	MB Qualifier	RL	MDL	Unit	D	Prepared	Analyzed	Dil Fac
Chloride	<0.28		1.0	0.28	mg/L			11/23/21 22:38	1
Fluoride	<0.024		0.050	0.024	mg/L			11/23/21 22:38	1
Sulfate	<0.35		1.0	0.35	mg/L			11/23/21 22:38	1

Lab Sample ID: LCS 240-514401/4
Matrix: Water
Analysis Batch: 514401

Client Sample ID: Lab Control Sample
Prep Type: Total/NA

Analyte	Spike Added	LCS Result	LCS Qualifier	Unit	D	%Rec	%Rec. Limits
Chloride	50.0	52.2		mg/L		104	90 - 110
Fluoride	2.50	2.67		mg/L		107	90 - 110
Sulfate	50.0	53.4		mg/L		107	90 - 110

Method: 9056A - Anions, Ion Chromatography (Continued)

Lab Sample ID: 240-159516-A-1 MS
Matrix: Water
Analysis Batch: 514401

Client Sample ID: Matrix Spike
Prep Type: Total/NA

Analyte	Sample Result	Sample Qualifier	Spike Added	MS Result	MS Qualifier	Unit	D	%Rec	%Rec. Limits
Chloride	0.42	J	50.0	55.5		mg/L		110	80 - 120
Fluoride	0.082		2.50	2.91		mg/L		113	80 - 120
Sulfate	9.3		50.0	63.2		mg/L		108	80 - 120

Lab Sample ID: 240-159516-A-1 MSD
Matrix: Water
Analysis Batch: 514401

Client Sample ID: Matrix Spike Duplicate
Prep Type: Total/NA

Analyte	Sample Result	Sample Qualifier	Spike Added	MSD Result	MSD Qualifier	Unit	D	%Rec	%Rec. Limits	RPD	RPD Limit
Chloride	0.42	J	50.0	57.4		mg/L		114	80 - 120	3	15
Fluoride	0.082		2.50	2.99		mg/L		117	80 - 120	3	15
Sulfate	9.3		50.0	65.0		mg/L		111	80 - 120	3	15

Lab Sample ID: MB 240-514731/3
Matrix: Water
Analysis Batch: 514731

Client Sample ID: Method Blank
Prep Type: Total/NA

Analyte	MB Result	MB Qualifier	RL	MDL	Unit	D	Prepared	Analyzed	Dil Fac
Chloride	<0.28		1.0	0.28	mg/L			11/27/21 13:10	1
Fluoride	<0.024		0.050	0.024	mg/L			11/27/21 13:10	1
Sulfate	<0.35		1.0	0.35	mg/L			11/27/21 13:10	1

Lab Sample ID: LCS 240-514731/4
Matrix: Water
Analysis Batch: 514731

Client Sample ID: Lab Control Sample
Prep Type: Total/NA

Analyte	Spike Added	LCS Result	LCS Qualifier	Unit	D	%Rec	%Rec. Limits
Chloride	50.0	52.6		mg/L		105	90 - 110
Fluoride	2.50	2.57		mg/L		103	90 - 110
Sulfate	50.0	51.1		mg/L		102	90 - 110

Lab Sample ID: 240-159545-1 MS
Matrix: Water
Analysis Batch: 514731

Client Sample ID: 110321NMW-22
Prep Type: Total/NA

Analyte	Sample Result	Sample Qualifier	Spike Added	MS Result	MS Qualifier	Unit	D	%Rec	%Rec. Limits
Chloride	0.59	J	50.0	54.8		mg/L		108	80 - 120
Fluoride	0.030	J	2.50	2.64		mg/L		104	80 - 120
Sulfate	25		50.0	77.2		mg/L		104	80 - 120

Lab Sample ID: 240-159545-1 MSD
Matrix: Water
Analysis Batch: 514731

Client Sample ID: 110321NMW-22
Prep Type: Total/NA

Analyte	Sample Result	Sample Qualifier	Spike Added	MSD Result	MSD Qualifier	Unit	D	%Rec	%Rec. Limits	RPD	RPD Limit
Chloride	0.59	J	50.0	56.4		mg/L		112	80 - 120	3	15
Fluoride	0.030	J	2.50	2.71		mg/L		107	80 - 120	3	15
Sulfate	25		50.0	78.7		mg/L		107	80 - 120	2	15

Method: SM 2540C - Solids, Total Dissolved (TDS)

Lab Sample ID: MB 180-378469/2
Matrix: Water
Analysis Batch: 378469

Client Sample ID: Method Blank
Prep Type: Total/NA

Analyte	MB Result	MB Qualifier	RL	MDL	Unit	D	Prepared	Analyzed	Dil Fac
Total Dissolved Solids	<10		10	10	mg/L			11/10/21 14:59	1

Lab Sample ID: LCS 180-378469/1
Matrix: Water
Analysis Batch: 378469

Client Sample ID: Lab Control Sample
Prep Type: Total/NA

Analyte	Spike Added	LCS Result	LCS Qualifier	Unit	D	%Rec	%Rec. Limits
Total Dissolved Solids	422	404		mg/L		96	80 - 120

Lab Sample ID: 240-159519-1 DU
Matrix: Water
Analysis Batch: 378469

Client Sample ID: 110321NMW-22
Prep Type: Total/NA

Analyte	Sample Result	Sample Qualifier	DU Result	DU Qualifier	Unit	D	RPD	RPD Limit
Total Dissolved Solids	340		345		mg/L		1	10

Lab Sample ID: 240-159529-E-1 DU
Matrix: Water
Analysis Batch: 378469

Client Sample ID: Duplicate
Prep Type: Total/NA

Analyte	Sample Result	Sample Qualifier	DU Result	DU Qualifier	Unit	D	RPD	RPD Limit
Total Dissolved Solids	230		241		mg/L		4	10

Lab Sample ID: MB 180-378475/2
Matrix: Water
Analysis Batch: 378475

Client Sample ID: Method Blank
Prep Type: Total/NA

Analyte	MB Result	MB Qualifier	RL	MDL	Unit	D	Prepared	Analyzed	Dil Fac
Total Dissolved Solids	<10		10	10	mg/L			11/10/21 15:17	1

Lab Sample ID: LCS 180-378475/1
Matrix: Water
Analysis Batch: 378475

Client Sample ID: Lab Control Sample
Prep Type: Total/NA

Analyte	Spike Added	LCS Result	LCS Qualifier	Unit	D	%Rec	%Rec. Limits
Total Dissolved Solids	422	376		mg/L		89	80 - 120

Lab Sample ID: 240-159519-2 DU
Matrix: Water
Analysis Batch: 378475

Client Sample ID: 110321NMWFGDW2
Prep Type: Total/NA

Analyte	Sample Result	Sample Qualifier	DU Result	DU Qualifier	Unit	D	RPD	RPD Limit
Total Dissolved Solids	200		196		mg/L		1	10

Method: 9315 - Radium-226 (GFPC)

Lab Sample ID: MB 160-536024/24-A
Matrix: Water
Analysis Batch: 540334

Client Sample ID: Method Blank
Prep Type: Total/NA
Prep Batch: 536024

Analyte	MB Result	MB Qualifier	Count Uncert. (2σ+/-)	Total Uncert. (2σ+/-)	RL	MDC	Unit	Prepared	Analyzed	Dil Fac
Radium-226	0.3328		0.164	0.167	1.00	0.197	pCi/L	11/11/21 08:56	12/05/21 20:14	1

Carrier	*MB %Yield*	*MB Qualifier*	*Limits*	*Prepared*	*Analyzed*	*Dil Fac*
Ba Carrier	*88.4*		*40 - 110*	*11/11/21 08:56*	*12/05/21 20:14*	*1*

Lab Sample ID: LCS 160-536024/1-A
Matrix: Water
Analysis Batch: 540016

Client Sample ID: Lab Control Sample
Prep Type: Total/NA
Prep Batch: 536024

Analyte			Spike Added	LCS Result	LCS Qual	Total Uncert. (2σ+/-)	RL	MDC	Unit	%Rec	%Rec. Limits		
Radium-226			15.1	14.24		1.68	1.00	0.350	pCi/L	94	75 - 125		

Carrier	*LCS %Yield*	*LCS Qualifier*	*Limits*
Ba Carrier	*73.7*		*40 - 110*

Lab Sample ID: 240-159545-1 MS
Matrix: Water
Analysis Batch: 540040

Client Sample ID: 110321NMW-22
Prep Type: Total/NA
Prep Batch: 536024

Analyte	Sample Result	Sample Qual	Spike Added	MS Result	MS Qual	Total Uncert. (2σ+/-)	RL	MDC	Unit	%Rec	%Rec. Limits		
Radium-226	-0.00753	U	15.1	15.35		1.80	1.00	0.408	pCi/L	102	60 - 140		

Carrier	*MS %Yield*	*MS Qualifier*	*Limits*
Ba Carrier	*80.8*		*40 - 110*

Lab Sample ID: 240-159545-1 MSD
Matrix: Water
Analysis Batch: 540214

Client Sample ID: 110321NMW-22
Prep Type: Total/NA
Prep Batch: 536024

Analyte	Sample Result	Sample Qual	Spike Added	MSD Result	MSD Qual	Total Uncert. (2σ+/-)	RL	MDC	Unit	%Rec	%Rec. Limits	RER	RER Limit
Radium-226	-0.00753	U	15.1	15.43		1.72	1.00	0.265	pCi/L	102	60 - 140	0.02	1

Carrier	*MSD %Yield*	*MSD Qualifier*	*Limits*
Ba Carrier	*84.6*		*40 - 110*

Lab Sample ID: 240-159547-B-1-A MS
Matrix: Water
Analysis Batch: 540332

Client Sample ID: Matrix Spike
Prep Type: Total/NA
Prep Batch: 536024

Analyte	Sample Result	Sample Qual	Spike Added	MS Result	MS Qual	Total Uncert. (2σ+/-)	RL	MDC	Unit	%Rec	%Rec. Limits		
Radium-226			15.1	14.93		1.63	1.00	0.233	pCi/L	96	60 - 140		

Method: 9315 - Radium-226 (GFPC) (Continued)

Lab Sample ID: 240-159547-B-1-A MS
Matrix: Water
Analysis Batch: 540332

Client Sample ID: Matrix Spike
Prep Type: Total/NA
Prep Batch: 536024

Carrier	MS %Yield	MS Qualifier	Limits
Ba Carrier	83.0		40 - 110

Lab Sample ID: 240-159547-J-1-A MSD
Matrix: Water
Analysis Batch: 540332

Client Sample ID: Matrix Spike Duplicate
Prep Type: Total/NA
Prep Batch: 536024

Analyte	Sample Result	Sample Qual	Spike Added	MSD Result	MSD Qual	Total Uncert. (2σ+/-)	RL	MDC	Unit	%Rec	%Rec. Limits	RER	RER Limit
Radium-226			15.1	13.31		1.46	1.00	0.217	pCi/L	86	60 - 140	0.52	1

Carrier	MSD %Yield	MSD Qualifier	Limits
Ba Carrier	88.1		40 - 110

Method: 9320 - Radium-228 (GFPC)

Lab Sample ID: MB 160-536040/24-A
Matrix: Water
Analysis Batch: 539996

Client Sample ID: Method Blank
Prep Type: Total/NA
Prep Batch: 536040

Analyte	MB Result	MB Qualifier	Count Uncert. (2σ+/-)	Total Uncert. (2σ+/-)	RL	MDC	Unit	Prepared	Analyzed	Dil Fac
Radium-228	0.6357	U	0.463	0.466	1.00	0.722	pCi/L	11/11/21 10:31	12/01/21 18:11	1

Carrier	MB %Yield	MB Qualifier	Limits	Prepared	Analyzed	Dil Fac
Ba Carrier	88.4		40 - 110	11/11/21 10:31	12/01/21 18:11	1
Y Carrier	80.0		40 - 110	11/11/21 10:31	12/01/21 18:11	1

Lab Sample ID: LCS 160-536040/1-A
Matrix: Water
Analysis Batch: 539785

Client Sample ID: Lab Control Sample
Prep Type: Total/NA
Prep Batch: 536040

Analyte			Spike Added	LCS Result	LCS Qual	Total Uncert. (2σ+/-)	RL	MDC	Unit	%Rec	%Rec. Limits		
Radium-228			12.1	15.18		1.95	1.00	0.921	pCi/L	125	75 - 125		

Carrier	LCS %Yield	LCS Qualifier	Limits
Ba Carrier	73.7		40 - 110
Y Carrier	77.4		40 - 110

Lab Sample ID: 240-159545-1 MS
Matrix: Water
Analysis Batch: 539784

Client Sample ID: 110321NMW-22
Prep Type: Total/NA
Prep Batch: 536040

Analyte	Sample Result	Sample Qual	Spike Added	MS Result	MS Qual	Total Uncert. (2σ+/-)	RL	MDC	Unit	%Rec	%Rec. Limits		
Radium-228	0.164	U	12.1	13.33		1.74	1.00	0.842	pCi/L	108	60 - 140		

Method: 9320 - Radium-228 (GFPC) (Continued)

Lab Sample ID: 240-159545-1 MS
Matrix: Water
Analysis Batch: 539784

Client Sample ID: 110321NMW-22
Prep Type: Total/NA
Prep Batch: 536040

Carrier	MS %Yield	MS Qualifier	Limits
Ba Carrier	80.8		40 - 110
Y Carrier	75.5		40 - 110

Lab Sample ID: 240-159545-1 MSD
Matrix: Water
Analysis Batch: 539784

Client Sample ID: 110321NMW-22
Prep Type: Total/NA
Prep Batch: 536040

Analyte	Sample Result	Sample Qual	Spike Added	MSD Result	MSD Qual	Total Uncert. (2σ+/-)	RL	MDC	Unit	%Rec	%Rec. Limits	RER	RER Limit
Radium-228	0.164	U	12.1	14.61		1.86	1.00	0.959	pCi/L	119	60 - 140	0.36	1

Carrier	MSD %Yield	MSD Qualifier	Limits
Ba Carrier	84.6		40 - 110
Y Carrier	76.6		40 - 110

Metals

Prep Batch: 511877

Lab Sample ID	Client Sample ID	Prep Type	Matrix	Method	Prep Batch
240-159535-1	110221NMWFGDW6	Total Recoverable	Water	3005A	
MB 240-511877/1-A	Method Blank	Total Recoverable	Water	3005A	
LCS 240-511877/2-A	Lab Control Sample	Total Recoverable	Water	3005A	
LCS 240-511877/3-A	Lab Control Sample	Total Recoverable	Water	3005A	
240-159505-Y-1-B MS	Matrix Spike	Dissolved	Water	3005A	
240-159505-Y-1-C MSD	Matrix Spike Duplicate	Dissolved	Water	3005A	
240-159505-Y-1-D MS	Matrix Spike	Dissolved	Water	3005A	
240-159505-Y-1-E MSD	Matrix Spike Duplicate	Dissolved	Water	3005A	

Prep Batch: 512112

Lab Sample ID	Client Sample ID	Prep Type	Matrix	Method	Prep Batch
240-159545-1	110321NMW-22	Total Recoverable	Water	3005A	
240-159545-2	110321NMWFGDW2	Total Recoverable	Water	3005A	
240-159545-3	110321NMW-5	Total Recoverable	Water	3005A	
240-159545-4	110321NMW-8	Total Recoverable	Water	3005A	
240-159545-5	110321NMW-10	Total Recoverable	Water	3005A	
240-159545-6	110321FBFieldBlank	Total Recoverable	Water	3005A	
240-159545-7	110321FDDuplicate	Total Recoverable	Water	3005A	
MB 240-512112/1-A	Method Blank	Total Recoverable	Water	3005A	
LCS 240-512112/2-A	Lab Control Sample	Total Recoverable	Water	3005A	
LCS 240-512112/3-A	Lab Control Sample	Total Recoverable	Water	3005A	
240-159545-1 MS	110321NMW-22	Total Recoverable	Water	3005A	
240-159545-1 MS	110321NMW-22	Total Recoverable	Water	3005A	
240-159545-1 MSD	110321NMW-22	Total Recoverable	Water	3005A	
240-159545-1 MSD	110321NMW-22	Total Recoverable	Water	3005A	

Analysis Batch: 512168

Lab Sample ID	Client Sample ID	Prep Type	Matrix	Method	Prep Batch
240-159535-1	110221NMWFGDW6	Total Recoverable	Water	6010D	511877
MB 240-511877/1-A	Method Blank	Total Recoverable	Water	6010D	511877
LCS 240-511877/2-A	Lab Control Sample	Total Recoverable	Water	6010D	511877
240-159505-Y-1-B MS	Matrix Spike	Dissolved	Water	6010D	511877
240-159505-Y-1-C MSD	Matrix Spike Duplicate	Dissolved	Water	6010D	511877

Analysis Batch: 512238

Lab Sample ID	Client Sample ID	Prep Type	Matrix	Method	Prep Batch
240-159535-1	110221NMWFGDW6	Total Recoverable	Water	6020B	511877
MB 240-511877/1-A	Method Blank	Total Recoverable	Water	6020B	511877
LCS 240-511877/3-A	Lab Control Sample	Total Recoverable	Water	6020B	511877
240-159505-Y-1-D MS	Matrix Spike	Dissolved	Water	6020B	511877
240-159505-Y-1-E MSD	Matrix Spike Duplicate	Dissolved	Water	6020B	511877

Analysis Batch: 512444

Lab Sample ID	Client Sample ID	Prep Type	Matrix	Method	Prep Batch
240-159545-1	110321NMW-22	Total Recoverable	Water	6020B	512112
240-159545-2	110321NMWFGDW2	Total Recoverable	Water	6020B	512112
240-159545-3	110321NMW-5	Total Recoverable	Water	6020B	512112
240-159545-4	110321NMW-8	Total Recoverable	Water	6020B	512112
240-159545-5	110321NMW-10	Total Recoverable	Water	6020B	512112
240-159545-6	110321FBFieldBlank	Total Recoverable	Water	6020B	512112
240-159545-7	110321FDDuplicate	Total Recoverable	Water	6020B	512112

Metals (Continued)

Analysis Batch: 512444 (Continued)

Lab Sample ID	Client Sample ID	Prep Type	Matrix	Method	Prep Batch
MB 240-512112/1-A	Method Blank	Total Recoverable	Water	6020B	512112
LCS 240-512112/3-A	Lab Control Sample	Total Recoverable	Water	6020B	512112
240-159545-1 MS	110321NMW-22	Total Recoverable	Water	6020B	512112
240-159545-1 MSD	110321NMW-22	Total Recoverable	Water	6020B	512112

Analysis Batch: 512646

Lab Sample ID	Client Sample ID	Prep Type	Matrix	Method	Prep Batch
240-159545-1	110321NMW-22	Total Recoverable	Water	6010D	512112
240-159545-2	110321NMWFGDW2	Total Recoverable	Water	6010D	512112
240-159545-3	110321NMW-5	Total Recoverable	Water	6010D	512112
240-159545-4	110321NMW-8	Total Recoverable	Water	6010D	512112
240-159545-5	110321NMW-10	Total Recoverable	Water	6010D	512112
240-159545-6	110321FBFieldBlank	Total Recoverable	Water	6010D	512112
240-159545-7	110321FDDuplicate	Total Recoverable	Water	6010D	512112
240-159545-1 MS	110321NMW-22	Total Recoverable	Water	6010D	512112
240-159545-1 MSD	110321NMW-22	Total Recoverable	Water	6010D	512112

Analysis Batch: 512735

Lab Sample ID	Client Sample ID	Prep Type	Matrix	Method	Prep Batch
MB 240-512112/1-A	Method Blank	Total Recoverable	Water	6010D	512112
LCS 240-512112/2-A	Lab Control Sample	Total Recoverable	Water	6010D	512112

General Chemistry

Analysis Batch: 378469

Lab Sample ID	Client Sample ID	Prep Type	Matrix	Method	Prep Batch
240-159519-1	110321NMW-22	Total/NA	Water	SM 2540C	
240-159529-6	110221NMWFGDW6	Total/NA	Water	SM 2540C	
MB 180-378469/2	Method Blank	Total/NA	Water	SM 2540C	
LCS 180-378469/1	Lab Control Sample	Total/NA	Water	SM 2540C	
240-159519-1 DU	110321NMW-22	Total/NA	Water	SM 2540C	
240-159529-E-1 DU	Duplicate	Total/NA	Water	SM 2540C	

Analysis Batch: 378475

Lab Sample ID	Client Sample ID	Prep Type	Matrix	Method	Prep Batch
240-159519-2	110321NMWFGDW2	Total/NA	Water	SM 2540C	
240-159519-3	110321NMW-5	Total/NA	Water	SM 2540C	
240-159519-5	110321NMW-8	Total/NA	Water	SM 2540C	
240-159519-6	110321NMW-10	Total/NA	Water	SM 2540C	
MB 180-378475/2	Method Blank	Total/NA	Water	SM 2540C	
LCS 180-378475/1	Lab Control Sample	Total/NA	Water	SM 2540C	
240-159519-2 DU	110321NMWFGDW2	Total/NA	Water	SM 2540C	

Analysis Batch: 514401

Lab Sample ID	Client Sample ID	Prep Type	Matrix	Method	Prep Batch
240-159535-1	110221NMWFGDW6	Total/NA	Water	9056A	
MB 240-514401/3	Method Blank	Total/NA	Water	9056A	
LCS 240-514401/4	Lab Control Sample	Total/NA	Water	9056A	
240-159516-A-1 MS	Matrix Spike	Total/NA	Water	9056A	
240-159516-A-1 MSD	Matrix Spike Duplicate	Total/NA	Water	9056A	

General Chemistry

Analysis Batch: 514731

Lab Sample ID	Client Sample ID	Prep Type	Matrix	Method	Prep Batch
240-159545-1	110321NMW-22	Total/NA	Water	9056A	
240-159545-2	110321NMWFGDW2	Total/NA	Water	9056A	
240-159545-3	110321NMW-5	Total/NA	Water	9056A	
240-159545-4	110321NMW-8	Total/NA	Water	9056A	
240-159545-5	110321NMW-10	Total/NA	Water	9056A	
240-159545-6	110321FBFieldBlank	Total/NA	Water	9056A	
240-159545-7	110321FDDuplicate	Total/NA	Water	9056A	
MB 240-514731/3	Method Blank	Total/NA	Water	9056A	
LCS 240-514731/4	Lab Control Sample	Total/NA	Water	9056A	
240-159545-1 MS	110321NMW-22	Total/NA	Water	9056A	
240-159545-1 MSD	110321NMW-22	Total/NA	Water	9056A	

Rad

Prep Batch: 536024

Lab Sample ID	Client Sample ID	Prep Type	Matrix	Method	Prep Batch
240-159535-1	110221NMWFGDW6	Total/NA	Water	PrecSep-21	
240-159545-1	110321NMW-22	Total/NA	Water	PrecSep-21	
240-159545-2	110321NMWFGDW2	Total/NA	Water	PrecSep-21	
240-159545-3	110321NMW-5	Total/NA	Water	PrecSep-21	
240-159545-4	110321NMW-8	Total/NA	Water	PrecSep-21	
240-159545-5	110321NMW-10	Total/NA	Water	PrecSep-21	
240-159545-6	110321FBFieldBlank	Total/NA	Water	PrecSep-21	
240-159545-7	110321FDDuplicate	Total/NA	Water	PrecSep-21	
MB 160-536024/24-A	Method Blank	Total/NA	Water	PrecSep-21	
LCS 160-536024/1-A	Lab Control Sample	Total/NA	Water	PrecSep-21	
240-159545-1 MS	110321NMW-22	Total/NA	Water	PrecSep-21	
240-159545-1 MSD	110321NMW-22	Total/NA	Water	PrecSep-21	
240-159547-B-1-A MS	Matrix Spike	Total/NA	Water	PrecSep-21	
240-159547-J-1-A MSD	Matrix Spike Duplicate	Total/NA	Water	PrecSep-21	

Prep Batch: 536040

Lab Sample ID	Client Sample ID	Prep Type	Matrix	Method	Prep Batch
240-159535-1	110221NMWFGDW6	Total/NA	Water	PrecSep_0	
240-159545-1	110321NMW-22	Total/NA	Water	PrecSep_0	
240-159545-2	110321NMWFGDW2	Total/NA	Water	PrecSep_0	
240-159545-3	110321NMW-5	Total/NA	Water	PrecSep_0	
240-159545-4	110321NMW-8	Total/NA	Water	PrecSep_0	
240-159545-5	110321NMW-10	Total/NA	Water	PrecSep_0	
240-159545-6	110321FBFieldBlank	Total/NA	Water	PrecSep_0	
240-159545-7	110321FDDuplicate	Total/NA	Water	PrecSep_0	
MB 160-536040/24-A	Method Blank	Total/NA	Water	PrecSep_0	
LCS 160-536040/1-A	Lab Control Sample	Total/NA	Water	PrecSep_0	
240-159545-1 MS	110321NMW-22	Total/NA	Water	PrecSep_0	
240-159545-1 MSD	110321NMW-22	Total/NA	Water	PrecSep_0	

Lab Chronicle

Client: Dominion Energy Services, Inc.
Project/Site: Mount Storm Power Station

Job ID: 240-159519-2
SDG: Phase A CCR

Client Sample ID: 110321NMW-22
Date Collected: 11/03/21 10:50
Date Received: 11/06/21 10:00

Lab Sample ID: 240-159519-1
Matrix: Water

Prep Type	Batch Type	Batch Method	Run	Dilution Factor	Batch Number	Prepared or Analyzed	Analyst	Lab
Total/NA	Analysis	SM 2540C		1	378469	11/10/21 14:59	KMM	TAL PIT

Client Sample ID: 110321NMWFGDW2
Date Collected: 11/03/21 14:00
Date Received: 11/06/21 10:00

Lab Sample ID: 240-159519-2
Matrix: Water

Prep Type	Batch Type	Batch Method	Run	Dilution Factor	Batch Number	Prepared or Analyzed	Analyst	Lab
Total/NA	Analysis	SM 2540C		1	378475	11/10/21 15:17	KMM	TAL PIT

Client Sample ID: 110321NMW-5
Date Collected: 11/03/21 12:20
Date Received: 11/06/21 10:00

Lab Sample ID: 240-159519-3
Matrix: Water

Prep Type	Batch Type	Batch Method	Run	Dilution Factor	Batch Number	Prepared or Analyzed	Analyst	Lab
Total/NA	Analysis	SM 2540C		1	378475	11/10/21 15:17	KMM	TAL PIT

Client Sample ID: 110321NMW-8
Date Collected: 11/03/21 10:20
Date Received: 11/06/21 10:00

Lab Sample ID: 240-159519-5
Matrix: Water

Prep Type	Batch Type	Batch Method	Run	Dilution Factor	Batch Number	Prepared or Analyzed	Analyst	Lab
Total/NA	Analysis	SM 2540C		1	378475	11/10/21 15:17	KMM	TAL PIT

Client Sample ID: 110321NMW-10
Date Collected: 11/03/21 14:15
Date Received: 11/06/21 10:00

Lab Sample ID: 240-159519-6
Matrix: Water

Prep Type	Batch Type	Batch Method	Run	Dilution Factor	Batch Number	Prepared or Analyzed	Analyst	Lab
Total/NA	Analysis	SM 2540C		1	378475	11/10/21 15:17	KMM	TAL PIT

Client Sample ID: 110221NMWFGDW6
Date Collected: 11/02/21 11:15
Date Received: 11/06/21 10:00

Lab Sample ID: 240-159529-6
Matrix: Water

Prep Type	Batch Type	Batch Method	Run	Dilution Factor	Batch Number	Prepared or Analyzed	Analyst	Lab
Total/NA	Analysis	SM 2540C		1	378469	11/10/21 14:59	KMM	TAL PIT

Client Sample ID: 110221NMWFGDW6
Date Collected: 11/02/21 11:15
Date Received: 11/06/21 10:00

Lab Sample ID: 240-159535-1
Matrix: Water

Prep Type	Batch Type	Batch Method	Run	Dilution Factor	Batch Number	Prepared or Analyzed	Analyst	Lab
Total Recoverable	Prep	3005A			511877	11/08/21 14:00	MRL	TAL CAN
Total Recoverable	Analysis	6010D		1	512168	11/09/21 18:13	RKT	TAL CAN
Total Recoverable	Prep	3005A			511877	11/08/21 14:00	MRL	TAL CAN
Total Recoverable	Analysis	6020B		1	512238	11/09/21 13:59	AJC	TAL CAN

Lab Chronicle

Client: Dominion Energy Services, Inc.
Project/Site: Mount Storm Power Station

Job ID: 240-159519-2
SDG: Phase A CCR

Client Sample ID: 110221NMWFGDW6

Lab Sample ID: 240-159535-1

Date Collected: 11/02/21 11:15
Matrix: Water
Date Received: 11/06/21 10:00

Prep Type	Batch Type	Batch Method	Run	Dilution Factor	Batch Number	Prepared or Analyzed	Analyst	Lab
Total/NA	Analysis	9056A		1	514401	11/24/21 09:07	JWW	TAL CAN
Total/NA	Prep	PrecSep-21			536024	11/11/21 08:56	LPS	TAL SL
Total/NA	Analysis	9315		1	540040	12/03/21 17:44	FLC	TAL SL
Total/NA	Prep	PrecSep_0			536040	11/11/21 10:31	LPS	TAL SL
Total/NA	Analysis	9320		1	539785	12/01/21 18:08	FLC	TAL SL
Total/NA	Analysis	Ra226_Ra228 Pos		1	541059	12/08/21 22:09	MLK	TAL SL

Client Sample ID: 110321NMW-22

Lab Sample ID: 240-159545-1

Date Collected: 11/03/21 10:50
Matrix: Water
Date Received: 11/06/21 10:00

Prep Type	Batch Type	Batch Method	Run	Dilution Factor	Batch Number	Prepared or Analyzed	Analyst	Lab
Total Recoverable	Prep	3005A			512112	11/09/21 14:00	SHB	TAL CAN
Total Recoverable	Analysis	6010D		1	512646	11/11/21 18:49	DSH	TAL CAN
Total Recoverable	Prep	3005A			512112	11/09/21 14:00	SHB	TAL CAN
Total Recoverable	Analysis	6020B		1	512444	11/10/21 23:12	AJC	TAL CAN
Total/NA	Analysis	9056A		1	514731	11/27/21 14:31	JWW	TAL CAN
Total/NA	Prep	PrecSep-21			536024	11/11/21 08:56	LPS	TAL SL
Total/NA	Analysis	9315		1	540040	12/03/21 17:45	FLC	TAL SL
Total/NA	Prep	PrecSep_0			536040	11/11/21 10:31	LPS	TAL SL
Total/NA	Analysis	9320		1	539784	12/01/21 18:14	FLC	TAL SL
Total/NA	Analysis	Ra226_Ra228 Pos		1	544706	01/04/22 11:40	CAH	TAL SL

Client Sample ID: 110321NMWFGDW2

Lab Sample ID: 240-159545-2

Date Collected: 11/03/21 14:00
Matrix: Water
Date Received: 11/06/21 10:00

Prep Type	Batch Type	Batch Method	Run	Dilution Factor	Batch Number	Prepared or Analyzed	Analyst	Lab
Total Recoverable	Prep	3005A			512112	11/09/21 14:00	SHB	TAL CAN
Total Recoverable	Analysis	6010D		1	512646	11/11/21 20:18	DSH	TAL CAN
Total Recoverable	Prep	3005A			512112	11/09/21 14:00	SHB	TAL CAN
Total Recoverable	Analysis	6020B		1	512444	11/10/21 23:59	AJC	TAL CAN
Total/NA	Analysis	9056A		1	514731	11/27/21 15:31	JWW	TAL CAN
Total/NA	Prep	PrecSep-21			536024	11/11/21 08:56	LPS	TAL SL
Total/NA	Analysis	9315		1	540214	12/04/21 11:11	FLC	TAL SL
Total/NA	Prep	PrecSep_0			536040	11/11/21 10:31	LPS	TAL SL
Total/NA	Analysis	9320		1	539784	12/01/21 18:14	FLC	TAL SL
Total/NA	Analysis	Ra226_Ra228 Pos		1	541059	12/08/21 22:09	MLK	TAL SL

Client Sample ID: 110321NMW-5

Lab Sample ID: 240-159545-3

Date Collected: 11/03/21 12:20

Matrix: Water

Date Received: 11/06/21 10:00

Prep Type	Batch Type	Batch Method	Run	Dilution Factor	Batch Number	Prepared or Analyzed	Analyst	Lab
Total Recoverable	Prep	3005A			512112	11/09/21 14:00	SHB	TAL CAN
Total Recoverable	Analysis	6010D		1	512646	11/11/21 20:22	DSH	TAL CAN
Total Recoverable	Prep	3005A			512112	11/09/21 14:00	SHB	TAL CAN
Total Recoverable	Analysis	6020B		1	512444	11/11/21 00:02	AJC	TAL CAN
Total/NA	Analysis	9056A		1	514731	11/27/21 15:51	JWW	TAL CAN
Total/NA	Prep	PrecSep-21			536024	11/11/21 08:56	LPS	TAL SL
Total/NA	Analysis	9315		1	540209	12/04/21 11:13	JCB	TAL SL
Total/NA	Prep	PrecSep_0			536040	11/11/21 10:31	LPS	TAL SL
Total/NA	Analysis	9320		1	539784	12/01/21 18:14	FLC	TAL SL
Total/NA	Analysis	Ra226_Ra228 Pos		1	544706	01/04/22 11:40	CAH	TAL SL

Client Sample ID: 110321NMW-8

Lab Sample ID: 240-159545-4

Date Collected: 11/03/21 10:20

Matrix: Water

Date Received: 11/06/21 10:00

Prep Type	Batch Type	Batch Method	Run	Dilution Factor	Batch Number	Prepared or Analyzed	Analyst	Lab
Total Recoverable	Prep	3005A			512112	11/09/21 14:00	SHB	TAL CAN
Total Recoverable	Analysis	6010D		1	512646	11/11/21 20:27	DSH	TAL CAN
Total Recoverable	Prep	3005A			512112	11/09/21 14:00	SHB	TAL CAN
Total Recoverable	Analysis	6020B		1	512444	11/11/21 00:09	AJC	TAL CAN
Total/NA	Analysis	9056A		1	514731	11/27/21 16:11	JWW	TAL CAN
Total/NA	Prep	PrecSep-21			536024	11/11/21 08:56	LPS	TAL SL
Total/NA	Analysis	9315		1	540209	12/04/21 11:13	JCB	TAL SL
Total/NA	Prep	PrecSep_0			536040	11/11/21 10:31	LPS	TAL SL
Total/NA	Analysis	9320		1	539784	12/01/21 18:15	FLC	TAL SL
Total/NA	Analysis	Ra226_Ra228 Pos		1	544706	01/04/22 11:40	CAH	TAL SL

Client Sample ID: 110321NMW-10

Lab Sample ID: 240-159545-5

Date Collected: 11/03/21 14:15

Matrix: Water

Date Received: 11/06/21 10:00

Prep Type	Batch Type	Batch Method	Run	Dilution Factor	Batch Number	Prepared or Analyzed	Analyst	Lab
Total Recoverable	Prep	3005A			512112	11/09/21 14:00	SHB	TAL CAN
Total Recoverable	Analysis	6010D		1	512646	11/11/21 20:31	DSH	TAL CAN
Total Recoverable	Prep	3005A			512112	11/09/21 14:00	SHB	TAL CAN
Total Recoverable	Analysis	6020B		1	512444	11/11/21 00:12	AJC	TAL CAN
Total/NA	Analysis	9056A		1	514731	11/27/21 17:12	JWW	TAL CAN
Total/NA	Prep	PrecSep-21			536024	11/11/21 08:56	LPS	TAL SL
Total/NA	Analysis	9315		1	540209	12/04/21 11:14	JCB	TAL SL
Total/NA	Prep	PrecSep_0			536040	11/11/21 10:31	LPS	TAL SL
Total/NA	Analysis	9320		1	539784	12/01/21 18:15	FLC	TAL SL
Total/NA	Analysis	Ra226_Ra228 Pos		1	541059	12/08/21 22:09	MLK	TAL SL

Lab Chronicle

Client: Dominion Energy Services, Inc.
Project/Site: Mount Storm Power Station

Job ID: 240-159519-2
SDG: Phase A CCR

Client Sample ID: 110321FBFieldBlank

Lab Sample ID: 240-159545-6

Date Collected: 11/03/21 14:10

Matrix: Water

Date Received: 11/06/21 10:00

Prep Type	Batch Type	Batch Method	Run	Dilution Factor	Batch Number	Prepared or Analyzed	Analyst	Lab
Total Recoverable	Prep	3005A			512112	11/09/21 14:00	SHB	TAL CAN
Total Recoverable	Analysis	6010D		1	512646	11/11/21 20:44	DSH	TAL CAN
Total Recoverable	Prep	3005A			512112	11/09/21 14:00	SHB	TAL CAN
Total Recoverable	Analysis	6020B		1	512444	11/11/21 00:14	AJC	TAL CAN
Total/NA	Analysis	9056A		1	514731	11/27/21 17:32	JWW	TAL CAN
Total/NA	Prep	PrecSep-21			536024	11/11/21 08:56	LPS	TAL SL
Total/NA	Analysis	9315		1	540332	12/05/21 20:09	FLC	TAL SL
Total/NA	Prep	PrecSep_0			536040	11/11/21 10:31	LPS	TAL SL
Total/NA	Analysis	9320		1	539784	12/01/21 18:15	FLC	TAL SL
Total/NA	Analysis	Ra226_Ra228 Pos		1	541059	12/08/21 22:09	MLK	TAL SL

Client Sample ID: 110321FDDuplicate

Lab Sample ID: 240-159545-7

Date Collected: 11/03/21 12:40

Matrix: Water

Date Received: 11/06/21 10:00

Prep Type	Batch Type	Batch Method	Run	Dilution Factor	Batch Number	Prepared or Analyzed	Analyst	Lab
Total Recoverable	Prep	3005A			512112	11/09/21 14:00	SHB	TAL CAN
Total Recoverable	Analysis	6010D		1	512646	11/11/21 20:48	DSH	TAL CAN
Total Recoverable	Prep	3005A			512112	11/09/21 14:00	SHB	TAL CAN
Total Recoverable	Analysis	6020B		1	512444	11/11/21 00:17	AJC	TAL CAN
Total/NA	Analysis	9056A		1	514731	11/27/21 17:52	JWW	TAL CAN
Total/NA	Prep	PrecSep-21			536024	11/11/21 08:56	LPS	TAL SL
Total/NA	Analysis	9315		1	540332	12/05/21 20:09	FLC	TAL SL
Total/NA	Prep	PrecSep_0			536040	11/11/21 10:31	LPS	TAL SL
Total/NA	Analysis	9320		1	539996	12/01/21 18:11	FLC	TAL SL
Total/NA	Analysis	Ra226_Ra228 Pos		1	541059	12/08/21 22:09	MLK	TAL SL

Laboratory References:

TAL CAN = Eurofins North Central, Canton, 4101 Shuffel Street NW, North Canton, OH 44720, TEL (330)497-9396

TAL PIT = Eurofins Northeast, Pittsburgh, 301 Alpha Drive, RIDC Park, Pittsburgh, PA 15238, TEL (412)963-7058

TAL SL = Eurofins TestAmerica, St. Louis, 13715 Rider Trail North, Earth City, MO 63045, TEL (314)298-8566

Accreditation/Certification Summary

Client: Dominion Energy Services, Inc.
Project/Site: Mount Storm Power Station

Job ID: 240-159519-2
SDG: Phase A CCR

Laboratory: Eurofins North Central, Canton

The accreditations/certifications listed below are applicable to this report.

Authority	Program	Identification Number	Expiration Date
West Virginia DEP	State	210	12-21-21

Laboratory: Eurofins Northeast, Pittsburgh

The accreditations/certifications listed below are applicable to this report.

Authority	Program	Identification Number	Expiration Date
West Virginia DEP	State	142	11-11-21

Laboratory: Eurofins TestAmerica, St. Louis

Unless otherwise noted, all analytes for this laboratory were covered under each accreditation/certification below.

Authority	Program	Identification Number	Expiration Date
West Virginia DEP	State	381	10-31-22

The following analytes are included in this report, but the laboratory is not certified by the governing authority. This list may include analytes for which the agency does not offer certification.

Analysis Method	Prep Method	Matrix	Analyte
Ra226_Ra228 Pos		Water	Radium 226 and 228

Eurofins TestAmerica, Canton
4101 Shuffel Street NW
North Canton, OH 44720
Phone: 330-497-9396 Fax: 330-497-0772

03/04

Chain of Custody Record

eurofins | Environment Testing America

MSPS-2SA2021-A+BNPDES-F-2-1

Client Information	Sampler:	Lab PM: Cisneros, Roxanne	Carrier Tracking No(s):	COC No: 240-87570-30310.1
Client Contact: Rachel Powell	Phone:	E-Mail: roxanne.cisneros@Eurofinset.com	State of Origin: VA	Page: Page 1 of 2
Company: Golder Associates Inc.	PWSID:			Job #:
Address: 2108 W Laburnum Ave, Suite 200	Due Date Requested:			
City: Richmond	TAT Requested (days): STANDARD TAT			
State, Zip: VA, 23227	Compliance Project: Δ Yes Δ No			
Phone: (804)358-7900	PO #: 50153540			
Email: rachel_powell@golder.com	WO #: 2013993621			
Project Name: Mount Storm Power Station	Project #: 24021758			
Site:	SSOW#:			

Analysis Requested

Preservation Codes:
A - HCL, B - NaOH, C - Zn Acetate, D - Nitric Acid, E - NaHSO4, F - MeOH, G - Amchlor, H - Ascorbic Acid, I - Ice, J - DI Water, K - EDTA, L - EDA
M - Hexane, N - None, O - AsNaO2, P - Na2O4S, Q - Na2SO3, R - Na2S2O3, S - H2SO4, T - TSP Dodecahydrate, U - Acetone, V - MCAA, W - pH 4-5, Z - other (specify)
Other:

240-159519 Chain of Custody

* Level II Data Package *
All samples preserved on ice
2SA2021 GW A+B NPDES
FedEx#: 7750265696cc 7750215700c5

Sample Identification	Sample Date	Sample Time	Sample Type (C=comp, G=grab)	Matrix (W=water, S=solid, O=waste/oil, BT=Tissue, A=Air)	Field Filtered Sample (Yes or No)	Perform MS/MSD (Yes or No)	350.1 - Distilled Ammonia	200.7 - Chromium	353.2 - N/N	2540C_Calcd, 2540D, 300.0_28D	200.7, 200.8, 245.1	Total Number of containers	Analyzed	pH S.U.	Cond. us/cm	Temp °C
			Preservation Code:				S	D	S	N	D		Special Instructions/Note:			
10 1103 21NMW-22	11/03/21	1050	G	Water	X		X	X	X	X	X		1043	6.57	589	8.7
10 1103 21NMWFGDW2	11/03/21	1400	G	Water	X		X	X	X	X	X		1354	6.48	341.0	11.6
10 1103 21NMW-5	11/03/21	1220	G	Water	X		X	X	X	X	X		1215	6.09	311.9	5.6
10 21NMW-6R				Water												
10 1103 21NMW-7	11/03/21	1620	G	Water	X		X	X	X	X	X		1614	6.44	480.7	5.5
10 1103 21NMW-8	11/03/21	1020	G	Water	X		X	X	X	X	X		1013	5.14	272.7	5.3
10 1103 21NMW-10	11/03/21	1415	G	Water	X		X	X	X	X	X		1405	4.42	109.7	6.1
10 21NMW-12R				Water												
10 1103 21NMW-13	11/03/21	1645	G	Water	X		X	X	X	X	X		1639	4.56	91.3	10.6
10 1103 21NMW-14	11/03/21	1530	G	Water	X		X	X	X	X	X		1525	4.78	120.9	10.2
10 21NMWFGDW3				Water												

Possible Hazard Identification
☒ Non-Hazard ☐ Flammable ☐ Skin Irritant ☐ Poison B ☐ Unknown ☐ Radiological

Sample Disposal (A fee may be assessed if samples are retained longer than 1 month)
☐ Return To Client ☒ Disposal By Lab ☐ Archive For _____ Months

Deliverable Requested: I, II, III, IV, Other (specify)

Special Instructions/QC Requirements:

Empty Kit Relinquished by:	Date:	Time:	Method of Shipment:

Relinquished by:	Date/Time:	Company	Received by:	Date/Time:	Company
[signature]	11/03/21 @ 0900	Golder	[signature]	11-5-21 1000	[signature]

Custody Seals Intact: Δ Yes Δ No | Custody Seal No.: | Cooler Temperature(s) °C and Other Remarks:

Eurofins TestAmerica, Canton
4101 Shuffel Street NW
North Canton, OH 44720
Phone: 330-497-9396 Fax: 330-497-0772

0.310.4

Chain of Custody Record

eurofins | Environment Testing America

MSDS-2SA2021-A+BNPDES-F-2-1

Client Information	Sampler:	Lab PM: Cisneros, Roxanne	Carrier Tracking No(s):	COC No: 240-87570-30310.2
Client Contact: Rachel Powell	Phone:	E-Mail: roxanne.cisneros@Eurofinset.com	State of Origin: VA	Page: Page 2 of 2
Company: Golder Associates Inc.	PWSID:			Job #:
Address: 2108 W Laburnum Ave, Suite 200	Due Date Requested:			
City: Richmond	TAT Requested (days): STANDARD TAT			
State, Zip: VA, 23227	Compliance Project: Δ Yes Δ No			
Phone: (804)358-7900	PO #: 50153540			
Email: rachel_powell@golder.com	WO #: 2013993621			
Project Name: Mount Storm Power Station	Project #: 24021758			
Site:	SSOW#:			

Analysis Requested

Preservation Codes:

A - HCL	M - Hexane
B - NaOH	N - None
C - Zn Acetate	O - AsNaO2
D - Nitric Acid	P - Na2O4S
E - NaHSO4	Q - Na2SO3
F - MeOH	R - Na2S2O3
G - Amchlor	S - H2SO4
H - Ascorbic Acid	T - TSP Dodecahydrate
I - Ice	U - Acetone
J - DI Water	V - MCAA
K - EDTA	W - pH 4-5
L - EDA	Z - other (specify)

Other:

Level II Data Package
2SA2021 GW A+BNPDES
FedEx: 7750 2657 2196

All samples preserved on ice

Sample Identification	Sample Date	Sample Time	Sample Type (C=comp, G=grab)	Matrix (W=water, S=solid, O=waste/oil, BT=Tissue, A=Air)	Field Filtered Sample (Yes or No)	Perform MS/MSD (Yes or No)	350.1 - Distilled Ammonia	200.7 - Chromium	353.2 - N/N	2540C_Calcd, 2540D, 300.0_28D	200.7, 200.8, 245.1	Total Number of containers	Special Instructions/Note:
				Preservation Code:	X	X	S	D	S	N	D	X	
10 21NMWFGDW4				Water									
10 21NMWFGDW5				Water									
10 21NMWFGDW6				Water									
~~10~~ 1103 21FBField Blank	11/03/21	1325	G	Water			X	X	X	X	X		
10 21FDDuplicate				Water									
10 21MSMatrixSpike				Water									
10 21MSDMatrixSpikeDup				Water									
				Water									

Possible Hazard Identification
☒ Non-Hazard ☐ Flammable ☐ Skin Irritant ☐ Poison B ☐ Unknown ☐ Radiological

Sample Disposal (A fee may be assessed if samples are retained longer than 1 month)
☐ Return To Client ☒ Disposal By Lab ☐ Archive For _____ Months

Deliverable Requested: I, II, III, IV, Other (specify)

Special Instructions/QC Requirements:

Empty Kit Relinquished by:	Date:	Time:	Method of Shipment:

Relinquished by:	Date/Time:	Company:	Received by:	Date/Time:	Company:
[signature]	11/04/21 @ 0900	Golder	[signature]	11-5-21 1000	[signature]

Custody Seals Intact: Δ Yes Δ No | Custody Seal No.: | Cooler Temperature(s) °C and Other Remarks:

Ver: 06/08/2021

Eurofins TestAmerica Canton Sample Receipt Form/Narrative **Login # :** _____
Canton Facility

Client Boeler Site Name _____ Cooler unpacked by: Adam Forrest

Cooler Received on 11-5-21 Opened on 11-6-21

FedEx: 1st Grd (Exp) UPS FAS Clipper Client Drop Off TestAmerica Courier Other _____

Receipt After-hours: Drop-off Date/Time _____ Storage Location _____

TestAmerica Cooler # TA Foam Box Client Cooler Box Other _____

Packing material used: (Bubble Wrap) Foam Plastic Bag None Other _____

COOLANT: (Wet Ice) Blue Ice Dry Ice Water None

1. Cooler temperature upon receipt (X) See Multiple Cooler Form

IR GUN# IR-14 (CF +0.1 °C) Observed Cooler Temp._____°C Corrected Cooler Temp._____°C

IR GUN #IR-15 (CF +0.2°C) Observed Cooler Temp._____°C Corrected Cooler Temp._____°C

2. Were tamper/custody seals on the outside of the cooler(s)? If Yes Quantity 100	(Yes)	No
-Were the seals on the outside of the cooler(s) signed & dated?	(Yes)	No NA
-Were tamper/custody seals on the bottle(s) or bottle kits (LLHg/MeHg)?	Yes	(No)
-Were tamper/custody seals intact and uncompromised?	(Yes)	No NA
3. Shippers' packing slip attached to the cooler(s)?	(Yes)	No
4. Did custody papers accompany the sample(s)?	(Yes)	No
5. Were the custody papers relinquished & signed in the appropriate place?	(Yes)	No
6. Was/were the person(s) who collected the samples clearly identified on the COC?	Yes	(No)
7. Did all bottles arrive in good condition (Unbroken)?	(Yes)	No
8. Could all bottle labels (ID/Date/Time) be reconciled with the COC?	(Yes)	No
9. For each sample, does the COC specify preservatives (Y/N), # of containers (Y/N), and sample type of grab/comp (Y/N)?		
10. Were correct bottle(s) used for the test(s) indicated?	(Yes)	No
11. Sufficient quantity received to perform indicated analyses?	(Yes)	No
12. Are these work share samples and all listed on the COC?	Yes	(No)
If yes, Questions 13-17 have been checked at the originating laboratory.		
13. Were all preserved sample(s) at the correct pH upon receipt?	(Yes)	No NA pH Strip Lot# **HC157842**
14. Were VOAs on the COC?	Yes	(No)
15. Were air bubbles >6 mm in any VOA vials? ● ← Larger than this.	Yes	No (NA)
16. Was a VOA trip blank present in the cooler(s)? Trip Blank Lot #_____	Yes	(No)
17. Was a LL Hg or Me Hg trip blank present? _____	Yes	(No)

Tests that are not checked for pH by Receiving:

VOAs
Oil and Grease
TOC

Contacted PM _____ Date _____ by _____ via Verbal Voice Mail Other

Concerning _____

18. CHAIN OF CUSTODY & SAMPLE DISCREPANCIES ☐ additional next page

Samples processed by:

_____

_____

_____

_____

19. SAMPLE CONDITION

Sample(s) _____ were received after the recommended holding time had expired.

Sample(s) _____ were received in a broken container.

Sample(s) _____ were received with bubble >6 mm in diameter. (Notify PM)

20. SAMPLE PRESERVATION

Sample(s) _____ were further preserved in the laboratory.

Time preserved: _____ Preservative(s) added/Lot number(s): _____

VOA Sample Preservation - Date/Time VOAs Frozen: _____

Login # : _____

Eurofins TestAmerica Canton Sample Receipt Multiple Cooler Form				
Cooler Description (Circle)	IR Gun # (Circle)	Observed Temp °C	Corrected Temp °C	Coolant (Circle)
TA Client Box Other	IR-14 IR-15	0.3	0.4	Wet Ice Blue Ice Dry Ice Water None
TA Client Box Other	IR-14 IR-15	0.9	1.0	Wet Ice Blue Ice Dry Ice Water None
TA Client Box Other	IR-14 IR-15	2.3	2.4	Wet Ice Blue Ice Dry Ice Water None
TA Client Box Other	IR-14 IR-15	1.7	1.8	Wet Ice Blue Ice Dry Ice Water None
TA Client Box Other	IR-14 IR-15	2.3	2.4	Wet Ice Blue Ice Dry Ice Water None
TA Client Box Other	IR-14 IR-15	0.8	0.9	Wet Ice Blue Ice Dry Ice Water None
TA Client Box Other	IR-14 IR-15	0.5	0.6	Wet Ice Blue Ice Dry Ice Water None
TA Client Box Other	IR-14 IR-15	3.2	3.3	Wet Ice Blue Ice Dry Ice Water None
TA Client Box Other	IR-14 IR-15	1.4	1.5	Wet Ice Blue Ice Dry Ice Water None
TA Client Box Other	IR-14 IR-15	1.4	1.5	Wet Ice Blue Ice Dry Ice Water None
TA Client Box Other	IR-14 IR-15	2.0	2.1	Wet Ice Blue Ice Dry Ice Water None
TA Client Box Other	IR-14 IR-15	2.3	2.4	Wet Ice Blue Ice Dry Ice Water None
TA Client Box Other	IR-14 IR-15	5.0	5.1	Wet Ice Blue Ice Dry Ice Water None
TA Client Box Other	IR-14 IR-15	1.3	1.4	Wet Ice Blue Ice Dry Ice Water None
TA Client Box Other	IR-14 IR-15	4.2	4.3	Wet Ice Blue Ice Dry Ice Water None
TA Client Box Other	IR-14 IR-15			Wet Ice Blue Ice Dry Ice Water None
TA Client Box Other	IR-14 IR-15			Wet Ice Blue Ice Dry Ice Water None
TA Client Box Other	IR-14 IR-15			Wet Ice Blue Ice Dry Ice Water None
TA Client Box Other	IR-14 IR-15			Wet Ice Blue Ice Dry Ice Water None
TA Client Box Other	IR-14 IR-15			Wet Ice Blue Ice Dry Ice Water None
TA Client Box Other	IR-14 IR-15			Wet Ice Blue Ice Dry Ice Water None
TA Client Box Other	IR-14 IR-15			Wet Ice Blue Ice Dry Ice Water None
TA Client Box Other	IR-14 IR-15			Wet Ice Blue Ice Dry Ice Water None
TA Client Box Other	IR-14 IR-15			Wet Ice Blue Ice Dry Ice Water None
TA Client Box Other	IR-14 IR-15			Wet Ice Blue Ice Dry Ice Water None
TA Client Box Other	IR-14 IR-15			Wet Ice Blue Ice Dry Ice Water None
TA Client Box Other	IR-14 IR-15			Wet Ice Blue Ice Dry Ice Water None
TA Client Box Other	IR-14 IR-15			Wet Ice Blue Ice Dry Ice Water None
TA Client Box Other	IR-14 IR-15			Wet Ice Blue Ice Dry Ice Water None
TA Client Box Other	IR-14 IR-15			Wet Ice Blue Ice Dry Ice Water None
TA Client Box Other	IR-14 IR-15			Wet Ice Blue Ice Dry Ice Water None
TA Client Box Other	IR-14 IR-15			Wet Ice Blue Ice Dry Ice Water None
TA Client Box Other	IR-14 IR-15			Wet Ice Blue Ice Dry Ice Water None
TA Client Box Other	IR-14 IR-15			Wet Ice Blue Ice Dry Ice Water None
TA Client Box Other	IR-14 IR-15			Wet Ice Blue Ice Dry Ice Water None
TA Client Box Other	IR-14 IR-15			Wet Ice Blue Ice Dry Ice Water None
TA Client Box Other	IR-14 IR-15			Wet Ice Blue Ice Dry Ice Water None
TA Client Box Other	IR-14 IR-15			Wet Ice Blue Ice Dry Ice Water None
☐ See Temperature Excursion Form				

WI-NC-099 Cooler Receipt Form Page 2 – Multiple Coolers

Login Container Summary Report

Temperature readings: _____

Client Sample ID	Lab ID	Container Type	Container pH	Container Temp	Preservative Added (mls)	Lot #
1103221NMW-22	240-159519-A-1	Plastic 250ml - with Sulfuric Acid	<2			
1103221NMW-22	240-159519-B-1	Plastic 500ml - with Sulfuric Acid	<2			
1103221NMW-22	240-159519-C-1	Plastic 500ml - with Nitric Acid	<2			
1103221NMW-22	240-159519-D-1	Plastic 500ml - with Nitric Acid	<2			
1103221NMWFGDW2	240-159519-A-2	Plastic 250ml - with Sulfuric Acid	<2			
1103221NMWFGDW2	240-159519-B-2	Plastic 500ml - with Sulfuric Acid	<2			
1103221NMWFGDW2	240-159519-C-2	Plastic 500ml - with Nitric Acid	<2			
1103221NMWFGDW2	240-159519-D-2	Plastic 500ml - with Nitric Acid	<2			
1103221NMW-7	240-159519-A-3	Plastic 250ml - with Sulfuric Acid	<2			
1103221NMW-7	240-159519-B-3	Plastic 500ml - with Sulfuric Acid	<2			
1103221NMW-7	240-159519-C-3	Plastic 500ml - with Nitric Acid	<2			
1103221NMW-7	240-159519-D-3	Plastic 500ml - with Nitric Acid	<2			
1103221NMW-8	240-159519-A-4	Plastic 250ml - with Sulfuric Acid	<2			
1103221NMW-8	240-159519-B-4	Plastic 500ml - with Sulfuric Acid	<2			
1103221NMW-8	240-159519-C-4	Plastic 500ml - with Nitric Acid	<2			
1103221NMW-8	240-159519-D-4	Plastic 500ml - with Nitric Acid	<2			
1103221NMW-10	240-159519-A-5	Plastic 250ml - with Sulfuric Acid	<2			
1103221NMW-10	240-159519-B-5	Plastic 500ml - with Sulfuric Acid	<2			
1103221NMW-10	240-159519-C-5	Plastic 500ml - with Nitric Acid	<2			
1103221NMW-10	240-159519-D-5	Plastic 500ml - with Nitric Acid	<2			
1103221NMW-10	240-159519-A-6	Plastic 250ml - with Sulfuric Acid	<2			
1103221NMW-10	240-159519-B-6	Plastic 500ml - with Sulfuric Acid	<2			
1103221NMW-10	240-159519-C-6	Plastic 500ml - with Nitric Acid	<2			
1103221NMW-10	240-159519-D-6	Plastic 500ml - with Nitric Acid	<2			
1103221NMW-13	240-159519-A-7	Plastic 250ml - with Sulfuric Acid	<2			
1103221NMW-13	240-159519-B-7	Plastic 500ml - with Sulfuric Acid	<2			
1103221NMW-13	240-159519-C-7	Plastic 500ml - with Nitric Acid	<2			
1103221NMW-13	240-159519-D-7	Plastic 500ml - with Nitric Acid	<2			
1103221NMW-14	240-159519-A-8	Plastic 250ml - with Sulfuric Acid	<2			
1103221NMW-14	240-159519-B-8	Plastic 500ml - with Sulfuric Acid	<2			
1103221NMW-14	240-159519-C-8	Plastic 500ml - with Nitric Acid	<2			
1103221NMW-14	240-159519-D-8	Plastic 500ml - with Nitric Acid	<2			
110321 FB FIELD BLANK	240-159519-A-9	Plastic 250ml - with Sulfuric Acid	<2			
110321 FB FIELD BLANK	240-159519-B-9	Plastic 500ml - with Sulfuric Acid	<2			
110321 FB FIELD BLANK	240-159519-C-9	Plastic 500ml - with Nitric Acid	<2			

Client Sample ID	Lab ID	Container Type	Container pH	Container Temp	Preservative Added (mls)	Lot #
110321 FB FIELD BLANK	240-159519-D-9	Plastic 500ml - with Nitric Acid	<2			

Eurofins TestAmerica, Canton
4101 Shuffel Street NW
North Canton, OH 44720
Phone: 330-497-9396 Fax: 330-497-0772

Chain of Custody Record

eurofins | Environment Testing America

MSPS-25A2021-AtBNPDES-F-1-1

Client Information	Sampler	Lab PM: Cisneros, Roxanne	Carrier Tracking No(s):	COC No: 240-87570-30310.1
Client Contact: Rachel Powell	Phone	E-Mail: roxanne.cisneros@Eurofinset.com	State of Origin: VA	Page: Page 1 of 2
Company: Golder Associates Inc.	PWSID:			Job #:

Address: 2108 W Laburnum Ave, Suite 200	Due Date Requested:	
City: Richmond	TAT Requested (days): STANDARD TAT	
State, Zip: VA, 23227	Compliance Project: Δ Yes Δ No	
Phone: (804) 358-7900	PO #: 50153540	
Email: rachel_powell@golder.com	WO #: 2013993621	
Project Name: Mount Storm Power Station	Project #: 24021758	
Site:	SSOW#:	

Level II Data Package
All Samples Received Office
25A2021 GW AtBNPDES
FedEx#: 7750 2637 3461

Sample Identification	Sample Date	Sample Time	Sample Type (C=comp, G=grab)	Matrix (W=water, S=solid, O=waste/oil, BT=Tissue, A=Air)	Field Filtered Sample (Yes or No)	Perform MS/MSD (Yes or No)	350.1 - Distilled Ammonia	200.7 - Chromium	353.2 - N/N	2540C_Calcd, 2540D, 300.0_28D	200.7, 200.8, 245.1						Total Number of containers	Analyzed	pH S.U.	Cond. umhos	Temp °C
			Preservation Code:		X	X	S	D	S	N	D							Special Instructions/Note:				
10 21NMW-22	—	—	—	Water																	
10 21NMWFGDW2	—	—	—	Water																	
10 21NMW-5	—	—	—	Water																	
~~10~~ 11/02 21NMW-6R	11/02/21	1710	G	Water	X		X	X	X	X	X							1704	6.57	548	5.6
10 21NMW-7	—	—	—	Water																	
10 21NMW-8	—	—	—	Water																	
10 21NMW-10	—	—	—	Water																	
~~10~~ 11/02 21NMW-12R	11/02/21	1530	G	Water	X		X	X	X	X	X							1526	4.34	75.8	6.8
10 21NMW-13	—	—	—	Water																	
10 21NMW-14	—	—	—	Water																	
~~10~~ 11/02 21NMWFGDW3	11/02/21	1350	G	Water	X		X	X	X	X	X							1347	4.39	91.4	6.3

240-159529 Chain of Custody

Preservation Codes:

A - HCL	M - Hexane
B - NaOH	N - None
C - Zn Acetate	O - AsNaO2
D - Nitric Acid	P - Na2O4S
E - NaHSO4	Q - Na2SO3
F - MeOH	R - Na2S2O3
G - Amchlor	S - H2SO4
H - Ascorbic Acid	T - TSP Dodecahydrate
I - Ice	U - Acetone
J - DI Water	V - MCAA
K - EDTA	W - pH 4-5
L - EDA	Z - other (specify)

Other:

Possible Hazard Identification
☒ Non-Hazard ☐ Flammable ☐ Skin Irritant ☐ Poison B ☐ Unknown ☐ Radiological

Sample Disposal (A fee may be assessed if samples are retained longer than 1 month)
☐ Return To Client ☒ Disposal By Lab ☐ Archive For _____ Months

Deliverable Requested: I, II, III, IV, Other (specify)

Special Instructions/QC Requirements:

Empty Kit Relinquished by:	Date:	Time:	Method of Shipment:

	Relinquished by	Date/Time	Company	Received by	Date/Time	Company
	[signature]	11/03/21 @	Golder	[signature]	11/3/21 1000	CTS
	Relinquished by:	Date/Time:	Company	Received by:	Date/Time:	Company
	Relinquished by:	Date/Time:	Company	Received by:	Date/Time:	Company

Custody Seals Intact: Δ Yes Δ No | Custody Seal No.: | Cooler Temperature(s) °C and Other Remarks:

Eurofins TestAmerica, Canton
4101 Shuffel Street NW
North Canton, OH 44720
Phone: 330-497-9396 Fax: 330-497-0772

Chain of Custody Record

eurofins | Environment Testing America

Client Information	Sampler:	Lab PM: Cisneros, Roxanne	Carrier Tracking No(s):	COC No: 240-87570-30310.2
Client Contact: Rachel Powell	Phone:	E-Mail: roxanne.cisneros@Eurofinset.com	State of Origin: VA	Page: Page 2 of 2
Company: Golder Associates Inc.	PWSID:			Job #:
Address: 2108 W Laburnum Ave, Suite 200	Due Date Requested:			
City: Richmond	TAT Requested (days): STANDARD TAT			
State, Zip: VA, 23227	Compliance Project: Δ Yes Δ No			
Phone: (804) 358-7900	PO #: 50153540			
Email: rachel_powell@golder.com	WO #: 2013993621			
Project Name: Mount Storm Power Station	Project #: 24021758			
Site:	SSOW#:			

Level II Data Package
All samples Preserved on ice
2SA2021GW A+BNPDES
FedEx #: 7750 2687 5365

Analysis Requested

Preservation Codes:
A - HCL; B - NaOH; C - Zn Acetate; D - Nitric Acid; E - NaHSO4; F - MeOH; G - Amchlor; H - Ascorbic Acid; I - Ice; J - DI Water; K - EDTA; L - EDA; M - Hexane; N - None; O - AsNaO2; P - Na2O4S; Q - Na2SO3; R - Na2S2O3; S - H2SO4; T - TSP Dodecahydrate; U - Acetone; V - MCAA; W - pH 4-5; Z - other (specify)
Other:

Sample Identification	Sample Date	Sample Time	Sample Type (C=comp, G=grab)	Matrix (W=water, S=solid, O=waste/oil, BT=Tissue, A=Air)	Field Filtered Sample (Yes or No)	Perform MS/MSD (Yes or No)	350.1 - Distilled Ammonia	200.7 - Chromium	353.2 - N/N	2540C_Calcd, 2540D, 300.0_28D	200.7, 200.8, 245.1	Total Number of containers	Analyzed	pH S.U	(Cond) us/cm	Temp °C	Special Instructions/Note:
			Preservation Code:				S	D	S	N	D						
~~10~~ 11021NMWFGDW4	11/02/21	1240	G	Water	X		X	X	X	X	X		1237	4.29	84.5	6.7	
~~10~~ 11021NMWFGDW5	11/02/21	0940	G	Water	X	X	X	X	X	X	X		0914	4.61	4220	7.3	
~~10~~ 11021NMWFGDW6	11/02/21	1115	G	Water	X		X	X	X	X	X		1112	5.80	2505	7.1	
~~10 11021FBField Blank~~	—	—	—	Water													
10 11021FDDuplicate	11/02/21	1410	G	Water	X		X	X	X	X	X						
10 11021MSMatrixSpike	11/02/21	0940	G	Water	X		X	X	X	X	X						
10 11021MSDMatrixSpikeDup	11/02/21	0940	G	Water	X		X	X	X	X	X						
				Water													

Possible Hazard Identification
☒ Non-Hazard ☐ Flammable ☐ Skin Irritant ☐ Poison B ☐ Unknown ☐ Radiological

Sample Disposal (A fee may be assessed if samples are retained longer than 1 month)
☐ Return To Client ☒ Disposal By Lab ☐ Archive For _____ Months

Deliverable Requested: I, II, III, IV, Other (specify)

Special Instructions/QC Requirements:

Empty Kit Relinquished by:	Date:	Time:	Method of Shipment:

Relinquished by:	Date/Time:	Company	Received by:	Date/Time:	Company
	11/03/21 0	Golder		11/5/21 1000	EDF
Relinquished by:	Date/Time:	Company	Received by:	Date/Time:	Company
Relinquished by:	Date/Time:	Company	Received by:	Date/Time:	Company

Custody Seals Intact: Δ Yes Δ No	Custody Seal No.:	Cooler Temperature(s) °C and Other Remarks:

MSPS-2SA2021-A+BNPDES-F-1-1

Ver: 06/08/2021

Eurofins TestAmerica Canton Sample Receipt Form/Narrative **Login # :** _____
Canton Facility

Client Baker Site Name _____ Cooler unpacked by: Adam Forrest

Cooler Received on 11-5-21 Opened on 11-6-21

FedEx: 1st Grd (Exp) UPS FAS Clipper Client Drop Off TestAmerica Courier Other

Receipt After-hours: Drop-off Date/Time _____ Storage Location _____

TestAmerica Cooler # TA Foam Box Client Cooler Box Other _____

Packing material used: (Bubble Wrap) Foam Plastic Bag None Other _____

COOLANT: (Wet Ice) Blue Ice Dry Ice Water None

1. Cooler temperature upon receipt [X] See Multiple Cooler Form
   IR GUN# IR-14 (CF +0.1 °C) Observed Cooler Temp._____°C Corrected Cooler Temp._____°C
   IR GUN #IR-15 (CF +0.2°C) Observed Cooler Temp._____°C Corrected Cooler Temp._____°C
2. Were tamper/custody seals on the outside of the cooler(s)? If Yes Quantity 100 (Yes) No
   -Were the seals on the outside of the cooler(s) signed & dated? (Yes) No NA
   -Were tamper/custody seals on the bottle(s) or bottle kits (LLHg/MeHg)? Yes (No)
   -Were tamper/custody seals intact and uncompromised? (Yes) No NA
3. Shippers' packing slip attached to the cooler(s)? (Yes) No
4. Did custody papers accompany the sample(s)? (Yes) No
5. Were the custody papers relinquished & signed in the appropriate place? (Yes) No
6. Was/were the person(s) who collected the samples clearly identified on the COC? Yes (No)
7. Did all bottles arrive in good condition (Unbroken)? (Yes) No
8. Could all bottle labels (ID/Date/Time) be reconciled with the COC? (Yes) No
9. For each sample, does the COC specify preservatives (Y/N), # of containers (Y/N), and sample type of grab/comp(Y/N)?
10. Were correct bottle(s) used for the test(s) indicated? (Yes) No
11. Sufficient quantity received to perform indicated analyses? (Yes) No
12. Are these work share samples and all listed on the COC? Yes (No)
    If yes, Questions 13-17 have been checked at the originating laboratory.
13. Were all preserved sample(s) at the correct pH upon receipt? (Yes) No NA pH Strip Lot# **HC157842**
14. Were VOAs on the COC? Yes (No)
15. Were air bubbles >6 mm in any VOA vials? ● ⬅ Larger than this. Yes No (NA)
16. Was a VOA trip blank present in the cooler(s)? Trip Blank Lot #_____ Yes (No)
17. Was a LL Hg or Me Hg trip blank present? _____ Yes (No)

Tests that are not checked for pH by Receiving:
VOAs
Oil and Grease
TOC

Contacted PM _____ Date _____ by _____ via Verbal Voice Mail Other

Concerning _____

18. CHAIN OF CUSTODY & SAMPLE DISCREPANCIES ☐ additional next page

Samples processed by:

_____

_____

_____

_____

19. SAMPLE CONDITION

Sample(s) _____ were received after the recommended holding time had expired.
Sample(s) _____ were received in a broken container.
Sample(s) _____ were received with bubble >6 mm in diameter. (Notify PM)

20. SAMPLE PRESERVATION

Sample(s) _____ were further preserved in the laboratory.
Time preserved: _____ Preservative(s) added/Lot number(s):_____

VOA Sample Preservation - Date/Time VOAs Frozen: _____

Login # : _____

Eurofins TestAmerica Canton Sample Receipt Multiple Cooler Form				
Cooler Description (Circle)	IR Gun # (Circle)	Observed Temp °C	Corrected Temp °C	Coolant (Circle)
TA Client Box Other	IR-14 IR-15	0-3	0-4	Wet Ice Blue Ice Dry Ice Water None
TA Client Box Other	IR-14 IR-15	0-9	1-0	Wet Ice Blue Ice Dry Ice Water None
TA Client Box Other	IR-14 IR-15	2.3	2-4	Wet Ice Blue Ice Dry Ice Water None
TA Client Box Other	IR-14 IR-15	1-7	1-8	Wet Ice Blue Ice Dry Ice Water None
TA Client Box Other	IR-14 IR-15	2-3	2-4	Wet Ice Blue Ice Dry Ice Water None
TA Client Box Other	IR-14 IR-15	0-8	0-9	Wet Ice Blue Ice Dry Ice Water None
TA Client Box Other	IR-14 IR-15	0.5	0.6	Wet Ice Blue Ice Dry Ice Water None
TA Client Box Other	IR-14 IR-15	3.2	3.3	Wet Ice Blue Ice Dry Ice Water None
TA Client Box Other	IR-14 IR-15	1.4	1.5	Wet Ice Blue Ice Dry Ice Water None
TA Client Box Other	IR-14 IR-15	1.4	1.5	Wet Ice Blue Ice Dry Ice Water None
TA Client Box Other	IR-14 IR-15	2.0	2.1	Wet Ice Blue Ice Dry Ice Water None
TA Client Box Other	IR-14 IR-15	2.3	2.4	Wet Ice Blue Ice Dry Ice Water None
TA Client Box Other	IR-14 IR-15	5.0	5.1	Wet Ice Blue Ice Dry Ice Water None
TA Client Box Other	IR-14 IR-15	1.3	1.4	Wet Ice Blue Ice Dry Ice Water None
TA Client Box Other	IR-14 IR-15	4.2	4.3	Wet Ice Blue Ice Dry Ice Water None
TA Client Box Other	IR-14 IR-15			Wet Ice Blue Ice Dry Ice Water None
TA Client Box Other	IR-14 IR-15			Wet Ice Blue Ice Dry Ice Water None
TA Client Box Other	IR-14 IR-15			Wet Ice Blue Ice Dry Ice Water None
TA Client Box Other	IR-14 IR-15			Wet Ice Blue Ice Dry Ice Water None
TA Client Box Other	IR-14 IR-15			Wet Ice Blue Ice Dry Ice Water None
TA Client Box Other	IR-14 IR-15			Wet Ice Blue Ice Dry Ice Water None
TA Client Box Other	IR-14 IR-15			Wet Ice Blue Ice Dry Ice Water None
TA Client Box Other	IR-14 IR-15			Wet Ice Blue Ice Dry Ice Water None
TA Client Box Other	IR-14 IR-15			Wet Ice Blue Ice Dry Ice Water None
TA Client Box Other	IR-14 IR-15			Wet Ice Blue Ice Dry Ice Water None
TA Client Box Other	IR-14 IR-15			Wet Ice Blue Ice Dry Ice Water None
TA Client Box Other	IR-14 IR-15			Wet Ice Blue Ice Dry Ice Water None
TA Client Box Other	IR-14 IR-15			Wet Ice Blue Ice Dry Ice Water None
TA Client Box Other	IR-14 IR-15			Wet Ice Blue Ice Dry Ice Water None
TA Client Box Other	IR-14 IR-15			Wet Ice Blue Ice Dry Ice Water None
TA Client Box Other	IR-14 IR-15			Wet Ice Blue Ice Dry Ice Water None
TA Client Box Other	IR-14 IR-15			Wet Ice Blue Ice Dry Ice Water None
TA Client Box Other	IR-14 IR-15			Wet Ice Blue Ice Dry Ice Water None
TA Client Box Other	IR-14 IR-15			Wet Ice Blue Ice Dry Ice Water None
TA Client Box Other	IR-14 IR-15			Wet Ice Blue Ice Dry Ice Water None
TA Client Box Other	IR-14 IR-15			Wet Ice Blue Ice Dry Ice Water None
TA Client Box Other	IR-14 IR-15			Wet Ice Blue Ice Dry Ice Water None
☐ See Temperature Excursion Form				

Login Container Summary Report

Temperature readings: _____

Client Sample ID	Lab ID	Container Type	Container pH	Container Temp	Preservative Added (mls)	Lot #
110221 NMW-6R	240-159529-A-1	Plastic 250ml - with Sulfuric Acid	<2			
110221 NMW-6R	240-159529-B-1	Plastic 500ml - with Sulfuric Acid	<2			
110221 NMW-6R	240-159529-C-1	Plastic 500ml - with Nitric Acid	<2			
110221 NMW-6R	240-159529-D-1	Plastic 500ml - with Nitric Acid	<2			
110221 NMW-12R	240-159529-A-2	Plastic 250ml - with Sulfuric Acid	<2			
110221 NMW-12R	240-159529-B-2	Plastic 500ml - with Sulfuric Acid	<2			
110221 NMW-12R	240-159529-C-2	Plastic 500ml - with Nitric Acid	<2			
110221 NMW-12R	240-159529-D-2	Plastic 500ml - with Nitric Acid	<2			
110221 NMWFGDW3	240-159529-A-3	Plastic 250ml - with Sulfuric Acid	<2			
110221 NMWFGDW3	240-159529-B-3	Plastic 500ml - with Sulfuric Acid	<2			
110221 NMWFGDW3	240-159529-C-3	Plastic 500ml - with Nitric Acid	<2			
110221 NMWFGDW3	240-159529-D-3	Plastic 500ml - with Nitric Acid	<2			
110221 NMWFGDW4	240-159529-A-4	Plastic 250ml - with Sulfuric Acid	<2			
110221 NMWFGDW4	240-159529-B-4	Plastic 500ml - with Sulfuric Acid	<2			
110221 NMWFGDW4	240-159529-C-4	Plastic 500ml - with Nitric Acid	<2			
110221 NMWFGDW4	240-159529-D-4	Plastic 500ml - with Nitric Acid	<2			
110221 NMWFGDW5	240-159529-A-5	Plastic 250ml - with Sulfuric Acid	<2			
110221 NMWFGDW5	240-159529-B-5	Plastic 250ml - with Sulfuric Acid	<2			
110221 NMWFGDW5	240-159529-C-5	Plastic 250ml - with Sulfuric Acid	<2			
110221 NMWFGDW5	240-159529-D-5	Plastic 500ml - with Sulfuric Acid	<2			
110221 NMWFGDW5	240-159529-E-5	Plastic 500ml - with Sulfuric Acid	<2			
110221 NMWFGDW5	240-159529-F-5	Plastic 500ml - with Sulfuric Acid	<2			
110221 NMWFGDW5	240-159529-G-5	Plastic 500ml - with Nitric Acid	<2			
110221 NMWFGDW5	240-159529-H-5	Plastic 500ml - with Nitric Acid	<2			
110221 NMWFGDW5	240-159529-I-5	Plastic 500ml - with Nitric Acid	<2			
110221 NMWFGDW5	240-159529-J-5	Plastic 500ml - with Nitric Acid	<2			
110221 NMWFGDW5	240-159529-K-5	Plastic 500ml - with Nitric Acid	<2			
110221 NMWFGDW5	240-159529-L-5	Plastic 500ml - with Nitric Acid	<2			
110221 NMWFGDW6	240-159529-A-6	Plastic 250ml - with Sulfuric Acid	<2			
110221 NMWFGDW6	240-159529-B-6	Plastic 500ml - with Sulfuric Acid	<2			
110221 NMWFGDW6	240-159529-C-6	Plastic 500ml - with Nitric Acid	<2			
110221 NMWFGDW6	240-159529-D-6	Plastic 500ml - with Nitric Acid	<2			
110221 FD DUPLICATE	240-159529-A-7	Plastic 250ml - with Sulfuric Acid	<2			
110221 FD DUPLICATE	240-159529-B-7	Plastic 500ml - with Sulfuric Acid	<2			
110221 FD DUPLICATE	240-159529-C-7	Plastic 500ml - with Nitric Acid	<2			

Client Sample ID	Lab ID	Container Type	Container pH	Container Temp	Preservative Added (mls)	Lot #
110221 FD DUPLICATE	240-159529-D-7	Plastic 500ml - with Nitric Acid	<2			

Eurofins TestAmerica, Canton
4101 Shuffel Street NW
North Canton, OH 44720
Phone: 330-497-9396 Fax: 330-497-0772

Chain of Custody Record

eurofins | Environment Testing America

MSPS-2SA2021-Phase ACCR-H-1-1

Client Information	Sampler:	Lab PM: Cisneros, Roxanne	Carrier Tracking No(s):	COC No: 240-87572-30312.1
Client Contact: Rachel Powell	Phone:	E-Mail: roxanne.cisneros@Eurofinset.com	State of Origin:	Page: Page 1 of 1
Company: Golder Associates Inc.	PWSID:			Job #:
Address: 2108 W Laburnum Ave, Suite 200	Due Date Requested:			
City: Richmond	TAT Requested (days): STANDARD TAT			
State, Zip: VA, 23227	Compliance Project: Δ Yes Δ No			
Phone: (804) 358-7900	PO #: 50153540			
Email: rachel_powell@golder.com	WO #: 2013993621			
Project Name: Mount Storm Power Station	Project #: 24021758			
Site:	SSOW#:			

Level II Data Package
25H2021EW Phase ACCR
FedEx #: 7750 2657 3215

Analysis Requested

Preservation Codes:

A - HCL, B - NaOH, C - Zn Acetate, D - Nitric Acid, E - NaHSO4, F - MeOH, G - Amchlor, H - Ascorbic Acid, I - Ice, J - DI Water, K - EDTA, L - EDA, M - Hexane, N - None, O - AsNaO2, P - Na2O4S, Q - Na2SO3, R - Na2S2O3, S - H2SO4, T - TSP Dodecahydrate, U - Acetone, V - MCAA, W - pH 4-5, Z - other (specify)

Other:

All Samples Preserved on ice

Sample Identification	Sample Date	Sample Time	Sample Type (C=Comp, G=grab)	Matrix (W=water, S=solid, O=waste/oil, BT=Tissue, A=Air)	Field Filtered Sample (Yes or No)	Perform MS/MSD (Yes or No)	9315_Ra226, 9320_Ra228	2540C_Calcd - TDS	6010C, 6020A, 7470A	9066A_28D - Cl, F, SO4	Total Number of containers	Special Instructions/Note:
Preservation Code:							D	N	D	N		
10 21NMW-22				Water								
10 21NMWFGDW2				Water								
10 21NMW-5				Water								
10 21NMW-8				Water								
10 21NMW-10				Water								
10 21NMWFGDW6	11/02/21	1115	G	Water	X		X	X	X	X		
10 21FBField Blank				Water								
10 21FDDuplicate				Water								
10 21MSMatrixSpike				Water								
10 21MSDMatrixSpikeDup				Water								
				Water								

240-159535 Chain of Custody

Possible Hazard Identification
☒ Non-Hazard ☐ Flammable ☐ Skin Irritant ☐ Poison B ☐ Unknown ☐ Radiological

Sample Disposal (A fee may be assessed if samples are retained longer than 1 month)
☐ Return To Client ☒ Disposal By Lab ☐ Archive For _____ Months

Deliverable Requested: I, II, III, IV, Other (specify)

Special Instructions/QC Requirements:

Empty Kit Relinquished by:	Date:	Time:	Method of Shipment:

	Relinquished by:	Date/Time:	Company	Received by:	Date/Time:	Company
1		11/03/21 0	Golder		11-5-21 1000	ETA
2	Relinquished by:	Date/Time:	Company	Received by:	Date/Time:	Company
3	Relinquished by:	Date/Time:	Company	Received by:	Date/Time:	Company

Custody Seals Intact: Δ Yes Δ No	Custody Seal No.:	Cooler Temperature(s) °C and Other Remarks:

Ver: 06/08/2021

1/4/2022 (Rev. 2)

Eurofins TestAmerica Canton Sample Receipt Form/Narrative **Login # :** 159535
Canton Facility

Client Golder Site Name _____ Cooler unpacked by: Adam Ganey

Cooler Received on 11-5-21 Opened on 11-6-21

FedEx: 1st Grd Exp UPS FAS Clipper Client Drop Off TestAmerica Courier Other _____

Receipt After-hours: Drop-off Date/Time _____ Storage Location _____

TestAmerica Cooler # TA Foam Box Client Cooler Box Other _____

Packing material used: Bubble Wrap Foam Plastic Bag None Other _____

COOLANT: Wet Ice Blue Ice Dry Ice Water None

1. Cooler temperature upon receipt AJe 11-6-21 See Multiple Cooler Form
   IR GUN# IR-14 (CF +0.1 °C) Observed Cooler Temp. 0.9 °C Corrected Cooler Temp. 1.0 °C
   IR GUN #IR-15 (CF +0.2°C) Observed Cooler Temp. _____ °C Corrected Cooler Temp. _____ °C
2. Were tamper/custody seals on the outside of the cooler(s)? If Yes Quantity 1 ea Yes No
   -Were the seals on the outside of the cooler(s) signed & dated? Yes No NA
   -Were tamper/custody seals on the bottle(s) or bottle kits (LLHg/MeHg)? Yes No
   -Were tamper/custody seals intact and uncompromised? Yes No NA
3. Shippers' packing slip attached to the cooler(s)? Yes No
4. Did custody papers accompany the sample(s)? Yes No
5. Were the custody papers relinquished & signed in the appropriate place? Yes No
6. Was/were the person(s) who collected the samples clearly identified on the COC? Yes No
7. Did all bottles arrive in good condition (Unbroken)? Yes No
8. Could all bottle labels (ID/Date/Time) be reconciled with the COC? Yes No
9. For each sample, does the COC specify preservatives (Y/N), # of containers (Y/N), and sample type of grab/comp(Y/N)?
10. Were correct bottle(s) used for the test(s) indicated? Yes No
11. Sufficient quantity received to perform indicated analyses? Yes No
12. Are these work share samples and all listed on the COC? Yes No
    If yes, Questions 13-17 have been checked at the originating laboratory.
13. Were all preserved sample(s) at the correct pH upon receipt? Yes No NA pH Strip Lot# **HC157842**
14. Were VOAs on the COC? Yes No
15. Were air bubbles >6 mm in any VOA vials? ● ⬅ Larger than this. Yes No NA
16. Was a VOA trip blank present in the cooler(s)? Trip Blank Lot # _____ Yes No
17. Was a LL Hg or Me Hg trip blank present? _____ Yes No

Tests that are not checked for pH by Receiving:

VOAs
Oil and Grease
TOC

Contacted PM _____ Date _____ by _____ via Verbal Voice Mail Other

Concerning _____

18. CHAIN OF CUSTODY & SAMPLE DISCREPANCIES ☐ additional next page

Samples processed by:

19. SAMPLE CONDITION

Sample(s) _____ were received after the recommended holding time had expired.

Sample(s) _____ were received in a broken container.

Sample(s) _____ were received with bubble >6 mm in diameter. (Notify PM)

20. SAMPLE PRESERVATION

Sample(s) _____ were further preserved in the laboratory.

Time preserved: _____ Preservative(s) added/Lot number(s): _____

VOA Sample Preservation - Date/Time VOAs Frozen: _____

WI-NC-099

Login Container Summary Report

Temperature readings: _____

Client Sample ID	Lab ID	Container Type	Container pH	Container Temp	Preservative Added (mls)	Lot #
110221NMWFGDW6	240-159535-C-1	Plastic 500ml - with Nitric Acid	<2			
110221NMWFGDW6	240-159535-D-1	Plastic 1 liter - Nitric Acid	<2			
110221NMWFGDW6	240-159535-E-1	Plastic 1 liter - Nitric Acid	<2			

Eurofins TestAmerica, Canton
4101 Shuffel Street NW
North Canton, OH 44720
Phone: 330-497-9396 Fax: 330-497-0772

Chain of Custody Record

eurofins | Environment Testing America

MSPS-2SA2021-Phase ACCR-H-2-1

Client Information	Sampler:	Lab PM: Cisneros, Roxanne	Carrier Tracking No(s):	COC No: 240-87572-30312.1
Client Contact: Rachel Powell	Phone:	E-Mail: roxanne.cisneros@Eurofinset.com	State of Origin:	Page: Page 1 of 1
Company: Golder Associates Inc.	PWSID:			Job #:
Address: 2108 W Laburnum Ave, Suite 200	Due Date Requested:			
City: Richmond	TAT Requested (days): STANDARD TAT			
State, Zip: VA, 23227	Compliance Project: Δ Yes Δ No			
Phone: (804) 358-7900	PO #: 50153540			
Email: rachel_powell@golder.com	WO #: 2013993621			
Project Name: Mount Storm Power Station	Project #: 24021758			
Site:	SSOW#:			

Analysis Requested

Preservation Codes:

A - HCL, B - NaOH, C - Zn Acetate, D - Nitric Acid, E - NaHSO4, F - MeOH, G - Amchlor, H - Ascorbic Acid, I - Ice, J - DI Water, K - EDTA, L - EDA, M - Hexane, N - None, O - AsNaO2, P - Na2O4S, Q - Na2SO3, R - Na2S2O3, S - H2SO4, T - TSP Dodecahydrate, U - Acetone, V - MCAA, W - pH 4-5, Z - other (specify)

Other:

Level II Data Package
2SA2021 EW Phase ACCR
FedEx#: 7750263740 3/7750263698 6 (7752637 1522

All Samples preserved on ice

Sample Identification	Sample Date	Sample Time	Sample Type (C=comp, G=grab)	Matrix (W=water, S=solid, O=waste/oil, BT=Tissue, A=Air)	Field Filtered Sample (Yes or No)	Perform MS/MSD (Yes or No)	9315_Ra226, 9320_Ra228	2540C_Calcd - TDS	6010C, 6020A, 7470A	9056A_28D - Cl, F, SO4	Total Number of containers	Special Instructions/Note:
			Preservation Code:				D	N	D	N		
10 110321NMW-22	11/03/21	~~12~~ 1050	G	Water		X	X	X	X	X		
10 110321NMWFGDW2	11/03/21	1400	G	Water			X	X	X	X		
10 110321NMW-5	11/03/21	1220	G	Water			X	X	X	X		
10 110321NMW-8	11/03/21	1020	G	Water			X	X	X	X		
10 110321NMW-10	11/03/21	1415	G	Water			X	X	X	X		
~~10 110321NMWFGDW6~~ cm				Water								
10 110321FBField Blank	11/03/21	1410	G	Water			X	X	X	X		
10 110321FDDuplicate	11/03/21	1240	G	Water			X	X	X	X		
10 110321MSMatrixSpike	11/03/21	1050	G	Water			X	X	X	X		
10 110321MSDMatrixSpikeDup	11/03/21	1050	G	Water			X	X	X	X		
				Water								

240-159545 Chain of Custody

Possible Hazard Identification
☒ Non-Hazard ☐ Flammable ☐ Skin Irritant ☐ Poison B ☐ Unknown ☐ Radiological

Sample Disposal (A fee may be assessed if samples are retained longer than 1 month)
☐ Return To Client ☒ Disposal By Lab ☐ Archive For _____ Months

Deliverable Requested: I, II, III, IV, Other (specify)

Special Instructions/QC Requirements:

Empty Kit Relinquished by:	Date:	Time:	Method of Shipment:

Relinquished by:	Date/Time:	Company	Received by:	Date/Time:	Company
[signature]	11/04/21 @ 0900	Golder	[signature]	11-5-21 1000	EDA

Custody Seals Intact: Δ Yes Δ No | Custody Seal No.: | Cooler Temperature(s) °C and Other Remarks:

Ver: 06/08/2021

Eurofins TestAmerica Canton Sample Receipt Form/Narrative Login # : 159545
Canton Facility

Client Boeler Site Name _____ Cooler unpacked by: Adam Gemmett

Cooler Received on 11-5-21 Opened on 11-6-21

FedEx: 1st Grd (Exp) UPS FAS Clipper Client Drop Off TestAmerica Courier Other _____

Receipt After-hours: Drop-off Date/Time _____ Storage Location _____

TestAmerica Cooler # TA Foam Box Client Cooler Box Other _____

Packing material used: (Bubble Wrap) Foam Plastic Bag None Other _____

COOLANT: (Wet Ice) Blue Ice Dry Ice Water None

1. Cooler temperature upon receipt ☒ See Multiple Cooler Form

IR GUN# IR-14 (CF +0.1 °C) Observed Cooler Temp._____°C Corrected Cooler Temp._____°C

IR GUN #IR-15 (CF +0.2°C) Observed Cooler Temp._____°C Corrected Cooler Temp._____°C

2. Were tamper/custody seals on the outside of the cooler(s)? If Yes Quantity 100	(Yes)	No
-Were the seals on the outside of the cooler(s) signed & dated?	(Yes)	No NA
-Were tamper/custody seals on the bottle(s) or bottle kits (LLHg/MeHg)?	Yes	(No)
-Were tamper/custody seals intact and uncompromised?	(Yes)	No NA
3. Shippers' packing slip attached to the cooler(s)?	(Yes)	No
4. Did custody papers accompany the sample(s)?	(Yes)	No
5. Were the custody papers relinquished & signed in the appropriate place?	(Yes)	No
6. Was/were the person(s) who collected the samples clearly identified on the COC?	Yes	(No)
7. Did all bottles arrive in good condition (Unbroken)?	(Yes)	No
8. Could all bottle labels (ID/Date/Time) be reconciled with the COC?	(Yes)	No
9. For each sample, does the COC specify preservatives (Y/N), # of containers (Y/N), and sample type of grab/comp(Y/N)?		
10. Were correct bottle(s) used for the test(s) indicated?	(Yes)	No
11. Sufficient quantity received to perform indicated analyses?	(Yes)	No
12. Are these work share samples and all listed on the COC?	Yes	(No)
If yes, Questions 13-17 have been checked at the originating laboratory.		
13. Were all preserved sample(s) at the correct pH upon receipt?	(Yes)	No NA pH Strip Lot# **HC157842**
14. Were VOAs on the COC?	Yes	(No)
15. Were air bubbles >6 mm in any VOA vials? ● ⬅ Larger than this.	Yes	No (NA)
16. Was a VOA trip blank present in the cooler(s)? Trip Blank Lot #_____	Yes	(No)
17. Was a LL Hg or Me Hg trip blank present? _____	Yes	(No)

Tests that are not checked for pH by Receiving:

VOAs
Oil and Grease
TOC

Contacted PM _____ Date _____ by _____ via Verbal Voice Mail Other

Concerning _____

18. CHAIN OF CUSTODY & SAMPLE DISCREPANCIES ☐ additional next page

Samples processed by:

_____

_____

_____

_____

19. SAMPLE CONDITION

Sample(s) _____ were received after the recommended holding time had expired.

Sample(s) _____ were received in a broken container.

Sample(s) _____ were received with bubble >6 mm in diameter. (Notify PM)

20. SAMPLE PRESERVATION

Sample(s) _____ were further preserved in the laboratory.

Time preserved: _____ Preservative(s) added/Lot number(s): _____

VOA Sample Preservation - Date/Time VOAs Frozen: _____

WI-NC-099

Login # : 159545

Eurofins TestAmerica Canton Sample Receipt Multiple Cooler Form

Cooler Description (Circle)	IR Gun # (Circle)	Observed Temp °C	Corrected Temp °C	Coolant (Circle)
TA Client Box Other	IR-14 IR-15	0.3	0.4	Wet Ice Blue Ice Dry Ice Water None
TA Client Box Other	IR-14 IR-15	0.9	1.0	Wet Ice Blue Ice Dry Ice Water None
TA Client Box Other	IR-14 IR-15	2.3	2.4	Wet Ice Blue Ice Dry Ice Water None
TA Client Box Other	IR-14 IR-15	1.7	1.8	Wet Ice Blue Ice Dry Ice Water None
TA Client Box Other	IR-14 IR-15	2.3	2.4	Wet Ice Blue Ice Dry Ice Water None
TA Client Box Other	IR-14 IR-15	0.8	0.9	Wet Ice Blue Ice Dry Ice Water None
TA Client Box Other	IR-14 IR-15	0.5	0.6	Wet Ice Blue Ice Dry Ice Water None
TA Client Box Other	IR-14 IR-15	3.2	3.3	Wet Ice Blue Ice Dry Ice Water None
TA Client Box Other	IR-14 IR-15	1.4	1.5	Wet Ice Blue Ice Dry Ice Water None
TA Client Box Other	IR-14 IR-15	1.4	1.5	Wet Ice Blue Ice Dry Ice Water None
TA Client Box Other	IR-14 IR-15	2.0	2.1	Wet Ice Blue Ice Dry Ice Water None
TA Client Box Other	IR-14 IR-15	2.3	2.4	Wet Ice Blue Ice Dry Ice Water None
TA Client Box Other	IR-14 IR-15	5.0	5.1	Wet Ice Blue Ice Dry Ice Water None
TA Client Box Other	IR-14 IR-15	1.3	1.4	Wet Ice Blue Ice Dry Ice Water None
TA Client Box Other	IR-14 IR-15	4.2	4.3	Wet Ice Blue Ice Dry Ice Water None
TA Client Box Other	IR-14 IR-15			Wet Ice Blue Ice Dry Ice Water None
TA Client Box Other	IR-14 IR-15			Wet Ice Blue Ice Dry Ice Water None
TA Client Box Other	IR-14 IR-15			Wet Ice Blue Ice Dry Ice Water None
TA Client Box Other	IR-14 IR-15			Wet Ice Blue Ice Dry Ice Water None
TA Client Box Other	IR-14 IR-15			Wet Ice Blue Ice Dry Ice Water None
TA Client Box Other	IR-14 IR-15			Wet Ice Blue Ice Dry Ice Water None
TA Client Box Other	IR-14 IR-15			Wet Ice Blue Ice Dry Ice Water None
TA Client Box Other	IR-14 IR-15			Wet Ice Blue Ice Dry Ice Water None
TA Client Box Other	IR-14 IR-15			Wet Ice Blue Ice Dry Ice Water None
TA Client Box Other	IR-14 IR-15			Wet Ice Blue Ice Dry Ice Water None
TA Client Box Other	IR-14 IR-15			Wet Ice Blue Ice Dry Ice Water None
TA Client Box Other	IR-14 IR-15			Wet Ice Blue Ice Dry Ice Water None
TA Client Box Other	IR-14 IR-15			Wet Ice Blue Ice Dry Ice Water None
TA Client Box Other	IR-14 IR-15			Wet Ice Blue Ice Dry Ice Water None
TA Client Box Other	IR-14 IR-15			Wet Ice Blue Ice Dry Ice Water None
TA Client Box Other	IR-14 IR-15			Wet Ice Blue Ice Dry Ice Water None
TA Client Box Other	IR-14 IR-15			Wet Ice Blue Ice Dry Ice Water None
TA Client Box Other	IR-14 IR-15			Wet Ice Blue Ice Dry Ice Water None
TA Client Box Other	IR-14 IR-15			Wet Ice Blue Ice Dry Ice Water None
TA Client Box Other	IR-14 IR-15			Wet Ice Blue Ice Dry Ice Water None
TA Client Box Other	IR-14 IR-15			Wet Ice Blue Ice Dry Ice Water None
TA Client Box Other	IR-14 IR-15			Wet Ice Blue Ice Dry Ice Water None
TA Client Box Other	IR-14 IR-15			Wet Ice Blue Ice Dry Ice Water None
TA Client Box Other	IR-14 IR-15			Wet Ice Blue Ice Dry Ice Water None

☐ See Temperature Excursion Form

WI-NC-099 Cooler Receipt Form Page 2 – Multiple Coolers

Lift Using This Tag

Part # 159470-434 MTW EXP 08/22

urofins | Environment Testing TestAmerica

ORIGIN ID:PHDA (330) 312-0176
EUROFINS TESTAMERICA CANTON
4101 SHUFFEL STREET NW
NORTH CANTON, OH 447206900
UNITED STATES US

SHIP DATE: 08NOV21
ACTWGT: 68.90 LB
CAD: 0562057/CAFE3506

BILL THIRD PARTY

TO ENVIRONMENTAL SAMPLE RECEIPT
TESTAMERICA PITTSBURGH
301 ALPHA DRIVE
RIDC PARK
PITTSBURGH PA 15238
(412) 963-7058
DEPT: AL HAIDET

Uncorrected temp 3.6 °C
Thermometer ID
CF 0
Initials MO
PT-WI-SR-001 effective 11/8/18

FedEx Express

2 of 4
MPS# 0263 9148 7506 8740
Mstr# 9148 7506 8730

TUE - 09 NOV 11:30A
PRIORITY OVERNIGHT

0201

65 AGCA

15238
PA-US PIT



Do Not Lift Using This Tag



Part # 159470-434 MTW EXP 08/22

ORIGIN ID:PHDA (330) 312-0176
EUROFINS TESTAMERICA CANTON
4101 SHUFFEL STREET NW
NORTH CANTON, OH 447206900
UNITED STATES US

SHIP DATE: 08NOV21
ACTWGT: 68.90 LB
CAD: 0562057/CAFE3506

BILL THIRD PARTY

TO ENVIRONMENTAL SAMPLE RECEIPT
TESTAMERICA PITTSBURGH
301 ALPHA DRIVE
RIDC PARK
PITTSBURGH PA 15238
(412) 963-7058
DEPT: AL HAIDET

Uncorrected temp 2.6 °C
Thermometer ID 8
CF 0 Initials MD
PT-WI-SR-001 effective 11/8/18

FedEx Express

3 of 4
MPS# 0263 9148 7506 8751
Mstr# 9148 7506 8730
0201

TUE - 09 NOV 11:30A
PRIORITY OVERNIGHT

65 AGCA

15238
PA-US PIT

eurofins | Environment Testing TestAmerica

Part # 159470-434 MTW EXP 08/22

ORIGIN ID:PHDA (330) 312-0176
EUROFINS TESTAMERICA CANTON
4101 SHUFFEL STREET NW
NORTH CANTON, OH 447206900
UNITED STATES US

SHIP DATE: 08NOV21
ACTWGT: 68.90 LB
CAD: 0562057/CAFE3506

BILL THIRD PARTY

TO ENVIRONMENTAL SAMPLE RECEIPT
TESTAMERICA PITTSBURGH
301 ALPHA DRIVE
RIDC PARK
PITTSBURGH PA 15238
(412) 963-7058
DEPT: AL HAIDET

Uncorrected temp 3.8 °C
Thermometer ID 8
CF 0 Initials MS
PT-WI-SR-001 effective 11/8/18

FedEx Express

1 of 4
TRK# 0201 9148 7506 8730
MASTER
65 AGCA

TUE - 09 NOV 11:30A
PRIORITY OVERNIGHT

15238
PA-US PIT



Environment Testing
TestAmerica

Part # 159430-434 MTW EXP 08/22

ORIGIN ID:PHDA (330) 312-0176
EUROFINS TESTAMERICA CANTON
4101 SHUFFEL STREET NW
NORTH CANTON, OH 447206900
UNITED STATES US

SHIP DATE: 08NOV21
ACTWGT: 68.90 LB
CAD: 0562057/CAFE3506

BILL THIRD PARTY

TO ENVIRONMENTAL SAMPLE RECEIPT
TESTAMERICA PITTSBURGH
301 ALPHA DRIVE
RIDC PARK
PITTSBURGH PA 15238
(412) 963-7058
DEPT: AL HAIDET

Uncorrected temp 2.9 °C
Thermometer ID 8
CF 0 Initials MB
PT-WI-SR-001 effective 11/8/18

dEx
xpress

4 of 4
MPS# 0263 9148 7506 8762
Mstr# 9148 7506 8730

TUE - 09 NOV 11:30A
PRIORITY OVERNIGHT

0201

65 AGCA

15238
PA-US PIT



Environment Testing
TestAmerica

Part # 159470-434 MTW EXP 08/22

ORIGIN ID:PHDA (330) 312-0176
EUROFINS TESTAMERICA CANTON
4101 SHUFFEL STREET NW
NORTH CANTON, OH 447206900
UNITED STATES US

SHIP DATE: 08NOV21
ACTWGT: 68.90 LB
CAD: 0562057/CAFE3506

BILL THIRD PARTY

TO ENVIRONMENTAL SAMPLE RECEIPT
TESTAMERICA PITTSBURGH
301 ALPHA DRIVE
RIDC PARK
PITTSBURGH PA 15238
(412) 963-7058
DEPT: AL HAIDET



4 of 4
MPS# 0263 9148 7506 8762
Mstr# 9148 7506 8730

TUE - 09 NOV 11:30A
PRIORITY OVERNIGHT

0201

65 AGCA

15238
PA-US PIT



Thio Tag

Part # 159470-434 MTW EXP 08/22

eurofins | Environment Testing TestAmerica

ORIGIN ID:PHDA (330) 312-0176
EUROFINS TESTAMERICA CANTON
4101 SHUFFEL STREET NW
NORTH CANTON, OH 447206900
UNITED STATES US

SHIP DATE: 08NOV21
ACTWGT: 68.90 LB
CAD: 0562057/CAFE3506

BILL THIRD PARTY

TO ENVIRONMENTAL SAMPLE RECEIPT
TESTAMERICA PITTSBURGH
301 ALPHA DRIVE
RIDC PARK
PITTSBURGH PA 15238
(412) 963-7058
DEPT: AL HAIDET

Uncorrected temp 3.8 °C
Thermometer ID 8
CF 0 Initials MS

PT-WI-SR-001 effective 11/8/18

FedEx Express

1 of 4
TRK# 0201 9148 7506 8730
MASTER
65 AGCA

TUE - 09 NOV 11:30A
PRIORITY OVERNIGHT

15238
PA-US PIT

Do Not Lift Using This Tag



Part # 1594704-434 MTW EXP 08/22

ORIGIN ID:PHDA (330) 312-0176
EUROFINS TESTAMERICA CANTON
4101 SHUFFEL STREET NW
NORTH CANTON, OH 447206900
UNITED STATES US

SHIP DATE: 08NOV21
ACTWGT: 68.90 LB
CAD: 0562057/CAFE3506
BILL THIRD PARTY

TO **ENVIRONMENTAL SAMPLE RECEIPT**
TESTAMERICA PITTSBURGH
301 ALPHA DRIVE
RIDC PARK
PITTSBURGH PA 15238
(412) 963-7058
DEPT: AL HAIDET

Uncorrected temp 2.6 °C
Thermometer ID 8
CF 0 Initials MD
PT-WI-SR-001 effective 11/8/18

FedEx Express

3 of 4
MPS# 0263 9148 7506 8751
Mstr# 9148 7506 8730

TUE – 09 NOV 11:30A
PRIORITY OVERNIGHT

0201

65 AGCA

15238
PA-US PIT

Do Not Lift Using This Tag

Part # 159470-434 MTW EXP 08/22

eurofins | Environment Testing TestAmerica

ORIGIN ID:PHDA (330) 312-0176
EUROFINS TESTAMERICA CANTON
4101 SHUFFEL STREET NW
NORTH CANTON, OH 447206900
UNITED STATES US

SHIP DATE: 08NOV21
ACTWGT: 68.90 LB
CAD: 0562057/CAFE3506

BILL THIRD PARTY

TO ENVIRONMENTAL SAMPLE RECEIPT
TESTAMERICA PITTSBURGH
301 ALPHA DRIVE
RIDC PARK
PITTSBURGH PA 15238
(412) 963-7058
DEPT: AL HAIDET

Uncorrected temp 2.6 °C
Thermometer ID R
CF 0 Initials MO
PT-WI-SR-001 effective 11/8/18

FedEx Express

2 of 4
MPS# 0263 9148 7506 8740
Mstr# 9148 7506 8730 0201

TUE – 09 NOV 11:30A
PRIORITY OVERNIGHT

65 AGCA

15238
PA-US PIT

1/4/2022 (Rev. 2)

240-159545 Waybill

Do Not Lift Using This Tag

Part # 159470-434 MTW EXP 08/22

eurofins | Environment Testing TestAmerica

ORIGIN ID:PHDA (330) 312-0176
EUROFINS TESTAMERICA CANTON
4101 SHUFFEL STREET NW
NORTH CANTON, OH 447206900
UNITED STATES US

SHIP DATE: 08NOV21
ACTWGT: 68.90 LB
CAD: 0562057/CAFE3506

BILL THIRD PARTY

TO ENVIRONMENTAL SAMPLE RECEIPT
TESTAMERICA PITTSBURGH
301 ALPHA DRIVE
RIDC PARK
PITTSBURGH PA 15238
(412) 963-7058
DEPT: AL HAIDET

Uncorrected temp 2.6 °C
Thermometer ID P
CF 0 Initials MO
PT-WI-SR-001 effective 11/8/18

FedEx Express

2 of 4
MPS# 0263 9148 7506 8740
Mstr# 9148 7506 8730

TUE - 09 NOV 11:30A
PRIORITY OVERNIGHT

0201

65 AGCA

15238
PA-US PIT



Environment Testing
TestAmerica

Part # 159470-434 MTW EXP 08/22

ORIGIN ID:PHDA (330) 312-0176
EUROFINS TESTAMERICA CANTON
4101 SHUFFEL STREET NW
NORTH CANTON, OH 447206900
UNITED STATES US

SHIP DATE: 08NOV21
ACTWGT: 68.90 LB
CAD: 0562057/CAFE3506

BILL THIRD PARTY

TO ENVIRONMENTAL SAMPLE RECEIPT
TESTAMERICA PITTSBURGH
301 ALPHA DRIVE
RIDC PARK
PITTSBURGH PA 15238
(412) 963-7058
DEPT: AL HAIDET

Uncorrected temp 2.9 °C
Thermometer ID 8
CF 6 Initials MG

PT-WI-SR-001 effective 11/8/18

dEx
xpress

4 of 4
MPS# 0263 9148 7506 8762
Mstr# 9148 7506 8730

TUE - 09 NOV 11:30A
PRIORITY OVERNIGHT

0201

65 AGCA

15238
PA-US PIT

1/4/2022 (Rev. 2)

Do Not Lift Using This Tag



Part # 159470-434 MTW EXP 08/22

ORIGIN ID:PHDA (330) 312-0176
EUROFINS TESTAMERICA CANTON
4101 SHUFFEL STREET NW
NORTH CANTON, OH 447206900
UNITED STATES US

SHIP DATE: 08NOV21
ACTWGT: 68.90 LB
CAD: 0562057/CAFE3506

BILL THIRD PARTY

TO ENVIRONMENTAL SAMPLE RECEIPT
TESTAMERICA PITTSBURGH
301 ALPHA DRIVE
RIDC PARK
PITTSBURGH PA 15238
(412) 963-7058
DEPT: AL HAIDET

Uncorrected temp 2.6 °C
Thermometer ID 8
CF 0 Initials MD
PT-WI-SR-001 effective 11/8/18

FedEx Express

3 of 4
MPS# 0263 9148 7506 8751
Mstr# 9148 7506 8730

TUE - 09 NOV 11:30A
PRIORITY OVERNIGHT

0201

65 AGCA

15238
PA-US PIT

...Using This Tag

Part # 159470-434 MTW EXP 08/22

eurofins | Environment Testing TestAmerica

ORIGIN ID:PHDA (330) 312-0176
EUROFINS TESTAMERICA CANTON
4101 SHUFFEL STREET NW
NORTH CANTON, OH 447206900
UNITED STATES US

SHIP DATE: 08NOV21
ACTWGT: 68.90 LB
CAD: 0562057/CAFE3506

BILL THIRD PARTY

TO ENVIRONMENTAL SAMPLE RECEIPT
TESTAMERICA PITTSBURGH
301 ALPHA DRIVE
RIDC PARK
PITTSBURGH PA 15238
(412) 963-7058
DEPT: AL HAIDET

Uncorrected temp 3.8 °C
Thermometer ID 8
CF 0 Initials MS

PT-WI-SR-001 effective 11/8/18

FedEx Express

1 of 4
TRK# 0201 9148 7506 8730
MASTER

TUE - 09 NOV 11:30A
PRIORITY OVERNIGHT

65 AGCA

15238
PA-US PIT

Eurofins TestAmerica, Canton
4101 Shuffel Street NW
North Canton, OH 44720
Phone: 330-497-9396 Fax: 330-497-0772

Chain of Custody Record

eurofins Environment Testing America

Client Information (Sub Contract Lab)	Sampler:	Lab PM: Cisneros, Roxanne	Carrier Tracking No(s):	COC No: 240-145409.1
Client Contact: Shipping/Receiving	Phone:	E-Mail: roxanne.cisneros@Eurofinset.com	State of Origin: West Virginia	Page: Page 1 of 1
Company: TestAmerica Laboratories, Inc.		Accreditations Required (See note): State Program - West Virginia DEP		Job #: 240-159535-1
Address: 13715 Rider Trail North, ,	Due Date Requested: 11/21/2021			
City: Earth City	TAT Requested (days):			
State, Zip: MO, 63045				
Phone: 314-298-8566(Tel) 314-298-8757(Fax)	PO #:			
Email:	WO #:			
Project Name: Mount Storm Power Station	Project #: 24021758			
Site:	SSOW#:			

Analysis Requested

Preservation Codes:

A - HCL M - Hexane
B - NaOH N - None
C - Zn Acetate O - AsNaO2
D - Nitric Acid P - Na2O4S
E - NaHSO4 Q - Na2SO3
F - MeOH R - Na2S2O3
G - Amchlor S - H2SO4
H - Ascorbic Acid T - TSP Dodecahydrate
I - Ice U - Acetone
J - DI Water V - MCAA
K - EDTA W - pH 4-5
L - EDA Z - other (specify)

Other:

Sample Identification - Client ID (Lab ID)	Sample Date	Sample Time	Sample Type (C=comp, G=grab)	Matrix (W=water, S=solid, O=waste/oil, BT=Tissue, A=Air)	Field Filtered Sample (Yes or No)	Perform MS/MSD (Yes or No)	9315_Ra226/PrecSep_21 Standard Target List	9320_Ra228/PrecSep_0 Standard Target List	Ra226_228GFPC_P/ Combined Radium-226 and Radium-228	Total Number of containers	Special Instructions/Note:
			Preservation Code:								
110221NMWFGDW6 (240-159535-1)	11/2/21	11:15 Eastern		Water			X	X	X	2	

Note: Since laboratory accreditations are subject to change, Eurofins TestAmerica places the ownership of method, analyte & accreditation compliance upon out subcontract laboratories. This sample shipment is forwarded under chain-of-custody. If the laboratory does not currently maintain accreditation in the State of Origin listed above for analysis/tests/matrix being analyzed, the samples must be shipped back to the Eurofins TestAmerica laboratory or other instructions will be provided. Any changes to accreditation status should be brought to Eurofins TestAmerica attention immediately. If all requested accreditations are current to date, return the signed Chain of Custody attesting to said complicance to Eurofins TestAmerica.

Possible Hazard Identification	Sample Disposal (A fee may be assessed if samples are retained longer than 1 month)
Unconfirmed	☐ Return To Client ☐ Disposal By Lab ☐ Archive For _____ Months
Deliverable Requested: I, II, III, IV, Other (specify) Primary Deliverable Rank: 2	Special Instructions/QC Requirements:

Empty Kit Relinquished by:	Date:	Time:	Method of Shipment:

	Relinquished by:	Date/Time:	Company	Received by:	Date/Time:	Company
1	[signature]	11-8-21 1225	TA	FEDEX		
2	FED EX			[signature]	NOV 09 2021 09:30	ETA SL
3				Received by: Micha Korrinhizer		

Custody Seals Intact: Δ Yes Δ No	Custody Seal No.:	Cooler Temperature(s) °C and Other Remarks:

Ver: 06/08/2021

Eurofins TestAmerica, Canton
4101 Shuffel Street NW
North Canton, OH 44720
Phone: 330-497-9396 Fax: 330-497-0772

Chain of Custody Record

eurofins | Environment Testing America

Client Information (Sub Contract Lab)	Sampler:	Lab PM: Cisneros, Roxanne	Carrier Tracking No(s):	COC No: 240-145409.1
Client Contact: Shipping/Receiving	Phone:	E-Mail: roxanne.cisneros@Eurofinset.com	State of Origin: West Virginia	Page: Page 1 of 1
Company: TestAmerica Laboratories, Inc.		Accreditations Required (See note): State Program - West Virginia DEP		Job #: 240-159545-1
Address: 13715 Rider Trail North, ,	Due Date Requested: 11/21/2021			
City: Earth City	TAT Requested (days):			
State, Zip: MO, 63045				
Phone: 314-298-8566(Tel) 314-298-8757(Fax)	PO #:			
Email:	WO #:			
Project Name: Mount Storm Power Station	Project #: 24021758			
Site:	SSOW#:			

Analysis Requested

Preservation Codes:

A - HCL, B - NaOH, C - Zn Acetate, D - Nitric Acid, E - NaHSO4, F - MeOH, G - Amchlor, H - Ascorbic Acid, I - Ice, J - DI Water, K - EDTA, L - EDA, M - Hexane, N - None, O - AsNaO2, P - Na2O4S, Q - Na2SO3, R - Na2S2O3, S - H2SO4, T - TSP Dodecahydrate, U - Acetone, V - MCAA, W - pH 4-5, Z - other (specify)

Other:

Sample Identification - Client ID (Lab ID)	Sample Date	Sample Time	Sample Type (C=Comp, G=grab)	Matrix (W=water, S=solid, O=waste/oil, BT=Tissue, A=Air)	Field Filtered Sample (Yes or No)	Perform MS/MSD (Yes or No)	9315_Ra226/PrecSep_21 Standard Target List	9320_Ra228/PrecSep_0 Standard Target List	Ra226_228GFPC_P/ Combined Radium-226 and Radium-228	Total Number of containers	Special Instructions/Note:
			Preservation Code:								
11021NMW-22 (240-159545-1)	11/3/21	10:50 Eastern		Water			X	X	X	6	
11021NMW-22 (240-159545-1MS)	11/3/21	10:50 Eastern	MS	Water			X	X	X	1	
11021NMW-22 (240-159545-1MSD)	11/3/21	10:50 Eastern	MSD	Water			X	X	X	1	
11021NMWFGDW2 (240-159545-2)	11/3/21	14:00 Eastern		Water			X	X	X	2	
11021NMW-5 (240-159545-3)	11/3/21	12:20 Eastern		Water			X	X	X	2	
11021NMW-8 (240-159545-4)	11/3/21	10:20 Eastern		Water			X	X	X	2	
11021NMW-10 (240-159545-5)	11/3/21	14:15 Eastern		Water			X	X	X	2	
11021 FB FIELD BLANK (240-159545-6)	11/3/21	14:10 Eastern		Water			X	X	X	2	
11021 FD DUPLICATE (240-159545-7)	11/3/21	12:40 Eastern		Water			X	X	X	2	

Note: Since laboratory accreditations are subject to change, Eurofins TestAmerica places the ownership of method, analyte & accreditation compliance upon out subcontract laboratories. This sample shipment is forwarded under chain-of-custody. If the laboratory does not currently maintain accreditation in the State of Origin listed above for analysis/tests/matrix being analyzed, the samples must be shipped back to the Eurofins TestAmerica laboratory or other instructions will be provided. Any changes to accreditation status should be brought to Eurofins TestAmerica attention immediately. If all requested accreditations are current to date, return the signed Chain of Custody attesting to said complicance to Eurofins TestAmerica.

Possible Hazard Identification	Sample Disposal (A fee may be assessed if samples are retained longer than 1 month)
Unconfirmed	☐ Return To Client ☐ Disposal By Lab ☐ Archive For ____ Months
Deliverable Requested: I, II, III, IV, Other (specify) Primary Deliverable Rank: 2	Special Instructions/QC Requirements:

Empty Kit Relinquished by:	Date:	Time:	Method of Shipment:

	Relinquished by	Date/Time	Company	Received by	Date/Time	Company
1	[signature]	11-8-21 1225	JTA	FED EX		
2	FED EX			[signature]	NOV 09 2021 09:30	CTA STL
3				Micha Korrinhizer		

Custody Seals Intact: ☐ Yes ☐ No	Custody Seal No.:	Cooler Temperature(s) °C and Other Remarks:

Ver: 06/08/2021

Eurofins TestAmerica, Canton
4101 Shuffel Street NW
North Canton, OH 44720
Phone: 330-497-9396 Fax: 330-497-0772

TDS SAA N254 11BB

Chain of Custody Record

eurofins Environment Testing America

Client Information (Sub Contract Lab)	Sampler:	Lab PM: Cisneros, Roxanne	Carrier Tracking No(s):	COC No: 240-145408.1
Client Contact: Shipping/Receiving	Phone:	E-Mail: roxanne.cisneros@Eurofinset.com	State of Origin: West Virginia	Page: Page 1 of 1
Company: TestAmerica Laboratories, Inc.		Accreditations Required (See note): State Program - West Virginia DEP		Job #: 240-159519-1
Address: 301 Alpha Drive, RIDC Park,	Due Date Requested: 11/21/2021			Preservation Codes: A - HCL M - Hexane B - NaOH N - None
City: Pittsburgh	TAT Requested (days):			
State, Zip: PA, 15238				
Phone: 412-963-7058(Tel) 412-963-2468(Fax)	PO #:			
Email:	WO #:			
Project Name: Mount Storm Power Station	Project #: 24021758			
Site:	SSOW#:			Other:

240-159519 Chain of Custody

Analysis Requested

Sample Identification - Client ID (Lab ID)	Sample Date	Sample Time	Sample Type (C=comp, G=grab)	Matrix (W=water, S=solid, O=waste/oil, BT=Tissue, A=Air)	Field Filtered Sample (Yes or No)	Perform MS/MSD (Yes or No)	350.1/ Distilled Ammonia	2540C_Calcd/ TDS	2540D/ TSS	Total Number of cont	Special Instructions/Note:
			Preservation Code:								
1103221NMW-22 (240-159519-1)	11/3/21	10:50 Eastern		Water			X	X	X	3	
1103221NMWFGDW2 (240-159519-2)	11/3/21	14:00 Eastern		Water			X	X	X	3	
1103221NMW-5 (240-159519-3)	11/3/21	12:20 Eastern		Water			X	X	X	3	
1103221NMW-7 (240-159519-4)	11/3/21	16:20 Eastern		Water			X	X	X	3	
1103221NMW-8 (240-159519-5)	11/3/21	10:20 Eastern		Water			X	X	X	3	
1103221NMW-10 (240-159519-6)	11/3/21	14:15 Eastern		Water			X	X	X	3	
1103221NMW-13 (240-159519-7)	11/3/21	16:45 Eastern		Water			X	X	X	3	
1103221NMW-14 (240-159519-8)	11/3/21	15:30 Eastern		Water			X	X	X	3	
110321 FB FIELD BLANK (240-159519-9)	11/3/21	13:25 Eastern		Water			X	X	X	4	

Note: Since laboratory accreditations are subject to change, Eurofins TestAmerica places the ownership of method, analyte & accreditation compliance upon out subcontract laboratories. This sample shipment is forwarded under chain-of-custody. If the laboratory does not currently maintain accreditation in the State of Origin listed above for analysis/tests/matrix being analyzed, the samples must be shipped back to the Eurofins TestAmerica laboratory or other instructions will be provided. Any changes to accreditation status should be brought to Eurofins TestAmerica attention immediately. If all requested accreditations are current to date, return the signed Chain of Custody attesting to said complicance to Eurofins TestAmerica.

Possible Hazard Identification	*Sample Disposal (A fee may be assessed if samples are retained longer than 1 month)*
Unconfirmed	☐ *Return To Client* ☐ *Disposal By Lab* ☐ *Archive For* _____ *Months*
Deliverable Requested: I, II, III, IV, Other (specify) Primary Deliverable Rank: 2	Special Instructions/QC Requirements:

Empty Kit Relinquished by:	Date:	Time:	Method of Shipment:

	Relinquished by:	Date/Time:	Company	Received by:	Date/Time:	Company
1	[signature]	11-8-21 1122	TA	DW	11-9-21	EurAm
2					10:20	
3						

Custody Seals Intact: Δ Yes Δ No	Custody Seal No.:	Cooler Temperature(s) °C and Other Remarks:

Ver: 06/08/2021

TSS
1BB

Eurofins TestAmerica, Canton
4101 Shuffel Street NW
North Canton, OH 44720
Phone: 330-497-9396 Fax: 330-497-0772

Chain of Custody Record

240-159529 Chain of Custody

Eurofins Environment Testing America

Client Information (Sub Contract Lab)	Sampler:	Lab PM: Cisneros, Roxanne		J8.1
Client Contact: Shipping/Receiving	Phone:	E-Mail: roxanne.cisneros@Eurofinset.com	State of Origin: West Virginia	Page: Page 1 of 1
Company: TestAmerica Laboratories, Inc.		Accreditations Required (See note): State Program - West Virginia DEP		Job #: 240-159529-1
Address: 301 Alpha Drive, RIDC Park,	Due Date Requested: 11/21/2021			
City: Pittsburgh	TAT Requested (days):			
State, Zip: PA, 15238				
Phone: 412-963-7058(Tel) 412-963-2468(Fax)	PO #:			
Email:	WO #:			
Project Name: Mount Storm Power Station	Project #: 24021758			
Site:	SSOW#:			

Analysis Requested

Preservation Codes:

A - HCL	M - Hexane
B - NaOH	N - None
C - Zn Acetate	O - AsNaO2
D - Nitric Acid	P - Na2O4S
E - NaHSO4	Q - Na2SO3
F - MeOH	R - Na2S2O3
G - Amchlor	S - H2SO4
H - Ascorbic Acid	T - TSP Dodecahydrate
I - Ice	U - Acetone
J - DI Water	V - MCAA
K - EDTA	W - pH 4-5
L - EDA	Z - other (specify)

Other:

Sample Identification - Client ID (Lab ID)	Sample Date	Sample Time	Sample Type (C=comp, G=grab)	Matrix (W=water, S=solid, O=waste/oil, BT=Tissue, A=Air)	Field Filtered Sample (Yes or No)	Perform MS/MSD (Yes or No)	350.1/ Distilled Ammonia	2540C_Calcd/ TDS	2540D/ TSS										Total Number of containers	Special Instructions/Note:
			Preservation Code:																	
110221 NMW-6R (240-159529-1)	11/2/21	17:10 Eastern		Water			X	X	X										3	
110221 NMW-12R (240-159529-2)	11/2/21	15:30 Eastern		Water			X	X	X										3	
110221 NMWFGDW3 (240-159529-3)	11/2/21	13:50 Eastern		Water			X	X	X										3	
110221 NMWFGDW4 (240-159529-4)	11/2/21	12:40 Eastern		Water			X	X	X										3	
110221 NMWFGDW5 (240-159529-5)	11/2/21	09:40 Eastern		Water			X	X	X										9	
110221 NMWFGDW6 (240-159529-6)	11/2/21	11:15 Eastern		Water			X	X	X										3	
110221 FD DUPLICATE (240-159529-7)	11/2/21	14:10 Eastern		Water			X	X	X										3	

Note: Since laboratory accreditations are subject to change, Eurofins TestAmerica places the ownership of method, analyte & accreditation compliance upon out subcontract laboratories. This sample shipment is forwarded under chain-of-custody. If the laboratory does not currently maintain accreditation in the State of Origin listed above for analysis/tests/matrix being analyzed, the samples must be shipped back to the Eurofins TestAmerica laboratory or other instructions will be provided. Any changes to accreditation status should be brought to Eurofins TestAmerica attention immediately. If all requested accreditations are current to date, return the signed Chain of Custody attesting to said complicance to Eurofins TestAmerica.

Possible Hazard Identification *Unconfirmed*	***Sample Disposal (A fee may be assessed if samples are retained longer than 1 month)*** ☐ *Return To Client* ☐ *Disposal By Lab* ☐ *Archive For* ____ *Months*
Deliverable Requested: I, II, III, IV, Other (specify) Primary Deliverable Rank: 2	Special Instructions/QC Requirements:
Empty Kit Relinquished by:	Date: Time: Method of Shipment:

Relinquished by: Brandon	Date/Time: 11-8-21 1122	Company TA	Received by: DC Watson	Date/Time: 11-9-21 10:20	Company ESTAT+		
Relinquished by:	Date/Time:	Company	Received by:	Date/Time:	Company		
Relinquished by:	Date/Time:	Company	Received by:	Date/Time:	Company		

Custody Seals Intact: ∆ Yes ∆ No	Custody Seal No.:	Cooler Temperature(s) °C and Other Remarks:

Login Sample Receipt Checklist

Client: Dominion Energy Services, Inc.

Job Number: 240-159519-2
SDG Number: Phase A CCR

Login Number: 159519
List Number: 2
Creator: Watson, Debbie

List Source: Eurofins Northeast, Pittsburgh
List Creation: 11/09/21 07:02 PM

Question	Answer	Comment
Radioactivity wasn't checked or is </= background as measured by a survey meter.	N/A	
The cooler's custody seal, if present, is intact.	True	
Sample custody seals, if present, are intact.	True	
The cooler or samples do not appear to have been compromised or tampered with.	True	
Samples were received on ice.	True	
Cooler Temperature is acceptable.	True	
Cooler Temperature is recorded.	True	
COC is present.	True	
COC is filled out in ink and legible.	True	
COC is filled out with all pertinent information.	True	
Is the Field Sampler's name present on COC?	True	
There are no discrepancies between the containers received and the COC.	N/A	
Samples are received within Holding Time (excluding tests with immediate HTs)	True	
Sample containers have legible labels.	True	
Containers are not broken or leaking.	True	
Sample collection date/times are provided.	True	
Appropriate sample containers are used.	True	
Sample bottles are completely filled.	True	
Sample Preservation Verified.	True	
There is sufficient vol. for all requested analyses, incl. any requested MS/MSDs	True	
Containers requiring zero headspace have no headspace or bubble is <6mm (1/4").	True	
Multiphasic samples are not present.	True	
Samples do not require splitting or compositing.	True	
Residual Chlorine Checked.	N/A	

Login Sample Receipt Checklist

Client: Dominion Energy Services, Inc.

Job Number: 240-159519-2
SDG Number: Phase A CCR

Login Number: 159529
List Number: 2
Creator: Watson, Debbie

List Source: Eurofins Northeast, Pittsburgh
List Creation: 11/09/21 07:02 PM

Question	Answer	Comment
Radioactivity wasn't checked or is </= background as measured by a survey meter.	N/A	
The cooler's custody seal, if present, is intact.	True	
Sample custody seals, if present, are intact.	True	
The cooler or samples do not appear to have been compromised or tampered with.	True	
Samples were received on ice.	True	
Cooler Temperature is acceptable.	True	
Cooler Temperature is recorded.	True	
COC is present.	True	
COC is filled out in ink and legible.	True	
COC is filled out with all pertinent information.	True	
Is the Field Sampler's name present on COC?	N/A	
There are no discrepancies between the containers received and the COC.	True	
Samples are received within Holding Time (excluding tests with immediate HTs)	True	
Sample containers have legible labels.	True	
Containers are not broken or leaking.	True	
Sample collection date/times are provided.	True	
Appropriate sample containers are used.	True	
Sample bottles are completely filled.	True	
Sample Preservation Verified.	True	
There is sufficient vol. for all requested analyses, incl. any requested MS/MSDs	True	
Containers requiring zero headspace have no headspace or bubble is <6mm (1/4").	True	
Multiphasic samples are not present.	True	
Samples do not require splitting or compositing.	True	
Residual Chlorine Checked.	N/A	

Login Sample Receipt Checklist

Client: Dominion Energy Services, Inc.

Job Number: 240-159519-2
SDG Number: Phase A CCR

Login Number: 159529
List Number: 3
Creator: Kovitch, Christina M

List Source: Eurofins Northeast, Pittsburgh
List Creation: 11/16/21 08:06 AM

Question	Answer	Comment
Radioactivity wasn't checked or is </= background as measured by a survey meter.	N/A	
The cooler's custody seal, if present, is intact.	True	
Sample custody seals, if present, are intact.	True	
The cooler or samples do not appear to have been compromised or tampered with.	True	
Samples were received on ice.	True	
Cooler Temperature is acceptable.	True	
Cooler Temperature is recorded.	True	
COC is present.	True	
COC is filled out in ink and legible.	True	
COC is filled out with all pertinent information.	True	
Is the Field Sampler's name present on COC?	True	
There are no discrepancies between the containers received and the COC.	True	
Samples are received within Holding Time (excluding tests with immediate HTs)	True	
Sample containers have legible labels.	True	
Containers are not broken or leaking.	True	
Sample collection date/times are provided.	True	
Appropriate sample containers are used.	True	
Sample bottles are completely filled.	True	
Sample Preservation Verified.	True	
There is sufficient vol. for all requested analyses, incl. any requested MS/MSDs	True	
Containers requiring zero headspace have no headspace or bubble is <6mm (1/4").	True	
Multiphasic samples are not present.	True	
Samples do not require splitting or compositing.	True	
Residual Chlorine Checked.	N/A	

Login Sample Receipt Checklist

Client: Dominion Energy Services, Inc.

Job Number: 240-159519-2
SDG Number: Phase A CCR

Login Number: 159535
List Number: 2
Creator: Korrinhizer, Micha L

List Source: Eurofins TestAmerica, St. Louis
List Creation: 11/10/21 01:01 AM

Question	Answer	Comment
Radioactivity wasn't checked or is </= background as measured by a survey meter.	True	
The cooler's custody seal, if present, is intact.	True	
Sample custody seals, if present, are intact.	True	
The cooler or samples do not appear to have been compromised or tampered with.	True	
Samples were received on ice.	N/A	
Cooler Temperature is acceptable.	True	
Cooler Temperature is recorded.	True	
COC is present.	True	
COC is filled out in ink and legible.	True	
COC is filled out with all pertinent information.	True	
Is the Field Sampler's name present on COC?	True	
There are no discrepancies between the containers received and the COC.	True	
Samples are received within Holding Time (excluding tests with immediate HTs)	True	
Sample containers have legible labels.	True	
Containers are not broken or leaking.	True	
Sample collection date/times are provided.	True	
Appropriate sample containers are used.	True	
Sample bottles are completely filled.	True	
Sample Preservation Verified.	True	
There is sufficient vol. for all requested analyses, incl. any requested MS/MSDs	True	
Containers requiring zero headspace have no headspace or bubble is <6mm (1/4").	True	
Multiphasic samples are not present.	True	
Samples do not require splitting or compositing.	True	
Residual Chlorine Checked.	N/A	

Login Sample Receipt Checklist

Client: Dominion Energy Services, Inc.

Job Number: 240-159519-2
SDG Number: Phase A CCR

Login Number: 159545
List Number: 2
Creator: Korrinhizer, Micha L

List Source: Eurofins TestAmerica, St. Louis
List Creation: 11/10/21 01:01 AM

Question	Answer	Comment
Radioactivity wasn't checked or is </= background as measured by a survey meter.	True	
The cooler's custody seal, if present, is intact.	True	
Sample custody seals, if present, are intact.	True	
The cooler or samples do not appear to have been compromised or tampered with.	True	
Samples were received on ice.	N/A	
Cooler Temperature is acceptable.	True	
Cooler Temperature is recorded.	True	
COC is present.	True	
COC is filled out in ink and legible.	True	
COC is filled out with all pertinent information.	True	
Is the Field Sampler's name present on COC?	True	
There are no discrepancies between the containers received and the COC.	True	
Samples are received within Holding Time (excluding tests with immediate HTs)	True	
Sample containers have legible labels.	True	
Containers are not broken or leaking.	True	
Sample collection date/times are provided.	True	
Appropriate sample containers are used.	True	
Sample bottles are completely filled.	True	
Sample Preservation Verified.	True	
There is sufficient vol. for all requested analyses, incl. any requested MS/MSDs	True	
Containers requiring zero headspace have no headspace or bubble is <6mm (1/4").	True	
Multiphasic samples are not present.	True	
Samples do not require splitting or compositing.	True	
Residual Chlorine Checked.	N/A	

ENVIRONMENTAL® STANDARDS
www.envstd.com

This quality assurance (QA) review is based upon an examination of the data generated from the analyses of the samples collected as part of:

Mount Storm Power Station Groundwater Sampling
Samples Collected between: 11/2/2021 and 11/5/2021

This review was performed with guidance from the associated US EPA data validation guidelines and in accordance with the Quality Assurance Program Plan. These validation guidance documents specifically address analyses performed in accordance with the Contract Laboratory Program (CLP) analytical methods and are not completely applicable to the type of analyses and analytical protocols performed for the US EPA, SW-846, and Standard Methods utilized by the laboratory for these samples. Environmental Standards, Inc. (Environmental Standards) used professional judgment to determine the usability of the analytical results and compliance relative to the US EPA, SW-846, and Standard Methods utilized by the laboratory. This QA review was performed on the data associated with Job Number:

2401595192

The findings offered in this report are based on a review of holding times and preservation, method blank results, field blank results, filter blank results, equipment blank results, tubing blank results, matrix spike/matrix spike duplicate recoveries and precision, laboratory control sample/laboratory control sample duplicate recoveries and precision, laboratory and field duplicate precision, total and dissolved results comparisons, and/or positive results between the method detection limit and quantitation limit.

The following results were qualified based on the data verification effort:

Sample	Location	Sample Type	Method	Anayte	T/D	Result	Qual	Reason Code(s)	MDL	QL	Uncertainty	Unit
110221NMWFGDW6	MWFGDW6	N	SM 2540C	Total Dissolved Solids	N	95	J	H	10	10		mg/L
110221NMWFGDW6	MWFGDW6	N	SW-846 6010D	Boron	T	85	J	RL	57	100		ug/L
110221NMWFGDW6	MWFGDW6	N	SW-846 6020B	Cobalt	T	0.27	J	RL	0.19	1.0		ug/L
110221NMWFGDW6	MWFGDW6	N	SW-846 6020B	Lithium	T	1.9	J	RL	1.7	8.0		ug/L
110321NMW-22	MW-22	N	SW-846 6010D	Boron	T	61	J	RL	57	100		ug/L
110321NMW-22	MW-22	N	SW-846 6020B	Cobalt	T	0.27	J	RL	0.19	1.0		ug/L
110321NMW-22	MW-22	N	SW-846 6020B	Thallium	T	0.71	J	RL	0.20	1.0		ug/L
110321NMW-22	MW-22	N	SW-846 9056A	Chloride	N	0.59	J	RL	0.28	1.0		mg/L
110321NMW-22	MW-22	N	SW-846 9056A	Fluoride	N	0.030	J	RL	0.024	0.050		mg/L
110321NMWFGDW2	MWFGDW2	N	SW-846 6020B	Lithium	T	7.8	J	RL	1.7	8.0		ug/L
110321NMWFGDW2	MWFGDW2	N	SW-846 9056A	Chloride	N	0.64	J	RL	0.28	1.0		mg/L
110321NMW-5	MW-5	N	SW-846 6010D	Boron	T	62	J	RL	57	100		ug/L
110321NMW-5	MW-5	N	SW-846 6020B	Lithium	T	7.9	J	RL	1.7	8.0		ug/L
110321NMW-5	MW-5	N	SW-846 9056A	Fluoride	N	0.038	J	RL	0.024	0.050		mg/L
110321NMW-8	MW-8	N	SW-846 6010D	Boron	T	65	J	RL	57	100		ug/L
110321NMW-8	MW-8	N	SW-846 6020B	Lithium	T	2.7	J	RL	1.7	8.0		ug/L
110321NMW-8	MW-8	N	SW-846 9056A	Fluoride	N	0.030	J	RL	0.024	0.050		mg/L
110321NMW-10	MW-10	N	SW-846 6010D	Boron	T	59	J	RL	57	100		ug/L
110321NMW-10	MW-10	N	SW-846 6020B	Cadmium	T	0.32	J	RL	0.20	1.0		ug/L
110321NMW-10	MW-10	N	SW-846 9056A	Chloride	N	0.52	J	RL	0.28	1.0		mg/L
110321NMW-10	MW-10	N	SW-846 9056A	Fluoride	N	0.032	J	RL	0.024	0.050		mg/L
110321FDDUPLICATE	MW-22	FD	SW-846 6010D	Boron	T	60	J	RL	57	100		ug/L
110321FDDUPLICATE	MW-22	FD	SW-846 9056A	Chloride	N	0.63	J	RL	0.28	1.0		mg/L
110321FDDUPLICATE	MW-22	FD	SW-846 9056A	Fluoride	N	0.033	J	RL	0.024	0.050		mg/L

Data Qualifiers	
U	The analyte was not detected above the level of the reported sample quantitation limit.
J	Quantitation is approximate due to limitations identified during data validation.
J+	The result is an estimated quantity; the result may be biased high.

J-	The result is an estimated quantity; the result may be biased low.
UJ	This analyte was not detected, but the reporting limit may or may not be higher due to a bias identified during data validation.
R	Unreliable positive result; analyte may or may not be present in sample.
Reason Codes and Explanations	
BE	Equipment blank contamination. The result should be considered “not-detected.”
BF	Field blank contamination. The result should be considered “not-detected.”
BL	Laboratory blank contamination. The result should be considered “not-detected.”
FD	Field duplicate imprecision.
FG	Total versus Dissolved Imprecision.
H	Holding time exceeded.
L	LCS and LCSD recoveries outside of acceptance limits
LD	Laboratory duplicate imprecision.
LP	LCS/LCSD imprecision.
M	MS and MSD recoveries outside of acceptance limits
MP	MS/MSD imprecision.
Q	Chemical Preservation issue.
RL	Reported Results between the MDL and RL.
S	Radium-226+228 flagged due to reporting protocol for combined results
T	Temperature preservation issue.
X	Percent solids < 50%.
Y	Chemical yield outside of acceptance limits
ZZ	Other

Facility: Mt. Storm Power Station
SDG: 2401595192

Lab Sample ID	240-159519-1
Sys Sample Code	110321NMW-22
Sample Name	110321NMW-22
Sample Date	11/3/2021 10:50:00 AM
Location	MSPS-BKGD-MW-22 / MW-22
Sample Type	N
Matrix	GW
Parent Sample	

Analytic Method	Chemical Name	CAS Rn	Fraction	Result Unit	Final Result	Final Qual	Reason code	Uncertainty	Final MDL	Final RL	Final QL	Final Detect	Final Report	DF	Basis
SM 2540C	Total Dissolved Solids	TDS	N	mg/L	340				10	10	10	Y	Yes	1	NA

Lab Sample ID	240-159519-2
Sys Sample Code	110321NMWFGDW2
Sample Name	110321NMWFGDW2
Sample Date	11/3/2021 2:00:00 PM
Location	MSPS-BKGD-MWFGDW2 / MWFGDW2
Sample Type	N
Matrix	GW
Parent Sample	

Analytic Method	Chemical Name	CAS Rn	Fraction	Result Unit	Final Result	Final Qual	Reason code	Uncertainty	Final MDL	Final RL	Final QL	Final Detect	Final Report	DF	Basis
SM 2540C	Total Dissolved Solids	TDS	N	mg/L	200				10	10	10	Y	Yes	1	NA

Lab Sample ID	240-159519-3
Sys Sample Code	110321NMW-5
Sample Name	110321NMW-5
Sample Date	11/3/2021 12:20:00 PM
Location	MSPS-LFAB-MW-05 / MW-5
Sample Type	N
Matrix	GW
Parent Sample	

Analytic Method	Chemical Name	CAS Rn	Fraction	Result Unit	Final Result	Final Qual	Reason code	Uncertainty	Final MDL	Final RL	Final QL	Final Detect	Final Report	DF	Basis
SM 2540C	Total Dissolved Solids	TDS	N	mg/L	120				10	10	10	Y	Yes	1	NA

Lab Sample ID	240-159519-5
Sys Sample Code	110321NMW-8
Sample Name	110321NMW-8
Sample Date	11/3/2021 10:20:00 AM
Location	MSPS-LFAB-MW-08 / MW-8
Sample Type	N
Matrix	GW
Parent Sample	

Analytic Method	Chemical Name	CAS Rn	Fraction	Result Unit	Final Result	Final Qual	Reason code	Uncertainty	Final MDL	Final RL	Final QL	Final Detect	Final Report	DF	Basis
SM 2540C	Total Dissolved Solids	TDS	N	mg/L	120				10	10	10	Y	Yes	1	NA

Lab Sample ID	240-159519-6
Sys Sample Code	110321NMW-10
Sample Name	110321NMW-10
Sample Date	11/3/2021 2:15:00 PM
Location	MSPS-LFAB-MW-10 / MW-10
Sample Type	N
Matrix	GW
Parent Sample	

Analytic Method	Chemical Name	CAS Rn	Fraction	Result Unit	Final Result	Final Qual	Reason code	Uncertainty	Final MDL	Final RL	Final QL	Final Detect	Final Report	DF	Basis
SM 2540C	Total Dissolved Solids	TDS	N	mg/L	36				10	10	10	Y	Yes	1	NA

Lab Sample ID	240-159529-6
Sys Sample Code	110221NMWFGDW6
Sample Name	110221NMWFGDW6
Sample Date	11/2/2021 11:15:00 AM
Location	MSPS-LFAB-MWFGDW6 / MWFGDW6
Sample Type	N
Matrix	GW
Parent Sample	

Analytic Method	Chemical Name	CAS Rn	Fraction	Result Unit	Final Result	Final Qual	Reason code	Uncertainty	Final MDL	Final RL	Final QL	Final Detect	Final Report	DF	Basis
SM 2540C	Total Dissolved Solids	TDS	N	mg/L	95	J	H		10	10	10	Y	Yes	1	NA

Lab Sample ID	240-159535-1
Sys Sample Code	110221NMWFGDW6
Sample Name	110221NMWFGDW6
Sample Date	11/2/2021 11:15:00 AM
Location	MSPS-LFAB-MWFGDW6 / MWFGDW6
Sample Type	N
Matrix	GW
Parent Sample	

Analytic Method	Chemical Name	CAS Rn	Fraction	Result Unit	Final Result	Final Qual	Reason code	Uncertainty	Final MDL	Final RL	Final QL	Final Detect	Final Report	DF	Basis
CALC	Radium-226/228	RA226/228	N	pCi/L	1.22			0.647	0	0.890	5.00	Y	Yes	1	NA
SW-846 6010D	Boron	7440-42-8	T	ug/L	85	J	RL		57	57	100	Y	Yes	1	NA
SW-846 6020B	Arsenic	7440-38-2	T	ug/L		U			0.75	0.75	5.0	N	Yes	1	NA
	Barium	7440-39-3	T	ug/L	89				2.2	2.2	5.0	Y	Yes	1	NA
	Beryllium	7440-41-7	T	ug/L		U			0.62	0.62	1.0	N	Yes	1	NA
	Cadmium	7440-43-9	T	ug/L		U			0.20	0.20	1.0	N	Yes	1	NA
	Calcium	7440-70-2	T	ug/L	18000				580	580	1000	Y	Yes	1	NA
	Chromium	7440-47-3	T	ug/L		U			2.5	2.5	5.0	N	Yes	1	NA
	Cobalt	7440-48-4	T	ug/L	0.27	J	RL		0.19	0.19	1.0	Y	Yes	1	NA
	Lead	7439-92-1	T	ug/L		U			0.45	0.45	1.0	N	Yes	1	NA
	Lithium	7439-93-2	T	ug/L	1.9	J	RL		1.7	1.7	8.0	Y	Yes	1	NA
	Selenium	7782-49-2	T	ug/L		U			0.89	0.89	5.0	N	Yes	1	NA
	Thallium	7440-28-0	T	ug/L		U			0.20	0.20	1.0	N	Yes	1	NA
SW-846 9056A	Chloride	16887-00-6	N	mg/L	3.3				0.28	0.28	1.0	Y	Yes	1	NA
	Fluoride	16984-48-8	N	mg/L	0.055				0.024	0.024	0.050	Y	Yes	1	NA
	Sulfate	14808-79-8	N	mg/L	7.5				0.35	0.35	1.0	Y	Yes	1	NA
SW-846 9315	Radium-226	13982-63-3	N	pCi/L	0.131	U		0.226	0	0.392	1.00	N	Yes	1	NA
SW-846 9320	Radium-228	15262-20-1	N	pCi/L	1.09			0.606	0	0.890	1.00	Y	Yes	1	NA

Lab Sample ID	240-159545-1
Sys Sample Code	110321NMW-22
Sample Name	110321NMW-22
Sample Date	11/3/2021 10:50:00 AM
Location	MSPS-BKGD-MW-22 / MW-22
Sample Type	N
Matrix	GW
Parent Sample	

Analytic Method	Chemical Name	CAS Rn	Fraction	Result Unit	Final Result	Final Qual	Reason code	Uncertainty	Final MDL	Final RL	Final QL	Final Detect	Final Report	DF	Basis
CALC	Radium-226/228	RA226/228	N	pCi/L	0.164	U		0.521	0	0.867	5.00	N	Yes	1	NA
SW-846 6010D	Boron	7440-42-8	T	ug/L	61	J	RL		57	57	100	Y	Yes	1	NA
SW-846 6020B	Arsenic	7440-38-2	T	ug/L		U			0.75	0.75	5.0	N	Yes	1	NA
	Barium	7440-39-3	T	ug/L	330				2.2	2.2	5.0	Y	Yes	1	NA
	Beryllium	7440-41-7	T	ug/L		U			0.62	0.62	1.0	N	Yes	1	NA
	Cadmium	7440-43-9	T	ug/L		U			0.20	0.20	1.0	N	Yes	1	NA
	Calcium	7440-70-2	T	ug/L	110000				580	580	1000	Y	Yes	1	NA
	Chromium	7440-47-3	T	ug/L		U			2.5	2.5	5.0	N	Yes	1	NA
	Cobalt	7440-48-4	T	ug/L	0.27	J	RL		0.19	0.19	1.0	Y	Yes	1	NA
	Lead	7439-92-1	T	ug/L		U			0.45	0.45	1.0	N	Yes	1	NA
	Lithium	7439-93-2	T	ug/L	9.0				1.7	1.7	8.0	Y	Yes	1	NA
	Selenium	7782-49-2	T	ug/L		U			0.89	0.89	5.0	N	Yes	1	NA
	Thallium	7440-28-0	T	ug/L	0.71	J	RL		0.20	0.20	1.0	Y	Yes	1	NA
SW-846 9056A	Chloride	16887-00-6	N	mg/L	0.59	J	RL		0.28	0.28	1.0	Y	Yes	1	NA
	Fluoride	16984-48-8	N	mg/L	0.030	J	RL		0.024	0.024	0.050	Y	Yes	1	NA
	Sulfate	14808-79-8	N	mg/L	25				0.35	0.35	1.0	Y	Yes	1	NA
SW-846 9315	Radium-226	13982-63-3	N	pCi/L	-0.00753	U		0.148	0	0.303	1.00	N	Yes	1	NA
SW-846 9320	Radium-228	15262-20-1	N	pCi/L	0.164	U		0.500	0	0.867	1.00	N	Yes	1	NA

Lab Sample ID	240-159545-2
Sys Sample Code	110321NMWFGDW2
Sample Name	110321NMWFGDW2
Sample Date	11/3/2021 2:00:00 PM
Location	MSPS-BKGD-MWFGDW2 / MWFGDW2
Sample Type	N
Matrix	GW
Parent Sample	

Analytic Method	Chemical Name	CAS Rn	Fraction	Result Unit	Final Result	Final Qual	Reason code	Uncertainty	Final MDL	Final RL	Final QL	Final Detect	Final Report	DF	Basis
CALC	Radium-226/228	RA226/228	N	pCi/L	0.492	U		0.590	0	0.912	5.00	N	Yes	1	NA
SW-846 6010D	Boron	7440-42-8	T	ug/L		U			57	57	100	N	Yes	1	NA
SW-846 6020B	Arsenic	7440-38-2	T	ug/L		U			0.75	0.75	5.0	N	Yes	1	NA
	Barium	7440-39-3	T	ug/L	250				2.2	2.2	5.0	Y	Yes	1	NA
	Beryllium	7440-41-7	T	ug/L		U			0.62	0.62	1.0	N	Yes	1	NA
	Cadmium	7440-43-9	T	ug/L		U			0.20	0.20	1.0	N	Yes	1	NA
	Calcium	7440-70-2	T	ug/L	53000				580	580	1000	Y	Yes	1	NA
	Chromium	7440-47-3	T	ug/L		U			2.5	2.5	5.0	N	Yes	1	NA
	Cobalt	7440-48-4	T	ug/L		U			0.19	0.19	1.0	N	Yes	1	NA
	Lead	7439-92-1	T	ug/L		U			0.45	0.45	1.0	N	Yes	1	NA
	Lithium	7439-93-2	T	ug/L	7.8	J	RL		1.7	1.7	8.0	Y	Yes	1	NA
	Selenium	7782-49-2	T	ug/L		U			0.89	0.89	5.0	N	Yes	1	NA
	Thallium	7440-28-0	T	ug/L		U			0.20	0.20	1.0	N	Yes	1	NA
SW-846 9056A	Chloride	16887-00-6	N	mg/L	0.64	J	RL		0.28	0.28	1.0	Y	Yes	1	NA
	Fluoride	16984-48-8	N	mg/L	0.063				0.024	0.024	0.050	Y	Yes	1	NA
	Sulfate	14808-79-8	N	mg/L	36				0.35	0.35	1.0	Y	Yes	1	NA
SW-846 9315	Radium-226	13982-63-3	N	pCi/L	0.0515	U		0.207	0	0.383	1.00	N	Yes	1	NA
SW-846 9320	Radium-228	15262-20-1	N	pCi/L	0.441	U		0.552	0	0.912	1.00	N	Yes	1	NA

Lab Sample ID	240-159545-3
Sys Sample Code	110321NMW-5
Sample Name	110321NMW-5
Sample Date	11/3/2021 12:20:00 PM
Location	MSPS-LFAB-MW-05 / MW-5
Sample Type	N
Matrix	GW
Parent Sample	

Analytic Method	Chemical Name	CAS Rn	Fraction	Result Unit	Final Result	Final Qual	Reason code	Uncertainty	Final MDL	Final RL	Final QL	Final Detect	Final Report	DF	Basis
CALC	Radium-226/228	RA226/228	N	pCi/L	0.110	U		0.464	0	0.805	5.00	N	Yes	1	NA
SW-846 6010D	Boron	7440-42-8	T	ug/L	62	J	RL		57	57	100	Y	Yes	1	NA
SW-846 6020B	Arsenic	7440-38-2	T	ug/L		U			0.75	0.75	5.0	N	Yes	1	NA
	Barium	7440-39-3	T	ug/L	140				2.2	2.2	5.0	Y	Yes	1	NA
	Beryllium	7440-41-7	T	ug/L		U			0.62	0.62	1.0	N	Yes	1	NA
	Cadmium	7440-43-9	T	ug/L		U			0.20	0.20	1.0	N	Yes	1	NA
	Calcium	7440-70-2	T	ug/L	39000				580	580	1000	Y	Yes	1	NA
	Chromium	7440-47-3	T	ug/L		U			2.5	2.5	5.0	N	Yes	1	NA
	Cobalt	7440-48-4	T	ug/L		U			0.19	0.19	1.0	N	Yes	1	NA
	Lead	7439-92-1	T	ug/L		U			0.45	0.45	1.0	N	Yes	1	NA
	Lithium	7439-93-2	T	ug/L	7.9	J	RL		1.7	1.7	8.0	Y	Yes	1	NA
	Selenium	7782-49-2	T	ug/L		U			0.89	0.89	5.0	N	Yes	1	NA
	Thallium	7440-28-0	T	ug/L		U			0.20	0.20	1.0	N	Yes	1	NA
SW-846 9056A	Chloride	16887-00-6	N	mg/L	1.1				0.28	0.28	1.0	Y	Yes	1	NA
	Fluoride	16984-48-8	N	mg/L	0.038	J	RL		0.024	0.024	0.050	Y	Yes	1	NA
	Sulfate	14808-79-8	N	mg/L	11				0.35	0.35	1.0	Y	Yes	1	NA
SW-846 9315	Radium-226	13982-63-3	N	pCi/L	0.110	U		0.167	0	0.284	1.00	N	Yes	1	NA
SW-846 9320	Radium-228	15262-20-1	N	pCi/L	-0.123	U		0.433	0	0.805	1.00	N	Yes	1	NA

Lab Sample ID	240-159545-4
Sys Sample Code	110321NMW-8
Sample Name	110321NMW-8
Sample Date	11/3/2021 10:20:00 AM
Location	MSPS-LFAB-MW-08 / MW-8
Sample Type	N
Matrix	GW
Parent Sample	

Analytic Method	Chemical Name	CAS Rn	Fraction	Result Unit	Final Result	Final Qual	Reason code	Uncertainty	Final MDL	Final RL	Final QL	Final Detect	Final Report	DF	Basis
CALC	Radium-226/228	RA226/228	N	pCi/L	0.217	U		0.524	0	0.923	5.00	N	Yes	1	NA
SW-846 6010D	Boron	7440-42-8	T	ug/L	65	J	RL		57	57	100	Y	Yes	1	NA
SW-846 6020B	Arsenic	7440-38-2	T	ug/L		U			0.75	0.75	5.0	N	Yes	1	NA
	Barium	7440-39-3	T	ug/L	25				2.2	2.2	5.0	Y	Yes	1	NA
	Beryllium	7440-41-7	T	ug/L		U			0.62	0.62	1.0	N	Yes	1	NA
	Cadmium	7440-43-9	T	ug/L		U			0.20	0.20	1.0	N	Yes	1	NA
	Calcium	7440-70-2	T	ug/L	9200				580	580	1000	Y	Yes	1	NA
	Chromium	7440-47-3	T	ug/L		U			2.5	2.5	5.0	N	Yes	1	NA
	Cobalt	7440-48-4	T	ug/L		U			0.19	0.19	1.0	N	Yes	1	NA
	Lead	7439-92-1	T	ug/L		U			0.45	0.45	1.0	N	Yes	1	NA
	Lithium	7439-93-2	T	ug/L	2.7	J	RL		1.7	1.7	8.0	Y	Yes	1	NA
	Selenium	7782-49-2	T	ug/L		U			0.89	0.89	5.0	N	Yes	1	NA
	Thallium	7440-28-0	T	ug/L		U			0.20	0.20	1.0	N	Yes	1	NA
SW-846 9056A	Chloride	16887-00-6	N	mg/L	38				0.28	0.28	1.0	Y	Yes	1	NA
	Fluoride	16984-48-8	N	mg/L	0.030	J	RL		0.024	0.024	0.050	Y	Yes	1	NA
	Sulfate	14808-79-8	N	mg/L	15				0.35	0.35	1.0	Y	Yes	1	NA
SW-846 9315	Radium-226	13982-63-3	N	pCi/L	0.217	U		0.164	0	0.230	1.00	N	Yes	1	NA
SW-846 9320	Radium-228	15262-20-1	N	pCi/L	-0.187	U		0.498	0	0.923	1.00	N	Yes	1	NA

Lab Sample ID	240-159545-5
Sys Sample Code	110321NMW-10
Sample Name	110321NMW-10
Sample Date	11/3/2021 2:15:00 PM
Location	MSPS-LFAB-MW-10 / MW-10
Sample Type	N
Matrix	GW
Parent Sample	

Analytic Method	Chemical Name	CAS Rn	Fraction	Result Unit	Final Result	Final Qual	Reason code	Uncertainty	Final MDL	Final RL	Final QL	Final Detect	Final Report	DF	Basis
CALC	Radium-226/228	RA226/228	N	pCi/L	1.34	U		0.917	0	1.41	5.00	N	Yes	1	NA
SW-846 6010D	Boron	7440-42-8	T	ug/L	59	J	RL		57	57	100	Y	Yes	1	NA
SW-846 6020B	Arsenic	7440-38-2	T	ug/L		U			0.75	0.75	5.0	N	Yes	1	NA
	Barium	7440-39-3	T	ug/L	140				2.2	2.2	5.0	Y	Yes	1	NA
	Beryllium	7440-41-7	T	ug/L		U			0.62	0.62	1.0	N	Yes	1	NA
	Cadmium	7440-43-9	T	ug/L	0.32	J	RL		0.20	0.20	1.0	Y	Yes	1	NA
	Calcium	7440-70-2	T	ug/L	4000				580	580	1000	Y	Yes	1	NA
	Chromium	7440-47-3	T	ug/L		U			2.5	2.5	5.0	N	Yes	1	NA
	Cobalt	7440-48-4	T	ug/L	3.8				0.19	0.19	1.0	Y	Yes	1	NA
	Lead	7439-92-1	T	ug/L		U			0.45	0.45	1.0	N	Yes	1	NA
	Lithium	7439-93-2	T	ug/L		U			1.7	1.7	8.0	N	Yes	1	NA
	Selenium	7782-49-2	T	ug/L		U			0.89	0.89	5.0	N	Yes	1	NA
	Thallium	7440-28-0	T	ug/L		U			0.20	0.20	1.0	N	Yes	1	NA
SW-846 9056A	Chloride	16887-00-6	N	mg/L	0.52	J	RL		0.28	0.28	1.0	Y	Yes	1	NA
	Fluoride	16984-48-8	N	mg/L	0.032	J	RL		0.024	0.024	0.050	Y	Yes	1	NA
	Sulfate	14808-79-8	N	mg/L	7.9				0.35	0.35	1.0	Y	Yes	1	NA
SW-846 9315	Radium-226	13982-63-3	N	pCi/L	0.233	U		0.219	0	0.335	1.00	N	Yes	1	NA
SW-846 9320	Radium-228	15262-20-1	N	pCi/L	1.11	U		0.890	0	1.41	1.00	N	Yes	1	NA

Lab Sample ID	240-159545-6
Sys Sample Code	110321FBFIELDBLANK_1410
Sample Name	110321FBFIELDBLANK
Sample Date	11/3/2021 2:10:00 PM
Location	/
Sample Type	FB
Matrix	AQ
Parent Sample	

Analytic Method	Chemical Name	CAS Rn	Fraction	Result Unit	Final Result	Final Qual	Reason code	Uncertainty	Final MDL	Final RL	Final QL	Final Detect	Final Report	DF	Basis
CALC	Radium-226/228	RA226/228	N	pCi/L	0.474	U		0.465	0	0.748	5.00	N	Yes	1	NA
SW-846 6010D	Boron	7440-42-8	T	ug/L		U			57	57	100	N	Yes	1	NA
SW-846 6020B	Arsenic	7440-38-2	T	ug/L		U			0.75	0.75	5.0	N	Yes	1	NA
	Barium	7440-39-3	T	ug/L		U			2.2	2.2	5.0	N	Yes	1	NA
	Beryllium	7440-41-7	T	ug/L		U			0.62	0.62	1.0	N	Yes	1	NA
	Cadmium	7440-43-9	T	ug/L		U			0.20	0.20	1.0	N	Yes	1	NA
	Calcium	7440-70-2	T	ug/L		U			580	580	1000	N	Yes	1	NA
	Chromium	7440-47-3	T	ug/L		U			2.5	2.5	5.0	N	Yes	1	NA
	Cobalt	7440-48-4	T	ug/L		U			0.19	0.19	1.0	N	Yes	1	NA
	Lead	7439-92-1	T	ug/L		U			0.45	0.45	1.0	N	Yes	1	NA
	Lithium	7439-93-2	T	ug/L		U			1.7	1.7	8.0	N	Yes	1	NA
	Selenium	7782-49-2	T	ug/L		U			0.89	0.89	5.0	N	Yes	1	NA
	Thallium	7440-28-0	T	ug/L		U			0.20	0.20	1.0	N	Yes	1	NA
SW-846 9056A	Chloride	16887-00-6	N	mg/L		U			0.28	0.28	1.0	N	Yes	1	NA
	Fluoride	16984-48-8	N	mg/L		U			0.024	0.024	0.050	N	Yes	1	NA
	Sulfate	14808-79-8	N	mg/L		U			0.35	0.35	1.0	N	Yes	1	NA
SW-846 9315	Radium-226	13982-63-3	N	pCi/L	0.0482	U		0.0798	0	0.139	1.00	N	Yes	1	NA
SW-846 9320	Radium-228	15262-20-1	N	pCi/L	0.426	U		0.458	0	0.748	1.00	N	Yes	1	NA

Lab Sample ID	240-159545-7
Sys Sample Code	110321FDDUPLICATE
Sample Name	110321FDDUPLICATE
Sample Date	11/3/2021 12:40:00 PM
Location	MSPS-BKGD-MW-22 / MW-22
Sample Type	FD
Matrix	GW
Parent Sample	110321NMW-22

Analytic Method	Chemical Name	CAS Rn	Fraction	Result Unit	Final Result	Final Qual	Reason code	Uncertainty	Final MDL	Final RL	Final QL	Final Detect	Final Report	DF	Basis
CALC	Radium-226/228	RA226/228	N	pCi/L	0.507	U		0.544	0	0.889	5.00	N	Yes	1	NA
SW-846 6010D	Boron	7440-42-8	T	ug/L	60	J	RL		57	57	100	Y	Yes	1	NA
SW-846 6020B	Arsenic	7440-38-2	T	ug/L		U			0.75	0.75	5.0	N	Yes	1	NA
	Barium	7440-39-3	T	ug/L	320				2.2	2.2	5.0	Y	Yes	1	NA
	Beryllium	7440-41-7	T	ug/L		U			0.62	0.62	1.0	N	Yes	1	NA
	Cadmium	7440-43-9	T	ug/L		U			0.20	0.20	1.0	N	Yes	1	NA
	Calcium	7440-70-2	T	ug/L	100000				580	580	1000	Y	Yes	1	NA
	Chromium	7440-47-3	T	ug/L		U			2.5	2.5	5.0	N	Yes	1	NA
	Cobalt	7440-48-4	T	ug/L		U			0.19	0.19	1.0	N	Yes	1	NA
	Lead	7439-92-1	T	ug/L		U			0.45	0.45	1.0	N	Yes	1	NA
	Lithium	7439-93-2	T	ug/L	8.4				1.7	1.7	8.0	Y	Yes	1	NA
	Selenium	7782-49-2	T	ug/L		U			0.89	0.89	5.0	N	Yes	1	NA
	Thallium	7440-28-0	T	ug/L		U			0.20	0.20	1.0	N	Yes	1	NA
SW-846 9056A	Chloride	16887-00-6	N	mg/L	0.63	J	RL		0.28	0.28	1.0	Y	Yes	1	NA
	Fluoride	16984-48-8	N	mg/L	0.033	J	RL		0.024	0.024	0.050	Y	Yes	1	NA
	Sulfate	14808-79-8	N	mg/L	25				0.35	0.35	1.0	Y	Yes	1	NA
SW-846 9315	Radium-226	13982-63-3	N	pCi/L	0.430			0.195	0	0.230	1.00	Y	Yes	1	NA
SW-846 9320	Radium-228	15262-20-1	N	pCi/L	0.0770	U		0.508	0	0.889	1.00	N	Yes	1	NA

golder.com